




 Price List

Panel Builder




With effect from April 01st, 2026



Low
Voltage
Products

EasyPact CVS:	
Range Overview (up to 630A)	15
EasyPact CVS Fixed Thermal Fixed Magnetic (16A -250A)	16
MCCBs for Distribution Network	17
EasyPact CVS Switch Disconnecter Version	21
EasyPact CVS 500V DC	21
Accessories.	22
Range Overview (800A to 1250A)	25
MCCBs for Distribution Network	27
Moulded Case Circuit Breakers:	
ComPact NSX:	
Range Overview (up to 630A)	34
MCCBs for Distribution Network	35
Circuit Breakers for Motor Protection	38
Accessories.	40
Unique Modular Ground Fault Protection	43
ComPact NS:	
Range Overview	46
New Gen Compact NS	47
EasyPact EZC:	
	48
Earth Leakage Protection:	
Vigirex - Earth Leakage Protection Relay	49
Switch Disconnector:	
ComPact- INS & INV Switch Disconnectors	50
Switch Disconnector fuse units - range overview	51
FuPact Switch Disconnector and Accessories	52
Air Circuit Breakers:	
MasterPacT MTZ Active:	
Range Overview	54
TransferPacT UC (ATS Kit) 	56
EasyPact NW	
Range Overview	57
Draw-out type Circuit breakers and Switch Disconn. (800-4000A)	59
Fixed type Circuit breakers & Switch Disconnectors (800-4000A)	61
Accessories.	63
Draw-out type Circuit breakers and Switch Disconn. (630-1600A)	64
Fixed type Circuit breakers & Switch Disconnectors (630-1600A)	65
Automatic Transfer Switch:	
Range Overview	68
ASCO 7000 SERIES IEC Medium Voltage	69
ATS (ASCO) Series 7000/300	71
ATS WOTPC	72
TransferPacT Active Automatic.	74
TransferPacT Active Automatic Coordination Table.	76
WATSN (ATS and RTS)	81
WATSN Coordination Table	82

Switching
and
Controlling
Products

Easy TeSys:	
Easy TeSys Power Contactors (3 Pole)	86
Easy TeSys Power Contactors (4 Pole)	87
Easy TeSys Contactor Accessories	88
Easy TeSys Thermal Overload Relay	90
Easy TeSys Circuit Breaker for Motor Protection.	91
TeSys Control:	
TeSys K Control Relays	96
TeSys K Power Contactors	96
TeSys K Accessories	97
TeSys Capacitor Duty Contactor	98
TeSys Deca Control Relays	99
TeSys Deca Power Contactors (3 Pole)	99
TeSys Deca Power Contactors (4 Pole)	100
TeSys Deca Advanced Contactor (3 Pole) 	107
TeSys Deca Advanced Contactor (4 Pole) 	107
TeSys Deca Accessories.	109
TeSys Giga Power Contactors.	117
TeSys Giga Accessories	118
TeSys Protect:	
TeSys Overload Relay	122
Electronic Over Current Relay	124
TeSys Power:	
TeSys Motor Circuit Breakers	127
Circuit Breakers for Motor Protection Accessories	131
TeSys Switches:	
TeSys Switches	134
TeSys Active:	
TeSys Island	136
TeSys U	138
TeSys Tera 	140

Industrial
Automation
Products

Phaseo Power Supplies:	
Phaseo Power Supplies.	142
Harmony Smart Relays:	
Harmony Smart Relays	144
Altivar AC Drives:	
Altivar ATV12	148
Altivar ATV310	148
Altivar ATV610	151
Altivar Soft Starter:	
ATS01	154
ATS130	154
ATS22	154
ATS430	156
ATS480	160
ATS490	162
Harmony Relays:	
Harmony Plug - In Relays	164
Harmony Electronic Timers/Control Relays.	168
Easy Harmony Electronic Relays	171
Control & Signaling Components:	
Easy Harmony XA2 Plastic Pilot Lights	173
Harmony XB5/XB7 Plastic (Pushbutton, Switches)	174
Easy Harmony XB2 Metal (Pushbutton, Switches).	179
Harmony Control Station & Enclosures	180

Industrial Automation Products

-----Harmony XVB7 Modular Tower Light 70 mm. 183
 Signaling Illuminated beacons 184
 Easy Harmony XVG Monolithic Tower Light 60 mm 187
 Harmony Control Station XAPD Metal 191
Harmony Panels and Industrial PCs:
 Harmony Basic HMI Panels for Simple Machines 194
 Harmony Advanced HMI Panels for Performance Machines 197
 -----Harmony HMI Software and Services 202

Final Distribution Products

Acti 9 Distribution System:
 Miniature Circuit Breakers (MCBs) 210
 Residual Current Devices (RCDs) 214
 Arc fault Detection Device (AFDD) 216
 Auxiliaries and Accessories for MCBs/RCDs 217
 Surge Protection Devices (SPDs) 219
 Control and Command Products. 221
 ComReady Control and Command Products 223
 Isobar Distribution System 224
 Acti 9 Isobar Pan Assembly 226
 Acti 9 Distribution Boards 227
 Acti 9 Modular Distribution Boards - Metallic 231
Timers & Time Switches:
 Timers & Time Switches 238
Kaedra Enclosures:
 Kaedra Enclosures-Weather Proof 240
PratiKa:
 PratiKa Plugs & Sockets 242
Electra:
 Electra Metal Clad Plugs & Sockets 246
56 Series:
 -----56 Series 247

Power Monitoring Products

-----**Tailored Offers for Specific Applications and Segment:**
 HDPM 252
 Insulation Monitoring Devices 252
High Accuracy, Specialized Solutions - for MV/LV Distribution:
 PowerLogic™ ION9000T 254
 PowerLogic™ ION9000 254
 PowerLogic™ ION7400 255
 PowerLogic™ PM8000 Series 255
High Accuracy, ComPact, Power Meters - for HV/MV/LV Distribution:
 PowerLogic™ PM5000 257
 Smart Demand Controller - EM7200 258
 EasyLogic PM2000 Series. 259
India's Most Sold Multifunction Meters:
 EasyLogic™ EM6400NG+ 261
India's Most Trusted, Reliable and Accurate Load Managers:
 Hexa Series EM64XXH and PM1130H Meters 263
 Hexa Series LCD Range 264
 Hexa Series PM112XH Series 265
 Hexa Series PM11XXH Series 265
PowerTag - World's Smallest Energy Sensor:
 PowerTag for MCB 267
 PowerTag for MCCB 267
 Smartlink 268
 -----Communication Auxiliaries 268

Power
Monitoring
Products

DIN Rail Mount Meters - Accurate, Flexible Power Meters:

PowerLogic™ PM3200 Series 270
 PowerLogic™ iEM2000 and iEM3000 Series 271

Ethernet Communication Gateways:

Ethernet Communication Gateway Server / Converters 274

LCD Display Energy Meter & VAF+PF Meter:

EM1000 / EM1200 Series 275
 DM 6100 Series 275

CE compliance - Volt/Amp/ frequency meter:

EasyLogic™ DM3000 / DM1000 276

Just the Basics - Voltage / Ampere / Frequency Meters:

Just the Basics - Voltage / Ampere / Frequency Meters 276

Power
Quality
Products

LV- Power Quality Products and Equipment:

EasyLogic™ PFC+ Capacitor 280
 Can (Cylindrical) Type 440V Capacitors 282
 Box (Square) Type 440V Capacitors 283
 Detuned Filter Application Capacitors 284
 Detuned Reactor 440V Range 288
 Copper Wound Detuned Reactor 440V Range 290
 APFC Relays 292
 PowerLogic Accusine PCSP & PCSn 295
 PowerLogic™ EVC+ 295
 EasyLogic™ APF 298
 EasyLogic™ SVG 298
 Power Factor Correction Equipment- VarSet 302

One stop shop for all your electrical needs



 Flexible Payments

 Express Delivery

 Online Tech Support



Explore more at

shop.schneider-electric.co.in

Schneider
Electric



Environmental Data Program

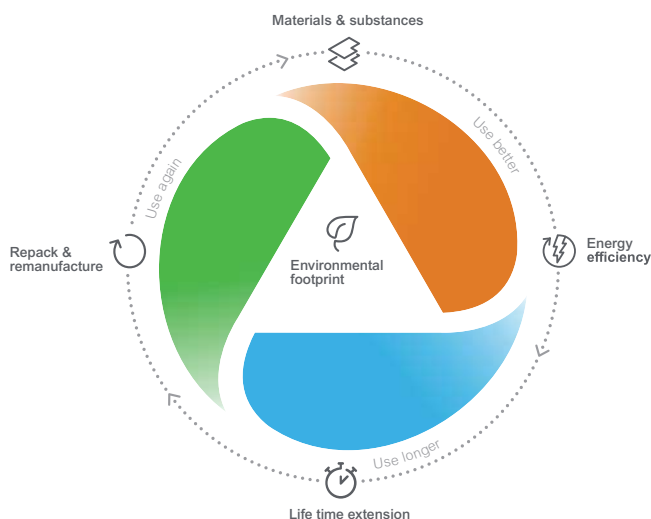


Next-level transparency for better-informed product choices

The Environmental Data Program is a framework for how we measure, categorize, and compare the environmental attributes and footprint of our products.

Using a rigorous, fact-based methodology, the program provides environmental data from across the product lifecycle.

Five data categories across the product lifecycle



Use Better: How sustainable a product is, including environmental footprint, materials and substances, packaging, and energy efficiency.

Use Longer: How a product's life time can be effectively extended in terms of reparability and updatability.

Use Again: How a product can be reused, from dismantling and remanufacturing to recyclability and manufacturer take back.

With this transparent, verified data, customers and partners are empowered to make conscious environmental choices and accurately evaluate and report on sustainability performance.

All our hardware offers have an associated environmental data available on se.com product pages.

Protect uptime and business continuity

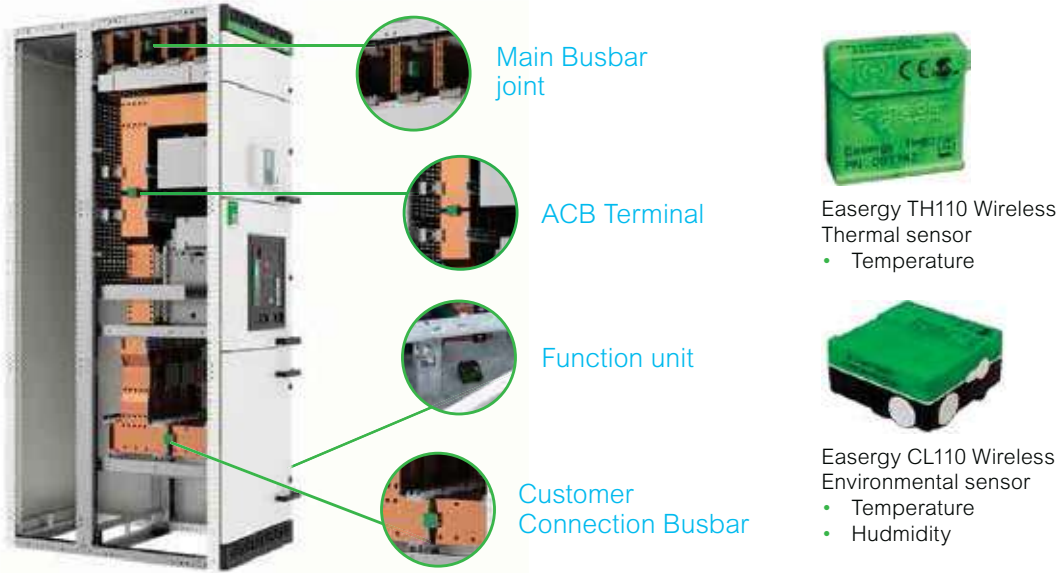
From Preventive to Predictive Maintenance

Minimize downtime, increase safety

Problems in electrical equipment continue to be one of the leading causes of fires in commercial and industrial properties.

The European Fire Academy (EFA) estimates that 25% of building fires are electrical in origin⁽¹⁾, while 56% of industrial disasters in India are due to electrical faults.

Wireless LV thermal monitoring solution



Schneider Electric LV switchboard Thermal Monitoring minimizes downtime and increases safety while reducing insurance premiums related to fire risks

Given such risks, keeping critical equipment up and running is a priority in buildings and facilities worldwide. The objectives are three-fold:

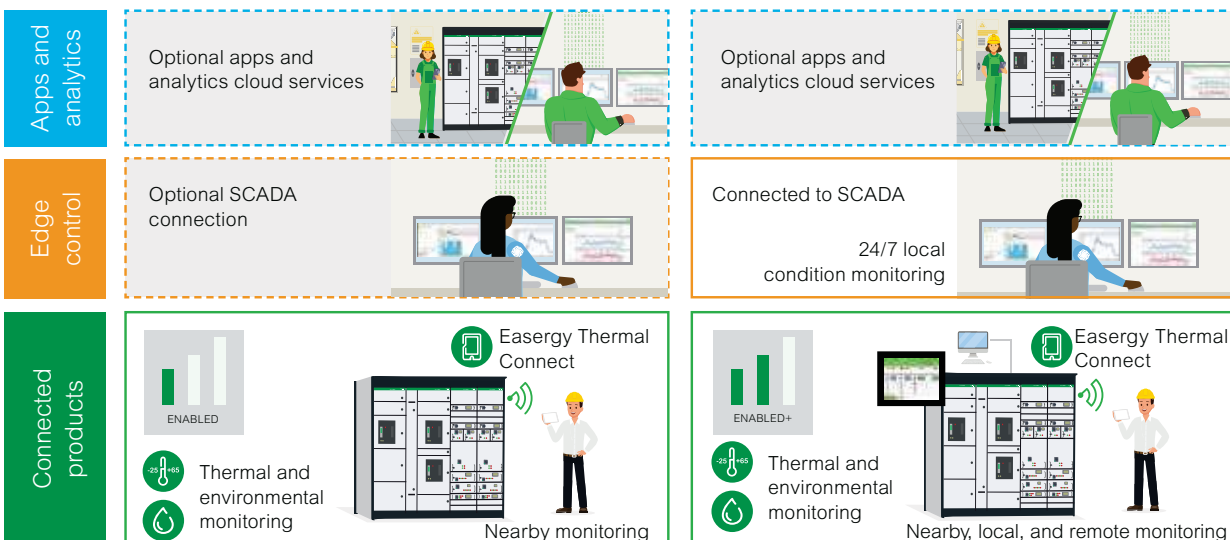
- **Maintain** operational uptime and business continuity
- **Reduce** operational expenses and total cost of ownership
- **Protect** building occupants and electrical distribution equipment

The Thermal Monitoring design combines a robust and proven architecture, standardized modules, and Schneider Electric devices. Permanently installed sensors on busbar connections, cable compartments, and breaker contacts provide continuous monitoring to perform predictive maintenance.

While IR inspections may miss critical conditions that happen between scheduled scans, Thermal Monitoring not only detects potential hazards but immediately sends alerts to operations and maintenance teams, allowing them to respond before any unsafe or damaging conditions occur.

(1) European Fire Academy

Schneider Electric LV switchboard Thermal Monitoring with Scalable Connectivity

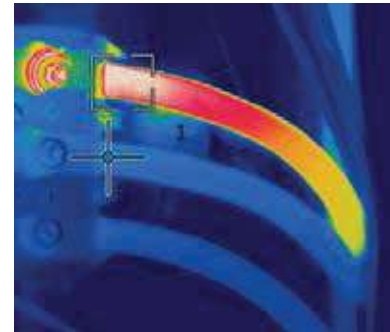


Improve safety with early detection of cable overheating

Electrical fires can generate huge losses in commercial buildings from the loss of business continuity, business opportunity costs, assets, and production loss. These losses can be so significant that they can even destroy companies.

Mechanism	Frequency
Poor connections	<p>Most</p> <p>↓</p> <p>Least</p>
Arcing across a carbonized path	
Arcing in air	
Excessive thermal insulation	
Overload	
Ejection of hot particles	
Dielectric breakdown in solid or liquid insulators	
Miscellaneous phenomena	

Typical connection issues in LV electrical assemblies



A thermographic image of a cable connection on a MCCB showing how a loose connection causes the connection point and cable to overheat.

The equipment inside LV switchgear and panelboards is susceptible to a range of fire risks, as defined by the IEC 63054 standard. Of these risks, poor connections are the most frequent.



HeatTag™ smart insulation decomposition detection (IDD) device

Detection of abnormal heating Loose cable connections can contribute to thermal runaway. PowerLogic HeatTag sensors identify potential problems before they get out of control.

HeatTag is a Smart Sensor for **Early Detection** of **Overheating** wire connections or cables.

HeatTag helps preventing electrical cabinets from being damaged, by **analyzing gas and particles** in the air and sending **alerts before** any smoke or insulator browning



PVC insulation material behavior with increasing temperature



PowerLogic™ HeatTag

Switchboard condition analysis:

- Analyzes gases and micro-particles emitted by overheating cable
- 3 level of alerts depending on severity
- Measures ambient temperature and hygrometry
- Provides switchboard air quality index

Sensor self-diagnosis:

- Fan maintenance alert
- Sensor health alert

PowerLogic HeatTag helps prevent electrical cabinets from being damaged by analyzing airborne gas and particles and sending alerts before smoke appears or an electrical fire starts.

HeatTag is much more than a fire or smoke detector - it scientifically detects overheating in electrical installations before any damage is done.



EcoStruxure™ Facility Expert



Product Selector

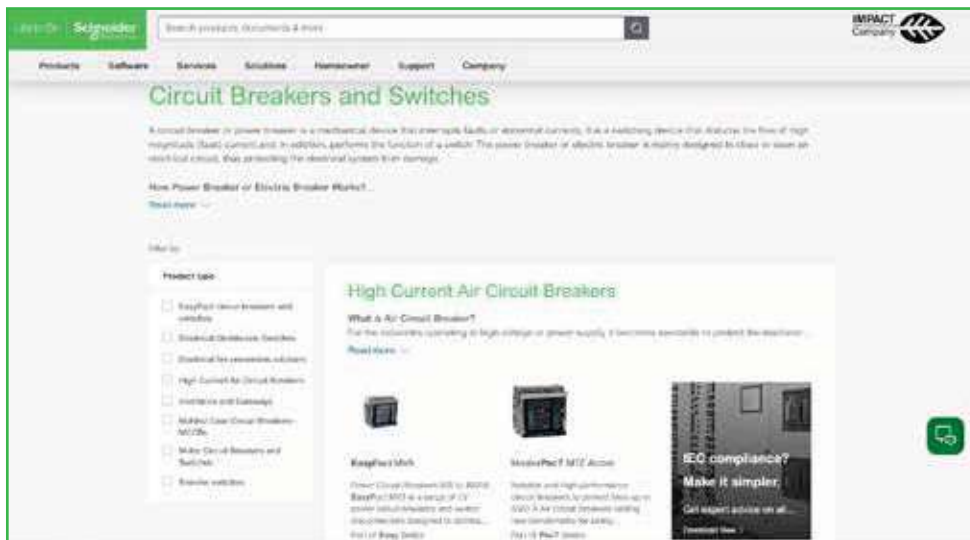
-Select Schneider products through digital tool

Product selector is an online software tool embedded in Schneider website or in distributor's website to help selecting the right product with its accessories. Product Selector aims at providing a fast, secure and smart way of selecting products. It includes the selection of the basic frame, control unit, accessories and Digital Modules. Compared with the traditional way of filling up order forms or specifying customer functions, it brings the following benefits:

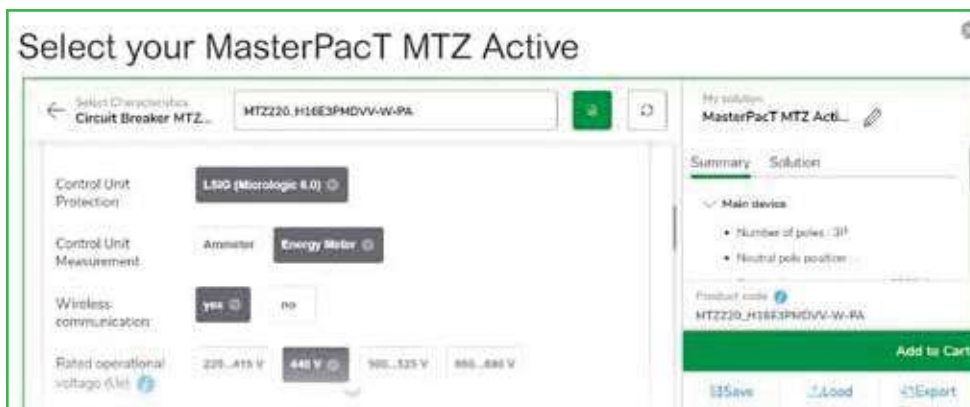
- Easy access:** no login, direct access on Schneider's website or on the website of distributor
- Reliable:** The compatibility between the main product and the accessories is constantly tested
- Wide coverage:** more than 130 Schneider ranges are available (MasterPact)

Choose Products in simple steps:

1. Go to range page on se.com



2. Click on Launch Product Selector



MasterPact MTZ Active



MasterPact MTZ with MicroLogic Active. Ready to act.

Safety


Energy Reduction Maintenance Settings (ERMS) enhance protection against arc flash hazards


Application-specific integrated circuits (ASICs) increase IP safety, improve reliability, and reduce cost

NFC **Near Field Communication (NFC)** provides remote access via a smartphone and the EcoStruxure Power Device app


Flexibility

USB-C port allows **quick setup** and reflects latest communications best practices

 **User-friendly interface** facilitates operation, diagnostics, and maintenance

 **Alarms can be customized** to voltage requirements of different machines and applications

Continuity

 **Industry-first QR code solution** provides immediate access to the root cause of outages and advises the best action to remedy them

Fast-trip capability prevents power overloads, safeguarding people and property

Simplicity

Field-swappable control unit allows last-minute changeouts, eliminating entire breaker replacements and avoiding project delays

Intuitive control unit allows quick setting of all protection functions

EasyPact™ CVS

Molded-case circuit breakers and
switch-disconnectors from 16 to 630A



se.com/in

Schneider
Electric

EasyPact CVS

Easy Choice for Quality and Value



- **EasyPact CVS** MCCBs upto 630A is the easy choice for all your most common electrical distribution applications
- **EasyPact CVS** also available with Electronic Trip release LSol from 40A to 250A
- Encapsulated double break roto technique ensures outstanding current limiting capability
- High electrical / mechanical endurance for enhanced service life
- Single accessory reference for different functions – on/off, trip and fault trip – improves shop floor efficiency
- Separate electrical fault indication for ease of fault diagnosis
- Class 2 front face, Locking in off position, Suitable for Isolation
- Optimized footprint in two frame sizes

Range Details:

- Breaking capacity 25kA to 50kA, $I_{cs} = 100\% I_{cu}$
- TMD, MA, Electronic trip units (LSol protection 40A to 630A)
- Electronic trip units (LSIG protection 25A to 630A)
- 3P & 4P versions available
- Common accessories upto 630A

- BIS Certified 
- Ics = 100% Icu as per IEC 60947-2


Breaking Capacity as per IEC 60947-2	Rated Current	Three Pole Reference	Unit MRP [₹]	Four Pole Reference	Unit MRP [₹]
EasyPact CVS 100 to 250A Fixed Thermal Fixed Magnetic					
25kA	16A	LV510300FT	9810	LV510310FT	13630
	25A	LV510301FT	9810	LV510311FT	13630
	32A	LV510302FT	9810	LV510312FT	13630
	40A	LV510303FT	9810	LV510313FT	13630
	50A	LV510304FT	9810	LV510314FT	13630
	63A	LV510305FT	9810	LV510315FT	13630
	80A	LV510306FT	9810	LV510316FT	13630
	100A	LV510307FT	9860	LV510317FT	13630
	125A	LV516302FT	14420	LV516312FT	17660
	160A	LV516303FT	18820	LV516313FT	22570
200A	LV525302FT	24920	LV525312FT	31150	
Breaking Capacity as per IEC 60947-2	Rated Current	Three Pole Reference	Unit MRP [₹]	Four Pole Reference	Unit MRP [₹]
25kA	250A	LV525303FT	29160	LV525313FT	35680





















































Breaking Capacity as per IEC 60947-2	Rated Current	Three Pole Reference	Unit MRP [₹]	Four Pole Reference	Unit MRP [₹]
EasyPact CVS 100 to 250A Fixed Thermal Fixed Magnetic					
36kA	16A	LV510330FT	13410	LV510340FT	16750
	25A	LV510331FT	13410	LV510341FT	16750
	32A	LV510332FT	13410	LV510342FT	16750
	40A	LV510333FT	13410	LV510343FT	16750
	50A	LV510334FT	13410	LV510344FT	16750
	63A	LV510335FT	13410	LV510345FT	16750
	80A	LV510336FT	13410	LV510346FT	16750
	100A	LV510337FT	13410	LV510347FT	16750
	125A	LV516332FT	14900	LV516342FT	18490
	160A	LV516333FT	19730	LV516343FT	23500
200A	LV525332FT	28420	LV525342FT	35190	
Breaking Capacity as per IEC 60947-2	Rated Current	Three Pole Reference	Unit MRP [₹]	Four Pole Reference	Unit MRP [₹]
36kA	250A	LV525333FT	31500	LV525343FT	39000

For details on non-standard references, technical parameters, stockable and non-stockable status, please contact Customer Care Centre.


NORMAL STOCK ITEMS

W.E.F. April 01st, 2026

- BIS Certified 
- Ics = 100% Icu as per IEC 60947-2

Breaking Capacity as per IEC 60947-2	Rated Current	Three Pole Reference	Unit MRP [₹]	Four Pole Reference	Unit MRP [₹]
EasyPact CVS 100 to 630A Overload Setting (Ir) 0.7 - 1 x In					
25kA	16A	LV510300 	11570	LV510310	16100
	25A	LV510301 	11570	LV510311 	16100
	32A	LV510302 	11570	LV510312 	16100
	40A	LV510303 	11570	LV510313 	16100
	50A	LV510304 	11570	LV510314	16100
	63A	LV510305 	11570	LV510315 	16100
	80A	LV510306 	11570	LV510316 	16100
	100A	LV510307 	11640	LV510317 	16100
	125A	LV516302 	17030	LV516312 	20840
	160A	LV516303 	22220	LV516313 	26630
200A	LV525302 	29410	LV525312	36770	
Breaking Capacity as per IEC 60947-2	Rated Current	Three Pole Reference	Unit MRP [₹]	Four Pole Reference	Unit MRP [₹]
25kA	250A	LV525303 	34420	LV525313	42110
EasyPact CVS 100 to 630A Overload Setting (Ir) 0.7 - 1 x In					
36kA	16A	LV510330 	15830	LV510340	19780
	25A	LV510331 	15830	LV510341	19780
	32A	LV510332 	15830	LV510342 	19780
	40A	LV510333 	15830	LV510343 	19780
	50A	LV510334 	15830	LV510344	19780
	63A	LV510335 	15830	LV510345 	19780
	80A	LV510336 	15830	LV510346	19780
	100A	LV510337 	15830	LV510347 	19780
	125A	LV516332 	17570	LV516342	21820
	160A	LV516333 	23280	LV516343	27730
200A	LV525332	33530	LV525342 	41540	
Breaking Capacity as per IEC 60947-2	Rated Current	Three Pole Reference	Unit MRP [₹]	Four Pole Reference	Unit MRP [₹]
36kA	250A	LV525333	37190	LV525343 	46020
	320A	LV540305	50840	LV540308 	63080
	400A	LV540306	51140	LV540309 	63640
	500A	LV563305 	57970	LV563308 	73420
	630A	LV563307 	66380	LV563310 	83780
EasyPact CVS 100 to 630A Overload Setting (Ir) 0.7 - 1 x In					
50kA	16A	LV510470 	21480	LV510480	26410
	25A	LV510471	21480	LV510481	26410
	32A	LV510472 	21480	LV510482 	26410
	40A	LV510473	21480	LV510483	26410
	50A	LV510474	21480	LV510484	26410
	63A	LV510475 	21480	LV510485 	26410
	80A	LV510476 	21480	LV510486	26410
	100A	LV510477 	21480	LV510487 	26410
	125A	LV516462 	27930	LV516467	30560
	160A	LV516463 	30220	LV516468	35990
200A	LV525452	39110	LV525457 	49140	
Breaking Capacity as per IEC 60947-2	Rated Current	Three Pole Reference	Unit MRP [₹]	Four Pole Reference	Unit MRP [₹]
50kA	250A	LV525453	42060	LV525458 	51820
	320A	LV540315 	55080	LV540318	68090
	400A	LV540316 	55480	LV540319 	69340
	500A	LV563315 	64330	LV563318	81180
	630A	LV563317 	70080	LV563320 	91740


For Details on stockable and non-stockable status, technical parameter, please Contact Customer Care Centre

 NORMAL STOCK ITEMS

W.E.F. April 01st, 2026



EasyPact CVS 40 to 630A with Electronic Trip Unit ETS 2.2 and ETS 2.3

- BIS Certified 
- Ics = 100% Icu as per IEC 60947-2
- Suitable for Isolation
- Adjustable Overload from 0.4 to 1 x In
- Adjustable Short Circuit from 1.4 to 10 x Ir
- Adjustable Neutral Protection - N, N/2, OFF for 4 Pole MCCB
- Inbuilt Thermal Memory

Breaking Capacity Ics as per IEC 60947-2	Rated Current	Three Pole Reference	Unit MRP [₹]	Four Pole Reference	Unit MRP [₹]
EasyPact CVS 40 to 250A					
25KA	40	LV510550	30960	LV510580	39840
	100	LV510551	30960	LV510581	39840
	160	LV516505	39540	LV516508	50420
	250	LV525505	51960	LV525508	66640
36KA	40	LV510552	31470	LV510582	40020
	100	LV510553	31470	LV510583	40020
	160	LV516506	40240	LV516509	55610
	250	LV525506	54400	LV525509	75380
50KA	40	LV510554	37740	LV510584	51070
	100	LV510555	37740	LV510585	52610
	160	LV516507	47840	LV516510	62220
	250	LV525507	62130	LV525510	80740

Breaking Capacity Ics as per IEC 60947-2	Rated Current	Three Pole Reference	Unit MRP [₹]	Four Pole Reference	Unit MRP [₹]
EasyPact CVS 400 to 630A					
36 kA	400A	LV540505 <input checked="" type="checkbox"/>	64280	LV540506 <input checked="" type="checkbox"/>	82810
	630A	LV563505 <input checked="" type="checkbox"/>	70640	LV563506 <input checked="" type="checkbox"/>	93760
50 kA	400A	LV540510 <input checked="" type="checkbox"/>	70550	LV540511 <input checked="" type="checkbox"/>	91340
	630A	LV563510 <input checked="" type="checkbox"/>	76820	LV563511 <input checked="" type="checkbox"/>	100440

For details on non-standard references, technical parameters, stockable and non-stockable status, please contact Customer Care Centre.

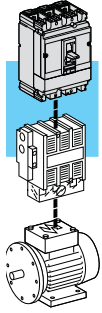
NORMAL STOCK ITEMS

W.E.F. April 01st, 2026

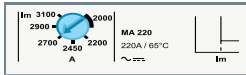
BIS Certified 

Circuit Breakers for Motor Protection

Breaking Capacity 50kA, Ics=100%Icu



Current Rating	Magnetic setting	2.5	6.3	12.5	25	50	100	150	220	320	500	
CVS 100	I _m = I _n x ...	6....14 x I _n										
CVS 160/250								9....14 x I _n				
CVS 400										6....13 x I _n		
CVS 630											6....13 x I _n	



Frame 1	2.5 to 220A
Frame 2	320 to 500A

With Magnetic Trip Unit MA Type

Breaking Capacity Ics as per IEC 60947-2	Rated Current	Three Pole Reference	Unit MRP [₹]
50kA	2.5A	LV510450	15840
	6.3A	LV510451	15840
	12.5A	LV510452 <input checked="" type="checkbox"/>	17220
	25A	LV510453 <input checked="" type="checkbox"/>	22900
	50A	LV510454 <input checked="" type="checkbox"/>	23240
	100A	LV510455 <input checked="" type="checkbox"/>	23610
50kA	150A	LV516451 <input checked="" type="checkbox"/>	29880
	220A	LV525442 <input checked="" type="checkbox"/>	31510
	320A	LV540552 <input checked="" type="checkbox"/>	50170
	500A	LV563552	59710


For details on non-standard references, technical parameters, stockable and non-stockable status, please contact Customer Care Centre.

NORMAL STOCK ITEMS

W.E.F. April 01st, 2026



EasyPact CVS with built-in LSIG Electronic trip unit ETS 6

- BIS Certified 
- Rated Current, In (A) – 25, 40, 100, 160, 250, 400, 630
- Breaking capacity (Icu=Ics) (kA) at 415V – 25 (only up to 250A), 36, 50
- 3 Pole and 4 pole versions.
- Built-in μ P based trip unit having protection functions LSIG. Variable current setting for L,S,I and G and variable time delay setting for L,S and G.
- Neutral O/L protection possible with 3P MCCB (with External Neutral CT) and 4P MCCB
- Last Fault trip history on LCD screen of MCCB i.e Faulty phase, Type of Fault and interrupted current.

With ETS 6 Electronic trip unit (built in LSIG protection)

Breaking Capacity Icu as per IEC 60947-2	Rated Current	Three Pole Reference	Unit MRP [₹]	Four Pole Reference	Unit MRP [₹]
25kA	25A	LV510600	On Request	LV510610	On Request
	40A	LV510608	51710	LV510618	60010
	100A	LV510609	51710	LV510619	60010
	160A	LV516600	59400	LV516610	73640
Breaking Capacity Icu as per IEC 60947-2	Rated Current	Three Pole Reference	Unit MRP [₹]	Four Pole Reference	Unit MRP [₹]
25kA	250A	LV525600	70120	LV525610	86170
Breaking Capacity Icu as per IEC 60947-2	Rated Current	Three Pole Reference	Unit MRP [₹]	Four Pole Reference	Unit MRP [₹]
36kA	25A	LV510620	On Request	LV510630	On Request
	40A	LV510628	53890	LV510638	62550
	100A	LV510629	53890	LV510639	62550
	160A	LV516620	61560	LV516630	76340
Breaking Capacity Icu as per IEC 60947-2	Rated Current	Three Pole Reference	Unit MRP [₹]	Four Pole Reference	Unit MRP [₹]
36kA	250A	LV525620	74210	LV525630	91380
	400A	LV540620	88650	LV540630	102660
	630A	LV563620	97050	LV563630	118340
Breaking Capacity Icu as per IEC 60947-2	Rated Current	Three Pole Reference	Unit MRP [₹]	Four Pole Reference	Unit MRP [₹]
50kA	25A	LV510640	On Request	LV510650	On Request
	40A	LV510648	58960	LV510658	70300
	100A	LV510649	58960	LV510659	70300
	160A	LV516640	70780	LV516650	84380
Breaking Capacity Icu as per IEC 60947-2	Rated Current	Three Pole Reference	Unit MRP [₹]	Four Pole Reference	Unit MRP [₹]
50kA	250A	LV525640	77760	LV525650	94120
	400A	LV540640	93050	LV540650	111070
	630A	LV563640	103000	LV563650	132990

For details on non-standard references, technical parameters, stockable and non-stockable status, please contact Customer Care Centre.

NORMAL STOCK ITEMS

W.E.F. April 01st, 2026

EasyPact CVS Switch Disconnecter Version



- BIS Certified **8** (upto 250A)
- Suitable for Isolation with positive contact indication as defined by standard IEC 60947-3.
- Compliance to utilization categories AC22A or AC23A
- Self protected due to high magnetic-set release
- Two frame sizes upto 630A
- Available in fixed version.
- Common Accessories as that of **EasyPact** CVS circuit breaker

Rated Current	Three Pole Reference	Unit MRP [₹]	Four Pole Reference	Unit MRP [₹]
100A	LV510425	11640	LV510426	14750
160A	LV516425	13880	LV516426	17470
Rated Current	Three Pole Reference	Unit MRP [₹]	Four Pole Reference	Unit MRP [₹]
250A	LV525425	29080	LV525426	38720
400A	LV540400	44980	LV540401	57250
630A	LV563400	51130	LV563401	68760

EasyPact CVS 500V DC* Application NEW

Moulded Case Circuit Breakers for Distribution Network

Breaking Capacity as per IEC 60947-2	Rated Current	Three Pole Reference	Unit MRP [₹]	Four Pole Reference	Unit MRP [₹]
EasyPact CVS 100 to 630A Overload Setting (Ir) 0.7 - 1 x In					
Icu=70kA at(250VDC, 500VDC) Ics=100% Icu	16A	LV510470	21480	LV510480	26410
	25A	LV510471	21480	LV510481	26410
	32A	LV510472	21480	LV510482	26410
	40A	LV510473	21480	LV510483	26410
	50A	LV510474	21480	LV510484	26410
	63A	LV510475	21480	LV510485	26410
	80A	LV510476	21480	LV510486	26410
	100A	LV510477	21480	LV510487	26410
Icu=20kA at (250VDC,500VDC) Ics=25% Icu	125A	LV516462	27930	LV516467	30560
	160A	LV516463	30220	LV516468	35990
Icu=20kA at (250VDC,500VDC) Ics=50% Icu	200A	LV525452	39110	LV525457	49140
	250A	LV525453	42060	LV525458	51820
Icu=20kA at (250VDC,500VDC) Ics=100% Icu	320A	LV540315	55080	LV540318	68090
	400A	LV540316	55480	LV540319	69340
	500A	LV563315	64330	LV563318	81180
	630A	LV563317	70080	LV563320	91740
	500A	LV563305	57970	LV563308	73420
	630A	LV563307	66380	LV563310	83780

*: Kindly connect with SE Representative for DC Connection diagram wrt. 250VDC & 500VDC.

For details on non-standard references, technical parameters, stockable and non-stockable status, please contact Customer Care Centre.

NORMAL STOCK ITEMS

W.E.F. April 01st, 2026



Indication contacts



Voltage Release



Padlocking accessory



Direct Rotary Handle



Extended Rotary Handle

Accessories for EasyPact CVS 100 - 630A

Auxiliary Contacts (Changeover) Multifunction

Description	Reference	Unit MRP [₹]
OF or SD or SDE or SDV	29450 <input checked="" type="checkbox"/>	1430
OF or SD or SDE or SDV low level	29452	1730
SDE adapter for trip unit TM or MA or ETS 2.3 #	LV429451 <input checked="" type="checkbox"/>	1320

To be considered alongwith SDE contact for MCCB with TMD/ETS 2.3/MA Trip Unit

Motor Mechanism

Type	100/250A Reference	Unit MRP [₹]	400/630A Reference	Unit MRP [₹]
Motor Mechanism - Direct Operating				
110-230V, AC /DC	LV435001	38630	LV435010	62050
400V, AC	LV435002	38630	LV435005	62050

Voltage Releases

Description	Shunt Release Reference	Unit MRP [₹]	Undervoltage Reference	Unit MRP [₹]
AC				
24 V 50/60 Hz	LV429384 <input checked="" type="checkbox"/>	4120	LV429404	5110
48 V 50/60 Hz	LV429385	4230	LV429405	5240
110-130 V 50/60 Hz	LV429386 <input checked="" type="checkbox"/>	4120	LV429406 <input checked="" type="checkbox"/>	5110
220-240 V 50/60 Hz	LV429387 <input checked="" type="checkbox"/>	4120	LV429407 <input checked="" type="checkbox"/>	5110
380-415 V 50 Hz	LV429388 <input checked="" type="checkbox"/>	4120	LV429408 <input checked="" type="checkbox"/>	5110
525 V 50 Hz	LV429389	4230	LV429409	7510
DC				
12 V	LV429382	4120	LV429402	5180
24 V	LV429390 <input checked="" type="checkbox"/>	4120	LV429410 <input checked="" type="checkbox"/>	5060
30 V	LV429391	4230	LV429411	7510
48 V	LV429392	4120	LV429412	5180
60 V	LV429383	6000	LV429403	7320
125 V	LV429393	4120	LV429413	5060
250 V	LV429394	4120	LV429414	5010

Rotary Handles

Description	100/160/250A Reference	Unit MRP [₹]	400/630A Reference	Unit MRP [₹]
Direct rotary handle				
Standard black handle	LV429337 <input checked="" type="checkbox"/>	2090	LV432597 <input checked="" type="checkbox"/>	3150
Extended rotary handle				
Standard extended rotary handle	LV429338_IN <input checked="" type="checkbox"/>	2870	LV432598_IN <input checked="" type="checkbox"/>	5100

For details on non-standard references, technical parameters, stockable and non-stockable status, please contact Customer Care Centre.

NORMAL STOCK ITEMS

W.E.F. April 01st, 2026

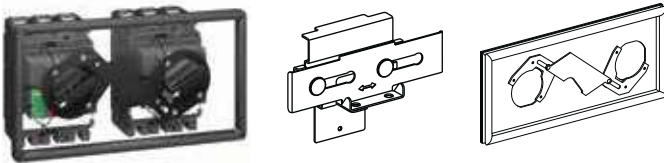
Installation Accessories

Description	Upto 100A only Reference	Unit MRP [₹]	160/250A Reference	Unit MRP [₹]	400/630A Reference	Unit MRP [₹]
Spreaders & Phase Barriers						
Spreaders (Set of 3) 3P	LV431563_IN <input checked="" type="checkbox"/>	820	LV431563 <input checked="" type="checkbox"/>	1070	32492 <input checked="" type="checkbox"/>	2870
Spreaders (Set of 4) 4P	LV431564_IN <input checked="" type="checkbox"/>	1100	LV431564 <input checked="" type="checkbox"/>	1420	32493 <input checked="" type="checkbox"/>	3590
Phase Barriers (Set of 6)	*		*		LV432570 <input checked="" type="checkbox"/>	1350

Description	100/160/250A Reference	Unit MRP [₹]	400/630A Reference	Unit MRP [₹]
Interlocking				
For Breaker with Rotary Handle	LV429369	15520	LV432621	19630
For Breaker with Toggle	LV429354	19120	LV432614	19830
Mechanical Interlocking with Base Plate	29349**	-	32609**	-
Locking of Rotary Handle				
Locking Device	LV429344 <input checked="" type="checkbox"/>	1000	LV432604 <input checked="" type="checkbox"/>	1350
Ronis Keylock (1 Lock + 1 Key set)	41940 <input checked="" type="checkbox"/>	7755	41940 <input checked="" type="checkbox"/>	7755
Ronis Keylock (2 Locks + 1 Key set)	41950 <input checked="" type="checkbox"/>	13053	41950 <input checked="" type="checkbox"/>	13053
Profalux Keylock (1 Lock + 1 Key set)	42888	12120	42888	12120
Profalux Keylock (2 Locks + 1 Key set)	42878	15210	42878	15210

* supplied as standard with spreaders

** Mechanical Interlocking with Base Plate to be ordered with Safety trip interlock (LV429270 for 29349 and LV432520 for 32609)



Accessories for CVS 100 - 630A

Manual Source change-over systems

- An additional accessory interlocks two devices with rotary handles to create a source changeover system. Closing of one device is possible only if the second is open.
- This function is compatible with direct or extended rotary handles.
- Up to three padlocks can be used to lock in the OFF or ON position.

Description	Reference	Unit MRP [₹]
Mechanical interlocking for circuit breakers		
With toggles 100A to 250A	LV429354	19120
With rotary handles 100A -250A	LV429369	15520
With toggles 400A to 630A	LV432614	19830
With rotary handles 400A to 630A	LV432621	19630

Accessories for ETS 6 Trip unit

Description	CVS100/160/250 Reference number	Rating	Unit MRP [₹]	CVS400/630 Reference number	Rating	Unit MRP [₹]
External neutral CT for 3 pole breaker with ETS6	LV429521	25 - 100 A	20780	LV432575	400 - 630 A	29990
	LV430563	150 - 250 A	31820			
Description	CVS 100 to 630 Reference number				Unit MRP [₹]	
Pocket Battery For MCCB With ETS 6	LV434206				28730	
24 VDC Terminal Block For MCCB With ETS 6	LV434210				9400	

For details on non-standard references, technical parameters, stockable and non-stockable status, please contact Customer Care Centre.

NORMAL STOCK ITEMS

W.E.F. April 01st, 2026

Austong Robot

Easy Series

EasyPact™ CVS

Molded-Case Circuit Breaker
from 800 to 1250 A



se.com/in

Schneider
Electric

Introduction

Overview

State-of-the-art design, user-friendly features and a wide spectrum of protection releases of the MCCB range. Also recognised for its ergonomics, aesthetics and compactness. Specially designed and developed for extreme tropical conditions, it promises reliable performance in high ambient and humid environment.

Unfailingly, caters to the ever-evolving needs of customers, derived after in-depth analysis and customer feedback. Because we understand our customers' requirements and demands, our contemporary range of MCCBs never falls short of ensuring complete customer satisfaction. Moreover, complemented by a host of accessories, the EasyPact CVS range delivers comprehensive solutions to customer applications ensuring operational safety, reliability and versatility.

Features

- Range available from 800 to 1250 A
- Available in 3 pole and 4 pole
- Range of 50 kA breaking capacity
- Electronic trip unit release and Switch Disconnector
- MCCBs for Distribution and SD version
- Wide range of Internal and External accessories
- RoHS compliant

Schneider Electric do not recommend the mix of different ranges of breakers.

Codes and standards

CVS range of MCCB series and accessories comply with:

- IEC 60947-1: General rules
- IEC 60947-2: Circuit-breakers



EasyPact CVS MCCB

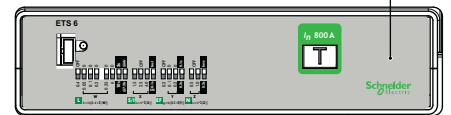

Current rating	800 A, 1000 A, 1250 A
Release	Electronic trip unit, Switch Disconnector

Trip Units

NA - Switch Disconnector (SD)

LSI Protection - Electronic Trip Unit (ETS 2)

LSIG - Electronic Trip Unit (ETS 6)



Marking and Configuration



EasyPact CVS MCCB offers

Enhanced features

- Snap-fit accessories up to 800 to 1250 A
- Auxiliary contact for ON/OFF and Trip Indication
- Shunt coil for remote tripping
- Under Voltage coil

Accessories



Extended rotary handle



External neutral CT



Adaptor Kit



Spreaders link



Auxiliary 1 C/O



Auxiliary 2 C/O



Voltage release (MN)



Trip alarm contact 1 C/O



Auxiliary 1 C/O +
Trip alarm contact 1 C/O



Shunt release (MX)



EasyPact Molded Case Circuit Breaker 800 - 1250 N

Breaking Capacity Icu as per IEC 60947-2	Rated Current	Three Pole Reference	Unit MRP [₹]	Four Pole Reference	Unit MRP [₹]
ETS 2					
50 kA at 415 V AC	800 A	LV508231	On Request	LV508241	On Request
	1000 A	LV510231	On Request	LV510241	On Request
	1250 A	LV512231	On Request	LV512241	On Request
ETS 6					
50 kA at 415 V AC	800 A	LV508232	On Request	LV508242	On Request
	1000 A	LV510232	On Request	LV510242	On Request
	1250 A	LV512232	On Request	LV512242	On Request



EasyPact Molded Case Circuit Breaker 800 - 1250 SD

Breaking Capacity Icu as per IEC 60947-2	Rated Current	Three Pole Reference	Unit MRP [₹]	Four Pole Reference	Unit MRP [₹]
SD					
415 V AC	800 A	LV508230	On Request	LV508240	On Request
	1000 A	LV510230	On Request	LV510240	On Request
	1250 A	LV512230	On Request	LV512240	On Request



Spreader links

Breaking Capacity Icu as per IEC 60947-2	Rated Current	Three Pole Reference	Unit MRP [₹]	Four Pole Reference	Unit MRP [₹]
	800 A	LV508530 (Set of 6)	On Request	LV508540 (Set of 8)	On Request
	1000 A*	LV510530 (Set of 12)	On Request	LV510540 (Set of 16)	On Request
	1250 A	LV512530 (Set of 6)	On Request	LV512540 (Set of 8)	On Request

* Two runs per phase



Extended Rotary Handle

Rated Current	Reference	Unit MRP [₹]
800 A	LV500500	On Request
1000 A	LV500500	On Request
1250 A	LV500500	On Request



External Neutral CT

Rated Current	Reference	Unit MRP [₹]
800 A	LV508560	On Request
1000 A	LV510560	On Request
1250 A	LV512560	On Request

For details on non-standard references, technical parameters, stockable and non-stockable status, please contact Customer Care Centre.

NORMAL STOCK ITEMS

W.E.F. April 01st, 2026



Adaptor kit for External Neutral CT

Rated Current	Reference	Unit MRP [₹]
800 A	LV508570	On Request
1000 A	LV510570	On Request
1250 A	LV512570	On Request



Auxiliary 1 C/O + Trip Alarm Contact 1 C/O

Rated Current	Reference	Unit MRP [₹]
800 A	LV500604	On Request
1000 A		On Request
1250 A		On Request



Auxiliary Switch 1 C/O

Rated Current	Reference	Unit MRP [₹]
800 A	LV500601	On Request
1000 A	LV500601	On Request
1250 A	LV500601	On Request



Shunt Release (110/240/415 V AC)

Rated Current	Reference	Unit MRP [₹]
800 A	LV500605	On Request
1000 A	LV500605	On Request
1250 A	LV500605	On Request



Auxiliary Switch 2 C/O

Rated Current	Reference	Unit MRP [₹]
800 A	LV500602	On Request
1000 A	LV500602	On Request
1250 A	LV500602	On Request



Under Voltage release (240 V AC)

Rated Current	Reference	Unit MRP [₹]
800 A	LV500606	On Request
1000 A	LV500606	On Request
1250 A	LV500606	On Request



Trip Alarm Contact

Rated Current	Reference	Unit MRP [₹]
800 A	LV500603	On Request
1000 A	LV500603	On Request
1250 A	LV500603	On Request

For details on non-standard references, technical parameters, stockable and non-stockable status, please contact Customer Care Centre.

NORMAL STOCK ITEMS

W.E.F. April 01st, 2026



ComPacT NSX

Molded-Case Circuit Breakers
And Switch-Disconnectors
From 16 To 630 A - Up To 690 V





Environmental Data Program

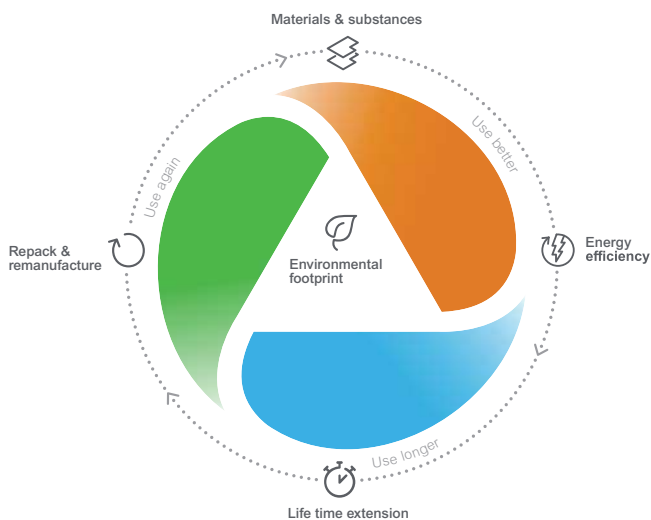


Next-level transparency for better-informed product choices

The Environmental Data Program is a framework for how we measure, categorize, and compare the environmental attributes and footprint of our products.

Using a rigorous, fact-based methodology, the program provides environmental data from across the product lifecycle.

Five data categories across the product lifecycle



Use Better: How sustainable a product is, including environmental footprint, materials and substances, packaging, and energy efficiency.

Use Longer: How a product's life time can be effectively extended in terms of reparability and updatability.

Use Again: How a product can be reused, from dismantling and remanufacturing to recyclability and manufacturer take back.

With this transparent, verified data, customers and partners are empowered to make conscious environmental choices and accurately evaluate and report on sustainability performance.

All our hardware offers have an associated environmental data available on se.com product pages.



ComPact NSX

Schneider Electric is proud to introduce the new generation of ComPact MCCBs. These breakers talk to you, wherever you are, in all transparency. New design complements new wireless connectivity capabilities with our latest wireless auxiliary contact.

ComPact Design



New signature design

- Schneider Electric green signature style for the entire ComPact range
- Estimated 40% reduction of wiring time for panel builders
- Experience easier installation thanks to a new ergonomic front-plate design
- Gain the confidence that all auxiliaries are on the right spot, and simply double check that you have the right coil rating
- Ergonomic new toggle for easier breaker manual operation

Wireless Auxiliary Contact



Wireless breaker status

- Plug & play technology for clear connection status (0 or 1, no half-way wired)
- Placed in the same position as the wired version, its LED light will give you direct indication in case of a tripping
- If you are away, your ComPact will send you an immediate notification via EcoStruxure Facility Expert for instance
- Wireless auxiliary accelerates overall wiring time: status communication is done very simply and commissioned wirelessly
- Communication architecture is fully EcoStruxure Power validated, with any application

Ready to meet the new face of ComPact?



Meet the new generation of ComPact™ circuit breakers with semi-transparent faceplate, screwless auxiliaries and remote monitoring features.

Learn about the benefits of the ComPact range here:
se.com/compact-nsx

COMPACT

Moulded Case Circuit Breaker

The new generation of reliable ComPacT circuit breakers features improved performance and easier installation.

- Gain a competitive edge with easy-to-upgrade, wireless connectivity of circuit breakers and panels.
- Experience easier installation thanks to a new ergonomic front-plate design.
- Improve build and installation times with screwless, plug-and-play auxiliaries.

se.com/compact-nsx




ComPacT™ molded-case circuit breaker



New BCSM Modbus SL/ULP

Simplify your
path to **digital**

se.com/in



© 2024 Schneider Electric. All rights reserved. All trademarks are the property of Schneider Electric SAS or its affiliated companies.

Current architecture




1. IFE LV434001
2. IFM v2 LV4340000
3. NSX cord LV434201
4. BSCM LV434205

Solution with new BSCM



1. Panel Server PAS600L
2. Modbus SL Hub LV434224
3. BSCM Modbus SL/ULP LV434220



Connectivity of the future with **BSCM Modbus SL/ULP**

- ✓ Connect with ULP and Modbus SL protocols
- ✓ Effortless setup with Plug & Play RJ45 connection
- ✓ Easy installation thanks to its simple architecture with Modbus SL Hub
- ✓ Empowers sustainability by reducing carbon footprint
- ✓ Cost-effective solution for connectivity


Compatibility with **EcoStruxure Power Commission**















































Integrate seamlessly with EPC, boosting setup, testing, and overall process speed and accuracy. Get your projects running faster and more reliably, leaving the competition in the dust.





NSX Thermal Magnetic Trip Unit (TM-D)


- BIS Certified 
- Ics = 100% Icu as per IEC 60947-2
- Adjustable thermal setting 0.7 to 1 x In
- Adjustable magnetic setting 5 to 10 x Ir **
- Transparent cover for trip unit as standard

Breaking Capacity Icu as per IEC 60947-2	Rated Current	Three Pole Reference	Unit MRP [₹]	Four Pole Reference	Unit MRP [₹]
25kA	16A	C10B3TM016	17860	C10B6TM016	25630
	25A	C10B3TM025 	17860	C10B6TM025	25630
	32A	C10B3TM032 	17860	C10B6TM032	25630
	40A	C10B3TM040 	17860	C10B6TM040	25630
	50A	C10B3TM050	17860	C10B6TM050	25630
	63A	C10B3TM063 	17860	C10B6TM063 	25630
	80A	C10B3TM080 	17860	C10B6TM080	25630
	100A	C10B3TM100 	17860	C10B6TM100 	25630
	125A	C16B3TM125 	31630	C16B6TM125 	38960
	160A	C16B3TM160 	33840	C16B6TM160 	42450
	200A	C25B3TM200	48750	C25B6TM200 	58650
	250A	C25B3TM250 	49700	C25B6TM250 	59810
36kA	16A	C10F3TM016 	21740	C10F6TM016	27530
	25A	C10F3TM025 	21740	C10F6TM025	27530
	32A	C10F3TM032 	21740	C10F6TM032 	27530
	40A	C10F3TM040 	21740	C10F6TM040	27530
	50A	C10F3TM050	21740	C10F6TM050	27530
	63A	C10F3TM063 	21740	C10F6TM063 	27530
	80A	C10F3TM080 	21740	C10F6TM080	27530
	100A	C10F3TM100 	21740	C10F6TM100 	27530
	125A	C16F3TM125 	32490	C16F6TM125 	40470
	160A	C16F3TM160 	34110	C16F6TM160 	43650
	200A	C25F3TM200 	49380	C25F6TM200 	60860
	250A	C25F3TM250 	50800	C25F6TM250 	63310
50kA	16A	C10N3TM016	25860	C10N6TM016	32420
	25A	C10N3TM025	25860	C10N6TM025	32420
	32A	C10N3TM032 	25860	C10N6TM032	32420
	40A	C10N3TM040 	25860	C10N6TM040	32420
	50A	C10N3TM050	25860	C10N6TM050	32420
	63A	C10N3TM063 	25860	C10N6TM063	32420
	80A	C10N3TM080 	25860	C10N6TM080	32420
	100A	C10N3TM100 	25860	C10N6TM100	32420
	125A	C16N3TM125 	39070	C16N6TM125	44930
	160A	C16N3TM160 	39900	C16N6TM160	47170
	200A	C25N3TM200 	53230	C25N6TM200	65030
	250A	C25N3TM250 	54250	C25N6TM250	68990
70kA	16A	C10H3TM016	32750	C10H6TM016	42230
	25A	C10H3TM025	32750	C10H6TM025	42230
	32A	C10H3TM032	32750	C10H6TM032	42230
	40A	C10H3TM040	32750	C10H6TM040	42230
	50A	C10H3TM050	32750	C10H6TM050	42230
	63A	C10H3TM063 	32750	C10H6TM063	42230
	80A	C10H3TM080	32750	C10H6TM080	42230
	100A	C10H3TM100 	32750	C10H6TM100	42230
	125A	C16H3TM125	60950	C16H6TM125	64760
	160A	C16H3TM160 	61590	C16H6TM160	66070
	200A	C25H3TM200	70010	C25H6TM200	90970
	250A	C25H3TM250 	70690	C25H6TM250	91890

Note:

- ** applicable for NSX 200A & 250A
- For higher breaking capacities (100kA and 150kA); for Generator Protection MCCB and other special application MCCB, contact our nearest Sales office.


For details on non-standard references, technical parameters, stockable and non-stockable status, please contact Customer Care Centre.





























 NORMAL STOCK ITEMS

W.E.F. April 01st, 2026



NSX Micrologic 2 (μ P -ASIC based)

- BIS Certified 
- Protection type LS01N
- Ics = 100% Icu as per IEC 60947-2
- Adjustable overload from 0.40 to 1 x In
- Adjustable short circuit from 1.5 to 10 x Ir
- Innovative front indication LED's (Ready, Overload pre-alarm & Overload)
- Two frame sizes up to 630A
- Adjustable neutral protection - N, N/2, OFF for 4 Pole MCCB







Breaking Capacity Icu as per IEC 60947-2	Rated Current	Three Pole Reference	Unit MRP [₹]	Four Pole Reference	Unit MRP [₹]
25kA	40A	C10B32D040 	33790	C10B42D040	43470
	100A	C10B32D100 	33790	C10B42D100 	43470
	160A	C16B32D160 	43130	C16B42D160 	55030
	250A	C25B32D250 	56680	C25B42D250 	72710
36kA	40A	C10F32D040	34340	C10F42D040	43670
	100A	C10F32D100 	34340	C10F42D100 	43670
	160A	C16F32D160 	43900	C16F42D160 	60670
	250A	C25F32D250 	59350	C25F42D250 	82250
	400A	C40F32D400 	88230	C40F42D400 	100600
50kA	630A	C63F32D630 	93680	C63F42D630 	119830
	40A	C10N32D040	41200	C10N42D040	55730
	100A	C10N32D100 	41200	C10N42D100 	57390
	160A	C16N32D160 	52190	C16N42D160	67900
	250A	C25N32D250 	67800	C25N42D250 	88110
70kA	400A	C40N32D400 	91420	C40N42D400 	118730
	630A	C63N32D630 	94770	C63N42D630 	125510
	40A	C10H32D040	51520	C10H42D040	65240
	100A	C10H32D100	52300	C10H42D100	65240
	160A	C16H32D160	69070	C16H42D160	88150
70kA	250A	C25H32D250	77580	C25H42D250	111960
	400A	C40H32D400 	103050	C40H42D400	135320
	630A	C63H32D630 	105580	C63H42D630	164250

Note: For higher breaking capacities (100kA and 150kA); for Generator Protection MCCB and other special application MCCB, contact our nearest Sales office.

NSX Micrologic 2 (μ P -ASIC based) / TMD / MA+ shunt +GFP

- Protection type LS01GN
- Ics = 100% Icu as per IEC 60947-2
- Fault indication for GF (LED type) meant for human safety
- Adjustable overload from 0.36 to 1 x In
- Adjustable short circuit from 1.5 to 10 x Ir
- Adjustable earth fault sensitivity selection 10 to 60%
- Innovative front indication LED's (Ready, Overload pre-alarm & Overload)
- Two frame sizes up to 630A
- Suitable for 3P3W & 3P4W electrical distribution network
- Breaking Capacity enhancement upto 150kA with a higher capacity upstream (Cascading)
- Adjustable neutral protection - N, N/2, OFF for 4 Pole MCCB



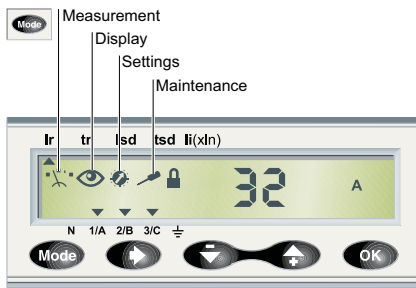
MCCB Frame	Relay Module rated current	3 Ph + 3W Reference	Unit MRP [₹]	3 Ph + 4W Reference	Unit MRP [₹]
CVS/NSX100	32, 40, 50, 63, 80, 100	GFP11CT13P 	10080	GFP11CT14P 	11040
CVS/NSX 160 / 250	125, 160, 200, 250	GFP12CT23P 	11450	GFP12CT24P 	12940
CVS/NSX 400 / 630	400, 630	GFP13CT33P 	17330	GFP13CT34P 	18910

Note: Kindly order NSX/CVS MCCB +GFP+. Shunt trip coil.

For details on non-standard references, technical parameters, stockable and non-stockable status, please contact Customer Care Centre.


 NORMAL STOCK ITEMS

W.E.F. April 01st, 2026



NSX Micrologic 6A

Protection


- BIS Certified 
- Ics = 100% Icu as per IEC 60947-2
- External Neutral CT required for highly un-balanced TP-N system (* has to be ordered at extra price)
- Adjustable neutral protection - N, N/2, OFF and oversized neutral (standard feature) for 4 Pole MCCB.
- Adjustable overload from Ir 0.4 to 1 x In and tr = 0.5 to 16 s
- Adjustable short circuit from I_{sd} 1.5 to 10 x Ir and tsd I_{2t} ON/OFF 0.1 to 0.4s
- Adjustable earth fault 0.4 to 1 x In (for In=40A) & 0.2 to 1 x In (for In>40A) and tg I_{2t} ON/OFF 0.1 to 0.4s
- Instantaneous protection Ii 1.5 x In to 15 x In (40 - 160A), 12 x In (250 to 400A) and 11 x In (630A)
- Zone Selective Interlocking (ZSI) as standard

Measurement & Diagnostics

- Current measurement, communication capable as standard
- Demand and maximum demand values
- Indications for fault types, alarms and histories with timestamping
- Fault distinction on the display of trip unit (type of fault, interrupted fault current and faulty phase)
- Operation, trip and alarm counters; Operating Hours counter
- Contact wear, Load profile and thermal image

Breaking Capacity Icu as per IEC 60947-2	Rated Current	Three Pole Reference	Unit MRP [₹]	Four Pole Reference	Unit MRP [₹]
36kA	100A	C10F36A100	On Request	C10F46A100	On Request
	160A	C16F36A160	On Request	C16F46A160	On Request
	250A	C25F36A250	On Request	C25F46A250	On Request
	400A	C40F36A400	On Request	C40F46A400	On Request
	630A	C63F36A630	On Request	C63F46A630	On Request
50kA	100A	C10N36A100	On Request	C10N46A100	On Request
	160A	C16N36A160	On Request	C16N46A160	On Request
	250A	C25N36A250	On Request	C25N46A250	On Request
	400A	C40N36A400	On Request	C40N46A400	On Request
	630A	C63N36A630	On Request	C63N46A630	On Request
70kA	100A	C10H36A100	On Request	C10H46A100	On Request
	160A	C16H36A160	On Request	C16H46A160	On Request
	250A	C25H36A250	On Request	C25H46A250	On Request
	400A	C40H36A400	On Request	C40H46A400	On Request
	630A	C63H36A630	On Request	C63H46A630	On Request


For details on non-standard references, technical parameters, stockable and non-stockable status, please contact Customer Care Centre.

 NORMAL STOCK ITEMS

W.E.F. April 01st, 2026



NSX Magnetic Trip Unit MA type

- BIS Certified 
- Ics = 100% Icu as per IEC 60947-2
- Adjustable magnetic setting Im 6 to 14 x In (2.5 to 100A) & 9 to 14 x In (150 to 200A)
- Type - 2 Co-ordination charts upto 110 kW at 400V
- Adjustable neutral protection - N, N/2, OFF for 4 Pole MCCB

Breaking Capacity Icu as per IEC 60947-2	Rated Current	Three Pole Reference	Unit MRP [₹]
36kA	150A	C16F3MA150	35270
36kA	220A	C25F3MA220	57890
50kA	150A	C16N3MA150	43080
50kA	220A	C25N3MA220	63530
70kA	150A	C16H3MA150	64020
70kA	220A	C25H3MA220	99260



MCCBs for DC Network Protection

16A to 1200A in Two frames sizes with Thermal Magnetic Trip Unit (TMD)

- Up to 1200 A for ComPact NSX DC, protection is provided by thermal-magnetic trip units
- TM-D up to 160 A: fixed thermal threshold and magnetic pick-up
- TM-D up to 63 A: adjustable thermal threshold and fixed magnetic pick-up
- TM-DC from 80 to 250 A: fixed or adjustable (for 200 and 250 A) magnetic pick-up and adjustable thermal threshold
- TM-DC from 250 A to 1200 A adjustable magnetic pick-up and adjustable thermal threshold
- TM-G, up to 250 A: adjustable thermal threshold and fixed low magnetic pick-up to protect long cables

Breaking Capacity Icu as per IEC 60947-2	Rated Current	Three Pole Reference	Unit MRP [₹]	Four Pole Reference	Unit MRP [₹]
36kA	400A	C40F3TM400D	71470	C40F4TM400D	81160
36kA	500A	C63F3TM500D	85740	C63F4TM500D	99830
36kA	600A	C63F3TM600D	90550	C63F4TM600D	109640
100kA	400A	C40S3TM400D	97210	C40S4TM400D	118400
100kA	500A	C63S3TM500D	106130	C63S4TM500D	128030
100kA	600A	C63S3TM600D	106130	C63S4TM600D	128030

For details on non-standard references, technical parameters, stockable and non-stockable status, please contact Customer Care Centre.

NORMAL STOCK ITEMS

W.E.F. April 01st, 2026



MCCB for 800V AC & 1000V AC

- As per IEC 60947-2
- NSX Micrologic Trip unit LSol
- Icu, 36kA at 800V AC, 10kA at 1000V AC

Description	Reference	Unit MRP [₹]
NSX400K, 36kA at 800V AC, 10kA at 1000V AC, 3P3D 250A 2.3	C40K32D250	On Request
NSX400K, 36kA at 800V AC, 10kA at 1000V AC 3P3D 400A 2.3	C40K32D400	On Request
NSX400K, 36kA at 800V AC, 10kA at 1000V AC 4P4D 250A 2.3	C40K42D250	On Request
NSX400K, 36kA at 800V AC, 10kA at 1000V AC 4P4D 400A 2.3	C40K42D400	On Request

It is mandatory to install long terminal shields with lugs and bars

Description	Reference	Unit MRP [₹]
3P Long terminal shield with 52.2mm pitch	LV432595	On Request
4P Long terminal shield with 52.2mm pitch	LV432596	On Request

For details on non-standard references, technical parameters, stockable and non-stockable status, please contact Customer Care Centre.

NORMAL STOCK ITEMS

W.E.F. April 01st, 2026



Indication contacts



SDTAM remote indication relay module



SDx remote indication relay module



Voltage Release



Motor Mechanism

Description	Reference	Unit MRP [₹]
Auxiliary contacts (changeover) Multifunction		
OF or SD or SDE or SDV	29450 <input checked="" type="checkbox"/>	1430
OF or SD or SDE or SDV low level	29452	1730
SDE adaptor for trip unit TM or MA or Micrologic 2 \$\$	LV429451 <input checked="" type="checkbox"/>	1320
SDX 2-PROGRAMMABLE CONTACTS FOR MICROLOGIC		
SDx module 24/415 V AC/DC	LV429532	22200
SDTAM contactor tripping module for Micrologic 2- M/6 E-M		
SDTAM 24/415 V AC/DC overload fault indication	LV429424	23260

\$\$ To be considered along with SDE contact for MCCB with TMD/MA./Micrologic 2 protection.

Voltage Releases

Description	Shunt Release Reference	Unit MRP [₹]	Undervoltage Reference	Unit MRP [₹]
AC				
24 V 50/60 Hz	LV429384	4120	LV429404	5110
48 V 50/60 Hz	LV429385	4230	LV429405	5240
110-130 V 50/60 Hz	LV429386 <input checked="" type="checkbox"/>	4120	LV429406 <input checked="" type="checkbox"/>	5110
220-240 V 50/60 Hz	LV429387 <input checked="" type="checkbox"/>	4120	LV429407 <input checked="" type="checkbox"/>	5110
380-415 V 50 Hz	LV429388 <input checked="" type="checkbox"/>	4120	LV429408 <input checked="" type="checkbox"/>	5110
525 V 50 Hz	LV429389	4230	LV429409	7510
DC				
12 V	LV429382	4120	LV429402	5180
24 V	LV429390 <input checked="" type="checkbox"/>	4120	LV429410 <input checked="" type="checkbox"/>	5060
30 V	LV429391	4230	LV429411	7510
48 V	LV429392	4120	LV429412	5180
60 V	LV429383	6000	LV429403	7320
125 V	LV429393	4120	LV429413	5060
250 V	LV429394	4120	LV429414 <input checked="" type="checkbox"/>	5010

Installation Accessories

Description	100/160/250A Reference	Unit MRP [₹]	400/630A Reference	Unit MRP [₹]
Spreaders & Phase Barrier				
Spreaders (Set of 3) 3P	LV431563 <input checked="" type="checkbox"/>	1070	32492 <input checked="" type="checkbox"/>	2870
Spreaders (Set of 4) 4P	LV431564 <input checked="" type="checkbox"/>	1420	32493 <input checked="" type="checkbox"/>	3590
Phase Barrier (Set of 6)	*	-	LV432570 <input checked="" type="checkbox"/>	1350
Interlocking				
For Breaker with Rotary Handle	LV429369	15520	LV432621	19630
For Breaker with Toggle	LV429354	19120	LV432614	19830
Mechanical Interlocking with Base Plate	29349**	-	32609**	-
Locking of Rotary Handle				
Locking Device	LV429344 <input checked="" type="checkbox"/>	1000	LV432604 <input checked="" type="checkbox"/>	1350
Ronis Keylock (1 Lock + 1 Key set)	41940 <input checked="" type="checkbox"/>	7755	41940 <input checked="" type="checkbox"/>	7755
Ronis Keylock (2 Locks + 1 Key set)	41950 <input checked="" type="checkbox"/>	13053	41950 <input checked="" type="checkbox"/>	13053
Profalux Keylock (1 Lock + 1 Key set)	42888	12120	42888	12120
Profalux Keylock (2 Locks + 1 Key set)	42878	15210	42878	15210

* supplied as standard with spreader

** Mechanical Interlocking with Base Plate to be ordered with Safety trip interlock (LV429270 for 29349 and LV432520 for 32609)

For details on non-standard references, technical parameters, stockable and non-stockable status, please contact Customer Care Centre.

NORMAL STOCK ITEMS

W.E.F. April 01st, 2026



FDM121: Front Display Module



Test Battery



Power Supply Module B



BSCM Modbus SL/ULP

Motor Mechanism

Type	Voltage	100/160A Reference	Unit MRP [₹]	250A Reference	Unit MRP [₹]	400/630A Reference	Unit MRP [₹]
Motor Mechanism Modules with SDE Adaptor ⁽¹⁾							
AC 50/60 Hz	48-60 V	LV429440	50580	LV431548	55900	LV432639	66580
	110-130 V	LV429433	41440	LV431540	45580	LV432640	66580
	220-240 V	LV429434 <input checked="" type="checkbox"/>	42620	LV431541 <input checked="" type="checkbox"/>	47100	LV432641 <input checked="" type="checkbox"/>	68460
	380-415 V	LV429435	41440	LV431542	45800	LV432642	66300
	440-480 V	LV429435	41440	LV431542	45800	LV432647	66250
DC	24-30 V	LV429436	56770	LV431543	61560	LV432643	81340
	48-60 V	LV429437	56770	LV431544	61560	LV432644	81340
	110-130 V	LV429438	56770	LV431545	61560	LV432645	81340
	250 V	LV429439	56770	LV431546	61560	LV432646	81340

(1) With every Motor Mechanism, please order 1 no. auxiliary contact additionally. For other voltages of motor mechanism please consult Customer Care.

Description	100/160/250A Reference	Unit MRP [₹]	400/630A Reference	Unit MRP [₹]
Locking of Motor Mechanism				
Keylock adaptor + Ronis keylock (special)	LV429449	5740	-	-
Locking Device	-	-	LV432649	2040
Ronis Keylock	-	-	41940 <input checked="" type="checkbox"/>	7755
Profalux Keylock	-	-	42888	12120
Torque Limiting Screws (Set of 12)	LV429513	4610	LV432513	5020

Monitoring and Control, test tools- ComPact and NSX100 - 630
Monitoring and Control (Remote Operation)

Description	Reference	Unit MRP [₹]
ULP Display Module		
Switchboard front display module FDM121	TRV00121 <input checked="" type="checkbox"/>	22810
Modbus SL Wiring Accessories ^{NEW}		
ComPacT NSX BSCM Modbus SL Cord .33m	LV424221	On Request
ComPacT NSX BSCM Modbus SL Cord 1.3m	LV434222	1720
5 RJ45/RJ45 MALE Cord L = 1m	TRV00810	4810
10 Stacking connectors for COM interface	TRV00217	7770
Modbus SL/ULP ^{NEW}		
Modbus SL Hub	LV434224	4600
ComPacT NSX BSCM Modbus SL/ULP	LV434220	11530
Power Supply Modules		
External power supply module 24 V DC-1 A OVC IV		
200-240 V AC	LV454444 <input checked="" type="checkbox"/>	24890
Pocket battery for Micrologic NSX100-630	LV434206	28730

Maintenance Module for advanced configuration and testing, contact our nearest Sales office.
ULP = Universal Logic Plug

For details on non-standard references, technical parameters, stockable and non-stockable status, please contact Customer Care Centre.

NORMAL STOCK ITEMS

W.E.F. April 01st, 2026



New Gen-Direct Rotary Handle



New Gen-Extended Rotary Handle



Plug in Base



Draw-Out Chassis Kit

Description	100/160/250A Reference	Unit MRP [₹]	400/630A Reference	Unit MRP [₹]
Rotary Handles				
Standard direct black handle	LV429337T <input checked="" type="checkbox"/>	2090	LV432597T <input checked="" type="checkbox"/>	3150
Standard extended rotary handle	LV429338T <input checked="" type="checkbox"/>	2870	LV432598T <input checked="" type="checkbox"/>	5100
Plug in Base (Complete Kit)				
3 Pole	LV429289 <input checked="" type="checkbox"/>	16920	LV432538 <input checked="" type="checkbox"/>	39940
4 Pole	LV429290 <input checked="" type="checkbox"/>	21920	LV432539 <input checked="" type="checkbox"/>	49780
Draw-Out Chassis Kit				
3 Pole				
Plug In base	LV429289 <input checked="" type="checkbox"/>	16920	LV432538 <input checked="" type="checkbox"/>	39940
Chassis Side Plate for base	LV429282 <input checked="" type="checkbox"/>	22360	LV432532 <input checked="" type="checkbox"/>	28300
Chassis Side Plate for breaker	LV429283 <input checked="" type="checkbox"/>	11860	LV432533 <input checked="" type="checkbox"/>	16500
4 Pole				
Plug In base	LV429290 <input checked="" type="checkbox"/>	21920	LV432539 <input checked="" type="checkbox"/>	49780
Chassis Side Plate for base	LV429282 <input checked="" type="checkbox"/>	22360	LV432532 <input checked="" type="checkbox"/>	28300
Chassis Side Plate for breaker	LV429283 <input checked="" type="checkbox"/>	11860	LV432533 <input checked="" type="checkbox"/>	16500
Plug In / Withdrawable version Accessories				
Automatic Auxilliary Connectors				
1 9-wire fixed connector (for base)	LV429273	2350	LV429273	2350
1 9-wire moving connector (for circuit breaker)	LV429274	1650	LV432523 <input checked="" type="checkbox"/>	1780
1 support for 2 moving connectors	LV429275	1260	LV432525 <input checked="" type="checkbox"/>	1260
Manual Auxilliary Connectors				
9-wire manual auxiliary connector (fixed + moving)	LV429272	7940	LV429272	7940


Note: Above auxiliary connectors to be used with Plug-in and Withdrawable MCCB when Auxiliary Contact, Shunt, UnderVoltage or Motor Mechanism is used.

For details on non-standard references, technical parameters, stockable and non-stockable status, please contact Customer Care Centre.

NORMAL STOCK ITEMS

W.E.F. April 01st, 2026

Unique Modular Ground Fault Protection



Earth Fault Protection for EasyPact CVS/ ComPact NSX MCCBs Modular Device for EasyPact CVS/ ComPact NSX Range Moulded Case Circuit Breakers

- Adjustable earth fault sensitivity selection 10 to 60%
- Adjustable time delay Inst/ 0.5 - 3 sec.
- System healthiness check through LED indication
- Individual fault indication for OL/SC, EF when used with ComPact NSX & EasyPact CVS (Optional)
- Test facility to check healthiness of earth fault protection system without tripping MCCB
- Suitable for 3P3W & 3P4W electrical distribution network

MCCB Frame	Relay Module rated current	3 Ph + 3W Reference	Unit MRP [₹]	3 Ph + 4W Reference	Unit MRP [₹]
CVS/NSX100	32, 40, 50, 63, 80, 100	GFP11CT13P <input checked="" type="checkbox"/>	10080	GFP11CT14P <input checked="" type="checkbox"/>	11040
CVS/NSX 160 / 250	125, 160, 200, 250	GFP12CT23P <input checked="" type="checkbox"/>	11450	GFP12CT24P <input checked="" type="checkbox"/>	12940
CVS/NSX 400 / 630	400, 630	GFP13CT33P <input checked="" type="checkbox"/>	17330	GFP13CT34P <input checked="" type="checkbox"/>	18910

Note: Kindly order one no. Shunt trip coil along with one Ground Fault Protection Module for CVS100 to 630.

Earth Leakage Protection

ComPact NSX VigiPacT Add-on Module



VigiPacT

NSX + VigiPacT

- Compliance with Standards - IEC60947-2 annex B, IEC 60755, Type A, immunity to DC components up to 6 mA
- Sensitivity In (A)-0.03, 0.1, 0.3, 0.5, 1, 3
- Time delay (ms)-0, 60, 150, 300, 500, 800, 1.2s, 4s
- VigiPacT add-on may be equipped with an auxiliary contact (SDV) to remotely signal tripping due to an earth fault
- Self powered - "no external supply required"

MCCB Frame	Three Pole Reference ⁽¹⁾	Unit MRP [₹]	Four Pole Reference	Unit MRP [₹]
NSX - 100/160	LV429488 <input checked="" type="checkbox"/>	35650	LV429489	39390
NSX - 250	LV429492	39310	LV429493	40190
NSX - 400/630	LV432464	97330	LV432465	104230

For details on non-standard references, technical parameters, stockable and non-stockable status, please contact Customer Care Centre.

NORMAL STOCK ITEMS

W.E.F. April 01st, 2026



New PacT Series

ComPacT NS

Molded Case Circuit Breakers
and Switch-Disconnectors
from 630b to 1600 A



se.com/in



Environmental Data Program

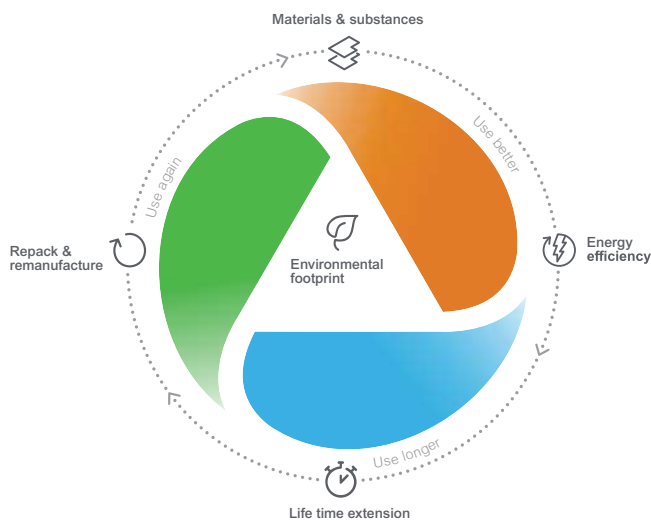


Next-level transparency for better-informed product choices

The Environmental Data Program is a framework for how we measure, categorize, and compare the environmental attributes and footprint of our products.

Using a rigorous, fact-based methodology, the program provides environmental data from across the product lifecycle.

Five data categories across the product lifecycle



Use Better: How sustainable a product is, including environmental footprint, materials and substances, packaging, and energy efficiency.

Use Longer: How a product's life time can be effectively extended in terms of reparability and updatibility.

Use Again: How a product can be reused, from dismantling and remanufacturing to recyclability and manufacturer take back.

With this transparent, verified data, customers and partners are empowered to make conscious environmental choices and accurately evaluate and report on sustainability performance.

All our hardware offers have an associated environmental data available on se.com product pages.



Micrologic Control Units - Salient Features

Circuit breakers and switch-disconnectors from 800 to 1600A

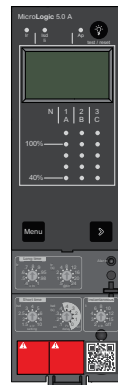
- Category B MCCBs
- Ethernet based monitoring, control, alarm notification for energy, asset and network management
- Built-in energy metering with combined accuracy class of 2% for improved energy efficiency
- Total Discrimination
- With Micrologic Trip Units (Common for ACBs & MCCBs) - Unique Feature
- Available in both fixed & drawout versions, manually & electrically operated



Micrologic

With Micrologic 2.0

- LED overload alarm indicator
- Test Facility
- Adjustable neutral protection
- N, N/2, OFF for 4 Pole MCCBs
- Adjustable overload (I_r) 0.4 to 1 x I_n
- Adjustable short circuit (Instantaneous) 1.5 to 10 x I_r



Micrologic A

Micrologic 6.0.A Manual & Electrical Fixed

- Features over and above Micrologic 2.0
- Earth fault protection 0.3 to 1 x I_n (for I_n < 400A) & 0.2 to 1 x I_n (for 400A < I_n > 1250A), 500A to 20A x I_n (for I_n >= 1250A), time setting I_{2t} ON/OFF 0.1 - 0.4s and time delay
- With ammeter display & bargraph (unique feature of Schneider MCCB)
- Internal fault (A_p), Individual fault indication by LED
- Zone Selective Interlocking
- Optional Communication



Micrologic E

Micrologic 6.0E (Embedded Energy Metering)

- Features over and above Micrologic 6.0 A
- Current measurement: Ammeter, current demand,
- Voltages (ph-ph, ph-N & unbalance), Power (P,Q,S), power factor, power demand, Energy (E_p, E_q, E_s)

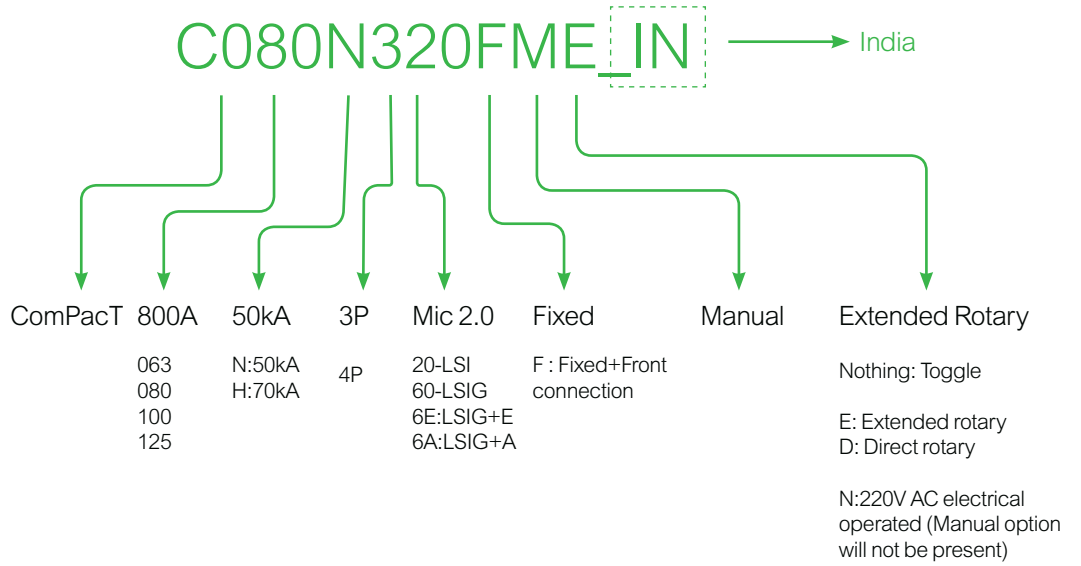


Micrologic P

Micrologic 6.0P

- Micrologic P control units include all the functions offered by Micrologic E
- Measure voltages and calculate power and energy values
- New protection functions based on currents, voltages, frequency
- Power reinforce load protection in real time.

New Gen Compact NS Reference



Breaking Capacity Icu as per IEC 60947-2	Current Rating	Three Pole Reference	Unit MRP [₹]	Four Pole Reference	Unit MRP [₹]
50kA	800A	C080N320FME_IN	On Request	C080N420FME_IN	On Request
	800A	C080N36AFME_IN	On Request	C080N46AFME_IN	On Request
	800A	C080N320FMD_IN*	On Request	C080N46EFME_IN*	On Request
	800A	C080N320FN_IN**	On Request	C080N420FN_IN	On Request
70kA	800A	C080H320FME_IN	On Request	C080H46AFME_IN	On Request
	800A	C080H36AFME_IN	On Request	-	-
50kA	1000A	C100N320FME_IN	On Request	C100N420FME_IN	On Request
	1000A	C100N36AFME_IN	On Request	C100N46AFME_IN	On Request
	1250A	C125N320FME_IN	On Request	C125N420FME_IN	On Request

Note: References for different rating & combination, reach out to Schneider Electric representative

* Direct rotary handle

** 220V AC Electrical operated

EasyPact EZC

Safe, Reliable and Easy



With just three sizes of circuit breakers, Schneider Electric's **EasyPact EZC** system is the simple, universal solution, particularly adapted to Buildings and OEM segments

- Suitability for Isolation ensures safety
- Compliance to RoHS (Restriction of Hazardous Substances) for environment safety

Range Details:

- Global MCCB offer from 15A to 600A
- Operating voltage upto 550VAC
- 1P, 2P, 3P and 4P versions available
- EZC AC version is suitable for DC applications upto 250V DC (15A to 250A breaking capacity up to 30kA)

Note: Connect with Schneider Electric Representative to know more.

For details on non-standard references, technical parameters, stockable and non-stockable status, please contact Customer Care Centre.

NORMAL STOCK ITEMS

W.E.F. April 01st, 2026

Earth Leakage Protection is obtained by:

- Installing a Micrologic 7.0.A control unit (ComPact NS800 - 3200A/ MasterPact NT/NW ACB)
- Using Vigirex Relays and separate Toroids or Rectangular Sensors

Vigirex Relays



Vigirex Relays along with Vigirex Sensors, may be used to add external Earth Leakage Protection to Circuit Breakers

- Sensitivity Adjustments from 30mA to 30A and time delay settings from (0-4.5 seconds)
- Closed Toroid up to 630A (30 to 300mm in diameter), Split Toroid up to 250A (46 to 110mm in diameter) or
- Rectangular sensor up to 3200A
- 400Hz Distribution System

Note: For further details, please contact our nearest Sales Office.

Type	Control Voltage	Din rail mount Reference	Unit MRP [₹]	Front panel mount Reference	Unit MRP [₹]
RH10 with local manual fault reset	220/240VAC	56130	23070	56230	24120
Sensitivity=0.03A	380/415VAC	56140	23070	56240	34110
RH99 with local manual fault reset	220/240VAC	56173	34850	56273	37710
Sensitivity = 0.03- 30A & time delay= 0-4.5s	380/415VAC	56174	38420	56274	39610
RH197P with local manual or automatic fault reset	220/240VAC		-	56507*	40600
Sensitivity = 0.03- 30A & time delay= 0-4.5s	380/415VAC		-	56508*	93020
RH197P with local manual or automatic fault reset	220/240VAC		-	56512**	89490
Sensitivity = 0.03- 30A & time delay= 0-4.5s	380/415VAC		-	56513**	43060

* alarm at 50% of fault threshold

** alarm at 100% of fault threshold

Vigirex Sensors



Type	Ie(A) Rated Operational Current	Inside Diameter (mm)	Reference	Unit MRP [₹]
TA30	65	30	50437	14020
PA50	85	50	50438	19520
IA80	160	80	50439	23220
MA120	250	120	50440	27930
SA200	400	200	50441	43410
GA300	630	300	50442	90040

Note: For vigirex relay with monitoring and communication facility, contact nearest sales office.

For details on non-standard references, technical parameters, stockable and non-stockable status, please contact Customer Care Centre.

NORMAL STOCK ITEMS

W.E.F. April 01st, 2026



For Low Voltage Circuit Control and Isolation - Incomers for Distribution Boards

- Conforms to IEC 60947-3/IS 13947 - 3
- Rated operational voltages 500V/690V
- Range 40A to 2500A
- Rated operational current @ AC 23A
- No deration upto 60° C
- Positive contact indication
- Common accessories with ComPact NSX/single auxillary contact
- Making capacity enhanced with ComPact NSX upstream

Pole Description	Rated Operational Current	Reference	Unit MRP ₹
Interpact Range of Switch Disconnectors			
3-Pole	40 A AC-23A	28900	9190
	63 A AC-23A	28902	11090
	100 A AC-23A	28908	13070
	125 A AC-23A	28910	14610
	160 A AC-23A	28912	15880
	200 A AC-23A	31102	27600
	250 A AC-23A	31106	29150
	320 A AC-23A	31108	47490
	400 A AC-23A	31110	53480
4-Pole	630 A AC-23A	31114	55050
	40 A AC-23A	28901	10260
	63 A AC-23A	28903	12140
	100 A AC-23A	28909	14270
	125 A AC-23A	28911	15900
	160 A AC-23A	28913	17550
	200 A AC-23A	31103	31580
	250 A AC-23A	31107	32370
	320 A AC-23A	31109	55000
400 A AC-23A	31111	56810	
630 A AC-23A	31115	63660	
Interpact Changeover Systems (Complete Assembly)			
3-Pole	100 A AC-23A	31140	79350
	160 A AC-23A	31144	81540
	200 A AC-23A	31142	85820
	250 A AC-23A	31146	94250
	320 A AC-23A	31148	112150
	400 A AC-23A	31150	147730
4-Pole	630 A AC-23A	31154	157890
	100 A AC-23A	31141	80160
	160 A AC-23A	31145	84890
	200 A AC-23A	31143	87090
	250 A AC-23A	31147	102450
	320 A AC-23A	31149	137210
400 A AC-23A	31151	151650	
630 A AC-23A	31155	160660	

Description	Reference	Unit MRP ₹
Accessories		
Optional front extended rotary handle INS 250 - black handle (Switch Disconnector)	LV431050	8170
Optional front extended rotary handle INS 320..630 - black handle (Switch Disconnector)	31052	11520
Optional front extended rotary handle INS 40..160 - black handle (Switch Disconnector)	LV428941	4160
6 phase separators - INS100..160	28959	1830
6 phase separators - INS250	29329	1980
6 phase separators - INS400..630	LV432570	1350

For details on non-standard references, technical parameters, stockable and non-stockable status, please contact Customer Care Centre.

NORMAL STOCK ITEMS

W.E.F. April 01st, 2026



Fuse solutions from the world leader in electrical distribution

- The most complete fuse device offer in single and double break - switch disconnector fuses, fuse switch disconnectors and disconnector fuses
- Double break and Single break offer.
- Short-circuit and overload protection
- Isolation
- On-load switching of circuits

Range Details: NX range Switch Disconnecter Fuse

- 32A to 630A TP, TPN & FP version suitable for DIN/BS fuses.
- 4 break and 8 arcing zones
- IP20 Fuse protection cover is standard.

Range Details: ISFT range Fuse Switch Disconnecter

- 100A to 630A TP, version suitable for DIN fuses.
- Single breaking and direct connection to busbars
- isolation with positive contact indication when the fuse-carrier assembly is in the open position (OFF).

Range Details: ISFL range Vertical Fuse Switch Disconnecter

- 160A to 1250A TP, version suitable for DIN fuses.
- Single breaking and direct connection to busbars
- Two versions i.e Single pole or Three pole operation

- Complete Range from 32 to 630A in TP, TP+N & FP version suitable for DIN/BS fuses.
- 4 breaks and 8 arcing points
- IP20 Fuse Protection Cover is standard
- Higher Mechanical and Electrical life.

Without Enclosure

Rated Operational Current	Poles Description	DIN Type Reference	Unit MRP [₹]
32 A	3P + N	NX032TPNDI <input checked="" type="checkbox"/>	5030
63 A	3P + N	NX063TPNDI <input checked="" type="checkbox"/>	6670
80 A	3P + N	NX080TPNDI	12580
100 A	3P	NX100TPXDI	14030
100 A	3P + N	NX100TPNDI <input checked="" type="checkbox"/>	14430
125 A	3P	NX125TPXDI <input checked="" type="checkbox"/>	16370
125 A	3P + N	NX125TPNDI <input checked="" type="checkbox"/>	17710
160 A	3P + N	NX160TPNDI <input checked="" type="checkbox"/>	19300
200A	3P + N	NX200TPNDI <input checked="" type="checkbox"/>	24790
250 A	3P	NX250TPXDI	29210
250 A	3P + N	NX250TPNDI <input checked="" type="checkbox"/>	29810
250 A	4P	NX250FPXDI	35710
315 A	3P + N	NX315TPNDI <input checked="" type="checkbox"/>	36900
400 A	3P + N	NX400TPNDI <input checked="" type="checkbox"/>	50490
630 A	3P	NX630TPXDI	72470
630 A	3P + N	NX630TPNDI <input checked="" type="checkbox"/>	73450

Accessories/Spares

Description	Reference	Unit MRP [₹]
NX032/NX063/NX080		
Auxiliary contact for FuPact	NXAA11 <input checked="" type="checkbox"/>	1340
Handle operating mechanism (HOM) NX032...NX080	NXR1	970
NX100/NX125/NX160		
Auxiliary contact for FuPact	NXBA11 <input checked="" type="checkbox"/>	1250
Fuse holder DIN for BS type NX100...NX160	NXHB21	480
Handle operating mechanism NX100...NX160	NXR2 <input checked="" type="checkbox"/>	1830
NX200		
Auxiliary contact for FuPact	NXBA11 <input checked="" type="checkbox"/>	1250
Fuse holder for BS type NX200	NXHB22	490
Fuse holder for DIN NX200	NXHD22	560
Handle operating mechanism NX200	NXR2 <input checked="" type="checkbox"/>	1830
NX250/315/400		
Auxiliary contact for FuPact	NXBA11 <input checked="" type="checkbox"/>	1250
Handle operating mechanism for NX250...NX400	NXR3	1890
NX630		
Auxiliary contact for FuPact	NXBA11 <input checked="" type="checkbox"/>	1250

Note: For other versions please contact our nearest Sales Office.

For details on non-standard references, technical parameters, stockable and non-stockable status, please contact Customer Care Centre.

NORMAL STOCK ITEMS

W.E.F. April 01st, 2026



Future of Power Distribution

MasterPact MTZ with MicroLogic Active

LV Circuit Breakers & Switch Disconnectors
from 630A to 6300A



se.com/in

Schneider
Electric

A new digital user experience

With the MasterPacT MTZ active circuit breaker, every stage of the project - from designing and configuring to operating and maintaining - is streamlined using its digital capabilities.

DESIGN



EcoStructure Power Design Software

Single-line diagram design software that calculates and sizes your electrical installation.

EcoStructure Power Build Software

Quick configuration and quotation tool for switchboards.

Design with 3rd Party Software

Completely integrated with third party design software to enhance your work efficiency.

CONFIGURE AND ORDER



Product Selector

Configure MasterPacT MTZ to save time and ensure accuracy

BUILD AND COMMISSION



EcoStructure Power Commission software

Commission and upgrade easily with protection setting and factory-acceptance test.

OPERATE AND MAINTAIN



EcoStructure Power Monitoring Software

Power Monitoring Expert
Power SCADA Operation
Building Operation
Facility Advisor

se.com



Operate with MicroLogic Active control unit

Locally in the facility room

Status "at a glance"



Remote, continuous notifications

Track facility data receive alerts in case of power events and scheduled maintenance.



Operate with your smartphone

Locally in the facility room



EcoStructure Power Device App

Android



iOS



Select a MicroLogic Active Control Unit

Overview of functions

Measurement

Energy management is the challenge of present and future generations. To meet this requirement, MicroLogic Active incorporates all the measuring functions.

Protection

MicroLogic Active offers a large long-time delay setting range and protection accuracy for a wide temperature range (-25 to +70 °C).

Communication

- It is now common practice to make available most of the information processed by a protection control unit, both locally for network operation and maintenance, and remotely for higher functions of control, monitoring, energy efficiency and asset management.
- To comply with this requirement, MicroLogic Active control units **incorporate several channels of communication, including Ethernet, Modbus SL and wireless communication interfaces.**

Maintenance and Diagnostics

Optimal continuity of services as well as extended equipment life are among customers main concerns. For that purpose, MicroLogic Active control units contribute to corrective, preventive and predictive maintenance.



MicroLogic Name Codes

2.0 EP

Protection type

- 2.0 Basic Protection (LI - Long Time and Instantaneous Protection)
- 5.0 Selective Protection (LSI)
- 6.0 Selective Protection (LSI) + Ground Fault Protection

Communication

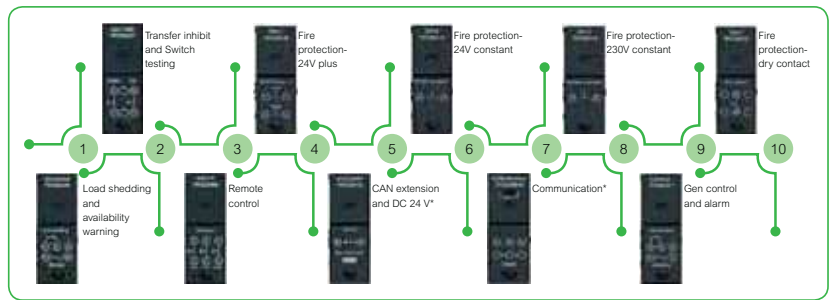
P for "PowerTag function", control unit with wireless communication

Measurement type

- A for "ammeter"
- E for "power and energy meter"

TransferPacT UC (Universal Controller) NEW

ATS Kit



Description	Reference	Unit MRP [₹]
UC NSX,NS,MTZ 230V AC 50/60 Hz; 208V (L-L) motor mechanism on breakers	TUC2BMS051D02E	On Request
UC NSX,NS,MTZ 440V AC 50/60 Hz; 380V (L-L) motor mechanism on breakers	TUC2BMS052D02E	On Request
UC NSX,NS,MTZ 220V AC 50/60 Hz; 220V (L-N) motor mechanism on breakers	TUC2BMS053D02E	On Request
Voltage sampling cable for NSX 250	TPCOTH87	On Request
Voltage sampling cable for NSX 630,NS1600,MTZ1,2,3	TPCOTH88	On Request

For details on non-standard references, technical parameters, stockable and non-stockable status, please contact Customer Care Centre.

NORMAL STOCK ITEMS

W.E.F. April 01st, 2026

EasyPact NW.

Digitally intelligent. Efficiently robust.

By 2050, the United Nations predicts urbanization rates to **reach 68%**, up from **55% in 2018**. This rapid urban growth is putting huge pressure on infrastructure, resulting in more complex power systems. Managing them is a global challenge **with 68%** of facility managers struggling with network reliability.¹

Built on a legacy of innovation.

Our new, reliable, simple air circuit breaker, **EasyPact NW** delivers up to 66 kA breaking capacity. Featuring a color-coded health status bar and native connectivity, it provides instant system diagnostics and detailed event logs, making power distribution simpler and more reliable.

Redefine power distribution



Breaker health at a glance



Asset status at your fingertips



Enhanced performance

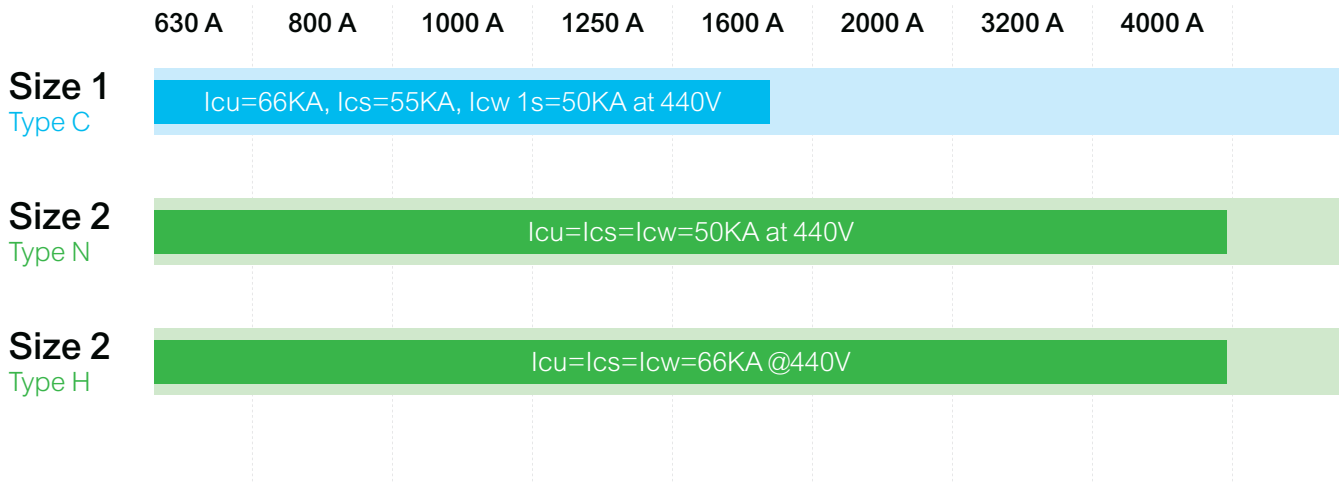


A compact design



¹Reported by the International Facility Management Association (IFMA).

Our **EasyPact** NW range ensures reliable protection with ratings from 630 to 4000 A.



TSS trip system LI, LSI & LSIG



- Complete function of TS trip system
- Visible Interactive health indication
- NFC wireless to EPD App (Current measurement).
- Battery in front of breaker, Easy replace.
- Last trip context, last 5 alarm by EPD
- 30 trip record, 70 event record by EPC

TSE trip system LI, LSI & LSIG

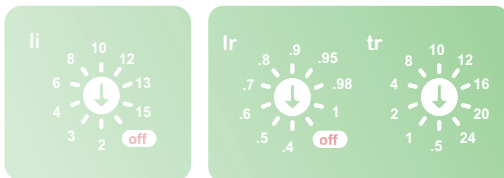


- Completed function of TSA trip system
- Voltage, power factor, power & energy measurement
- Calculates the current demand value
- 10 trip record with time stamp
- Communication module as option
- Programmable contacts as option


TSA trip system LI, LSI & LSIG



- Basic Protection setting
- Trip cause LED indication
- LCD screen
- Current measurement
- Phase Bar graph
- QR Code





- BIS Certified 
- Conforms to IS/ IEC 60947-2 & 3
- Microprocessor based TSS trip systems with switchable thermal memory
- No derating up to 50°C
- Zone Selective Interlocking
- Fully rated neutral with inbuilt protection
- NFC wireless to EPD App
- Visible Interactive health indication.
- Pre trip alarm & individual fault indicating LEDs
- $I_{cu}=I_{cs}=I_{cw}(1\text{sec})=50\text{kA}@440\text{V AC}$

Draw-out Type circuit breaker with Microprocessor based TS6S Trip Unit (without display)

Rating In (A)	3P Draw-out Manual Reference	Unit MRP [₹]	3P Draw-out Electrical Reference	Unit MRP [₹]	4P Draw-out Manual Reference	Unit MRP [₹]	4P Draw-out Electrical Reference	Unit MRP [₹]
800	ENW208N3MW6S	357810	ENW208N3NW6S	463410	ENW208N4MW6S	449110	ENW208N4NW6S	554700
1000	ENW210N3MW6S	375890	ENW210N3NW6S	481490	ENW210N4MW6S	470530	ENW210N4NW6S	576110
1250	ENW212N3MW6S	418530	ENW212N3NW6S	524130	ENW212N4MW6S	521160	ENW212N4NW6S	626750
1600	ENW216N3MW6S	475680	ENW216N3NW6S	581270	ENW216N4MW6S	580430	ENW216N4NW6S	686030
2000	ENW220N3MW6S	663500	ENW220N3NW6S	769100	ENW220N4MW6S	814850	ENW220N4NW6S	920440
2500	ENW225N3MW6S	820260	ENW225N3NW6S	925850	ENW225N4MW6S	996790	ENW225N4NW6S	1102380
3200	ENW232N3MW6S	991730	ENW232N3NW6S	1097320	ENW232N4MW6S	1216020	ENW232N4NW6S	1321610
4000	ENW240N3MW6S	1212950	ENW240N3NW6S	1318540	ENW240N4MW6S	1558180	ENW240N4NW6S	1663780

EasyPact NW Draw out ACB

ACB variants	LP Changes w.r.t TS6S		How to arrive at new reference number
Switch Disconnector (Without Trip Unit)	Reduce	₹23120	Example : ACB reference with TS6S trip unit - ENW208N3MW6S. For switch disconnector reference replace 6S by 0D i.e ENW208N3MW0D
ACB With TS6A Trip Unit (LCD Display with Current Metering)	Add	₹11800	Example : ACB reference with TS6S trip unit- ENW208N3MW6S. For ACB reference with TS6A trip unit replace 6S by 6A i.e ENW208N3MW6A
ACB With TS6E Trip Unit (LCD Display with current metering Voltage Metering and Last 10 Trip History)	Add	₹27220	Example : ACB reference with TS6S trip unit - ENW208N3MW6S. For ACB reference with TS6E trip unit replace 6S by 6E i.e ENW208N3MW6E

Note:

The product label on all electrical operated breakers may have different reference number than above printed however both references will have same functionalities. For example


- ENW208N3NW6S can be represented as ENW208N3EW6S
- ENW208N3NF6S can be represented as ENW208N3EF6S

All draw-out type circuit breakers will be supplied with:

- Top and Bottom horizontal terminations.
 - 1 no Electrical fault indication Contact (SDE).
 - No Auxiliary contact block (OF) with 4 C/O contacts.
 - Safety shutters on Chassis & door sealing frame-Escutcheon (COP).
- All electrically operated breakers are supplied with motor mechanism (MCH), closing coil (XF) & shunt release (MX).
 - External Neutral CT required for highly un-balanced TP-N system must be ordered at extra price.
 - Any other accessories are optional at extra price.

For details on non-standard references, technical parameters, stockable and non-stockable status, please contact Customer Care Centre.



- BIS Certified 
- Conforms to IS/ IEC 60947-2 & 3
- Microprocessor based TSS trip systems with switchable thermal memory
- No derating up to 50°C
- Zone Selective Interlocking
- Fully rated neutral with inbuilt protection
- NFC wireless to EPD App
- Visible Interactive health indication.
- Pre trip alarm & individual fault indicating LEDs
- Icu=Ics=Icw(1sec) =50kA @ 440V AC

Draw-out Type circuit breaker with Microprocessor based TS2S Trip Unit (without display)

Rating In (A)	3P Draw-out Manual Reference	Unit MRP [₹]	3P Draw-out Electrical Reference	Unit MRP [₹]	4P Draw-out Manual Reference	Unit MRP [₹]	4P Draw-out Electrical Reference	Unit MRP [₹]
800	ENW208N3MW2S	348990	ENW208N3NW2S	454580	ENW208N4MW2S	440290	ENW208N4NW2S	545880
1000	ENW210N3MW2S	367070	ENW210N3NW2S	472660	ENW210N4MW2S	461700	ENW210N4NW2S	567290
1250	ENW212N3MW2S	409710	ENW212N3NW2S	515300	ENW212N4MW2S	512330	ENW212N4NW2S	617930
1600	ENW216N3MW2S	466860	ENW216N3NW2S	572450	ENW216N4MW2S	571600	ENW216N4NW2S	677200
2000	ENW220N3MW2S	654680	ENW220N3NW2S	760270	ENW220N4MW2S	806030	ENW220N4NW2S	911610
2500	ENW225N3MW2S	811430	ENW225N3NW2S	917030	ENW225N4MW2S	987970	ENW225N4NW2S	1093550
3200	ENW232N3MW2S	982910	ENW232N3NW2S	1088490	ENW232N4MW2S	1207180	ENW232N4NW2S	1312780
4000	ENW240N3MW2S	1204120	ENW240N3NW2S	1309720	ENW240N4MW2S	1549360	ENW240N4NW2S	1654950

EasyPact NW Draw out ACB

ACB variants	LP Changes w.r.t TS2S		How to arrive at new reference number
ACB With TS2A Trip Unit (LCD Display with Current Metering)	Add	₹5460	Example : ACB reference with TS2S trip unit - ENW208N3MW2S. For ACB reference With TS2A replace 2S by 2A i.e ENW208N3MW2A
ACB With TS2E Trip Unit (LCD Display with current metering Voltage Metering and Last 10 Trip History)	Add	₹17020	Example : ACB reference with TS2S trip unit- ENW208N3MW6S. For ACB reference with TS2E trip unit replace 2S by 2E i.e ENW208N3MW2E

Note:

The product label on all electrical operated breakers may have different reference number than above printed however both references will have same functionalities. For example

- ENW208N3NW6S can be represented as ENW208N3EW6S
- ENW208N3NF6S can be represented as ENW208N3EF6S

All draw-out type circuit breakers will be supplied with:


- Top and Bottom horizontal terminations.
 - 1 no Electrical fault indication Contact (SDE).
 - No Auxiliary contact block (OF) with 4 C/O contacts.
 - Safety shutters on Chassis & door sealing frame-Escutcheon (COP).
- All electrically operated breakers are supplied with motor mechanism (MCH), closing coil (XF) & shunt release (MX).
 - External Neutral CT required for highly un-balanced TP-N system must be ordered at extra price.
 - Any other accessories are optional at extra price.

For details on non-standard references, technical parameters, stockable and non-stockable status, please contact Customer Care Centre.

NORMAL STOCK ITEMS

W.E.F. April 01st, 2026



- BIS Certified 
- Conforms to IS/ IEC 60947-2 & 3
- Microprocessor based TSS trip systems with switchable thermal memory
- No derating up to 50°C
- Zone Selective Interlocking
- Fully rated neutral with inbuilt protection
- NFC wireless to EPD App
- Visible Interactive health indication.
- Pre trip alarm & individual fault indicating LEDs
- Icu=Ics=Icw(1sec) =50kA @ 440V AC

Fixed Type circuit breaker with Microprocessor based TS6S Trip Unit (without display)

Rating in (A)	3P Fix Manual Reference	Unit MRP [₹]	3P Fix Electrical Reference	Unit MRP [₹]	4P Fix Manual Reference	Unit MRP [₹]	4P Fix Electrical Reference	Unit MRP [₹]
800	ENW208N3MF6S	266810	ENW208N3NF6S	372410	ENW208N4MF6S	339240	ENW208N4NF6S	444830
1000	ENW210N3MF6S	292070	ENW210N3NF6S	397660	ENW210N4MF6S	368420	ENW210N4NF6S	474020
1250	ENW212N3MF6S	335700	ENW212N3NF6S	441290	ENW212N4MF6S	419410	ENW212N4NF6S	525010
1600	ENW216N3MF6S	372630	ENW216N3NF6S	478210	ENW216N4MF6S	481680	ENW216N4NF6S	587270
2000	ENW220N3MF6S	499590	ENW220N3NF6S	605180	ENW220N4MF6S	652880	ENW220N4NF6S	758480
2500	ENW225N3MF6S	609050	ENW225N3NF6S	714640	ENW225N4MF6S	769470	ENW225N4NF6S	875060
3200	ENW232N3MF6S	871820	ENW232N3NF6S	977410	ENW232N4MF6S	1075680	ENW232N4NF6S	1181270
4000	ENW240N3MF6S	1073610	ENW240N3NF6S	1179210	ENW240N4MF6S	1345980	ENW240N4NF6S	1451570

EasyPact NW Fix ACB

ACB variants	LP Changes w.r.t TS6S		How to arrive at new reference number
Switch Disconnector (Without Trip Unit)	Reduce	₹23120	Example : ACB reference with TS6S trip unit - ENW208N3MF6S. For switch disconnector reference replace 6S by 0D i.e ENW208N3MF0D
ACB With TS6A Trip Unit (LCD Display with Current Metering)	Add	₹11800	Example : ACB reference with TS6S trip unit- ENW208N3MF6S. For ACB reference with TS6A trip unit replace 6S by 6A i.e ENW208N3MF6A
ACB With TS6E Trip Unit (LCD Display with current metering Voltage Metering and Last 10 Trip History)	Add	₹27220	Example : ACB reference with TS6S trip unit - ENW208N3MF6S. For ACB reference with TS6E trip unit replace 6S by 6E i.e ENW208N3MF6E

Note:

The product label on all electrical operated breakers may have different reference number than above printed however both references will have same functionalities. For example


- ENW208N3NW6S can be represented as ENW208N3EW6S
- ENW208N3NF6S can be represented as ENW208N3EF6S

All draw-out type circuit breakers will be supplied with:

- Top and Bottom horizontal terminations.
 - 1 no Electrical fault indication Contact (SDE).
 - No Auxiliary contact block (OF) with 4 C/O contacts.
 - Safety shutters on Chassis & door sealing frame-Escutcheon (COP).
- All electrically operated breakers are supplied with motor mechanism (MCH), closing coil (XF) & shunt release (MX).
 - External Neutral CT required for highly un-balanced TP-N system must be ordered at extra price.
 - Any other accessories are optional at extra price.

For details on non-standard references, technical parameters, stockable and non-stockable status, please contact Customer Care Centre.



- BIS Certified 
- Conforms to IS/ IEC 60947-2 & 3
- Microprocessor based TSS trip systems with switchable thermal memory
- No derating up to 50°C
- Zone Selective Interlocking
- Fully rated neutral with inbuilt protection
- NFC wireless to EPD App
- Visible Interactive health indication.
- Pre trip alarm & individual fault indicating LEDs
- Icu=Ics=Icw(1sec) =50kA @ 440V AC

Fixed Type circuit breaker with Microprocessor based TS2S Trip Unit (without display)

Rating in (A)	3P Fix Manual Reference	Unit MRP [₹]	3P Fix Electrical Reference	Unit MRP [₹]	4P Fix Manual Reference	Unit MRP [₹]	4P Fix Electrical Reference	Unit MRP [₹]
800	ENW208N3MF2S	257980	ENW208N3NF2S	363570	ENW208N4MF2S	330420	ENW208N4NF2S	436010
1000	ENW210N3MF2S	283240	ENW210N3NF2S	388840	ENW210N4MF2S	359600	ENW210N4NF2S	465190
1250	ENW212N3MF2S	326880	ENW212N3NF2S	432470	ENW212N4MF2S	410590	ENW212N4NF2S	516190
1600	ENW216N3MF2S	363800	ENW216N3NF2S	469390	ENW216N4MF2S	472850	ENW216N4NF2S	578450
2000	ENW220N3MF2S	490770	ENW220N3NF2S	596350	ENW220N4MF2S	644060	ENW220N4NF2S	749650
2500	ENW225N3MF2S	600220	ENW225N3NF2S	705820	ENW225N4MF2S	760640	ENW225N4NF2S	866240
3200	ENW232N3MF2S	862990	ENW232N3NF2S	968580	ENW232N4MF2S	1066860	ENW232N4NF2S	1172450
4000	ENW240N3MF2S	1064790	ENW240N3NF2S	1170390	ENW240N4MF2S	1337160	ENW240N4NF2S	1442750

EasyPact NW Fix ACB

ACB Variant	LP Changes w.r.t TS2S		How to arrive at New Reference Number
ACB With TS2A Trip Unit (LCD Display with Current Metering)	Add	₹5460	Example : ACB reference with TS2S trip unit - ENW208N3MF2S. For ACB reference with TS2A trip unit replace 2S by 2A i.e ENW208N3MF 2A
ACB With TS2E Trip Unit (LCD Display with current metering Voltage Metering and Last 10 Trip History)	Add	₹17020	Example : ACB reference with TS2S trip unit - ENW208N3MF2S. For ACB reference with TS2E trip unit replace 2S by 2E i.e ENW208N3MF 2E

Note:

The product label on all electrical operated breakers may have different reference number than above printed however both references will have same functionalities. For example

- ENW208N3NW6S can be represented as ENW208N3EW6S
- ENW208N3NF6S can be represented as ENW208N3EF6S

All draw-out type circuit breakers will be supplied with:


- Top and Bottom horizontal terminations.
 - 1 no Electrical fault indication Contact (SDE).
 - No Auxilliary contact block (OF) with 4 C/O contacts.
 - Safety shutters on Chassis & door sealing frame-Escutcheon (COP).
- All electrically operated breakers are supplied with motor mechanism (MCH), closing coil (XF) & shunt release (MX).
 - External Neutral CT required for highly un-balanced TP-N system must be ordered at extra price.
 - Any other accessories are optional at extra price.

For details on non-standard references, technical parameters, stockable and non-stockable status, please contact Customer Care Centre.

Component	Specification	Reference	Unit MRP ₹	
Gear Motor (MCH)				
AC 50/60 Hz	100/130 V	47893	81140	
	200/240 V	47894 <input checked="" type="checkbox"/>	81140	
	380/415 V	47896	81136	
DC	24/30 V	47888	81140	
	48/60 V	47889	81140	
	100/125 V	47890	81140	
	200/250 V	47891	81140	
Closing Release (XF)				
AC 50/60 Hz DC	24/30 V DC	33659	12232	
	48/60 V DC	33660	12232	
	100/130 V AC/DC	MVS15511 <input checked="" type="checkbox"/>	12232	
	200/250 V AC/DC	MVS15512 <input checked="" type="checkbox"/>	12232	
	380/480 V AC	MVS15513	12232	
Opening Release (MX)				
AC 50/60 Hz DC	24/30 V DC, 24 V AC	33659	12232	
	48/60 V DC, 48 V AC	33660	12232	
	100/130 V AC/DC	33661 <input checked="" type="checkbox"/>	12232	
	200/250 V AC/DC	33662 <input checked="" type="checkbox"/>	12232	
	380/480 V AC	33664 <input checked="" type="checkbox"/>	12232	
Terminal Block				
For drawout circuit breaker		47849	440	
Under Voltage Release (MN)				
AC 50/60 Hz DC	24/30 V DC, 24 V AC	33668	12232	
	48/60 V DC, 48 V AC	33669	12232	
	100/130 V AC/DC	33670 <input checked="" type="checkbox"/>	12232	
	200/250 V AC/DC	33671 <input checked="" type="checkbox"/>	12232	
	380/480 V AC	33673 <input checked="" type="checkbox"/>	12232	
MN Delay Unit				
AC 50/60 Hz DC	48/60 V AC/DC	Rr (adjustable)	33680	16511
	100/130 V AC/DC	Rr (adjustable)	33681	16511
	200/250 V AC/DC	Rr (adjustable)	33682	16511
	380/480 V AC/DC	Rr (adjustable)	33683	16511
	100/130 V AC/DC	R (non-adjustable)	33684	15378
	200/250 V AC/DC	R (non-adjustable)	33685 <input checked="" type="checkbox"/>	15378
ON/OFF Indication Contacts (Additional OF contact)				
1 additional block of 4 contacts		47887	11044	
Door Interlock (VPECD)/1 part				
On right hand side of chassis		47914 <input checked="" type="checkbox"/>	5445	
Operation Counter				
Operation Counter CDM		48535	15477	

* The accessory range is standardized across EasyPact NW and EasyPact MVS models.



- BIS Certified 
- Conforms to IS/ IEC 60947-2 & 3
- Microprocessor based TSS trip systems with switchable thermal memory
- No derating up to 50°C
- Zone Selective Interlocking
- Fully rated neutral with inbuilt protection
- NFC wireless to EPD App
- Visible Interactive health indication.
- Pre trip alarm & individual fault indicating LEDs
- Icw(1sec) =50kA @ 440V AC

Draw-out Type circuit breaker with Microprocessor based TS6S Trip Unit (without display)

Rating in (A)	3P Draw-out Manual Reference	Unit MRP [₹]	3P Draw-out Electrical Reference	Unit MRP [₹]	4P Draw-out Manual Reference	Unit MRP [₹]	4P Draw-out Electrical Reference	Unit MRP [₹]
630	ENW106C3MW6S	On Request	ENW106C3NW6S	On Request	ENW106C3MW6S	On Request	ENW106C3NW6S	On Request
800	ENW108C3MW6S	On Request	ENW108C3NW6S	On Request	ENW108C4MW6S	On Request	ENW108C4NW6S	On Request
1000	ENW110C3MW6S	On Request	ENW110C3NW6S	On Request	ENW110C4MW6S	On Request	ENW110C4NW6S	On Request
1250	ENW112C3MW6S	On Request	ENW112C3NW6S	On Request	ENW112C4MW6S	On Request	ENW112C4NW6S	On Request
1600	ENW116C3MW6S	On Request	ENW116C3NW6S	On Request	ENW116C4MW6S	On Request	ENW116C4NW6S	On Request

Draw-out Type circuit breaker with Microprocessor based TS2S Trip Unit (without display)


Rating in (A)	3P Draw-out Manual Reference	Unit MRP [₹]	3P Draw-out Electrical Reference	Unit MRP [₹]	4P Draw-out Manual Reference	Unit MRP [₹]	4P Draw-out Electrical Reference	Unit MRP [₹]
630	ENW106C3MW2S	On Request	ENW106C3NW2S	On Request	ENW106C3MW2S	On Request	ENW106C3NW2S	On Request
800	ENW108C3MW2S	On Request	ENW108C3NW2S	On Request	ENW108C4MW2S	On Request	ENW108C4NW2S	On Request
1000	ENW110C3MW2S	On Request	ENW110C3NW2S	On Request	ENW110C4MW2S	On Request	ENW110C4NW2S	On Request
1250	ENW112C3MW2S	On Request	ENW112C3NW2S	On Request	ENW112C4MW2S	On Request	ENW112C4NW2S	On Request
1600	ENW116C3MW2S	On Request	ENW116C3NW2S	On Request	ENW116C4MW2S	On Request	ENW116C4NW2S	On Request

For details on non-standard references, technical parameters, stockable and non-stockable status, please contact Customer Care Centre.

NORMAL STOCK ITEMS

W.E.F. April 01st, 2026



- BIS Certified 
- Conforms to IS/ IEC 60947-2 & 3
- Microprocessor based TSS trip systems with switchable thermal memory
- No derating up to 50°C
- Zone Selective Interlocking
- Fully rated neutral with inbuilt protection
- NFC wireless to EPD App
- Visible Interactive health indication.
- Pre trip alarm & individual fault indicating LEDs
- Icw(1sec) =50kA @ 440V AC

Fixed Type circuit breaker with Microprocessor based TS6S Trip Unit (without display)

Rating in (A)	3P Fix Manual Reference	Unit MRP [₹]	3P Fix Electrical Reference	Unit MRP [₹]	4P Fix Manual Reference	Unit MRP [₹]	4P Fix Electrical Reference	Unit MRP [₹]
630	ENW106C3MF6S	On Request	ENW106C3NF6S	On Request	ENW106C4MF6S	On Request	ENW106C4NF6S	On Request
800	ENW108C3MF6S	On Request	ENW108C3NF6S	On Request	ENW108C4MF6S	On Request	ENW108C4NF6S	On Request
1000	ENW110C3MF6S	On Request	ENW110C3NF6S	On Request	ENW110C4MF6S	On Request	ENW110C4NF6S	On Request
1250	ENW112C3MF6S	On Request	ENW112C3NF6S	On Request	ENW112C4MF6S	On Request	ENW112C4NF6S	On Request
1600	ENW116C3MF6S	On Request	ENW116C3NF6S	On Request	ENW116C4MF6S	On Request	ENW116C4NF6S	On Request

Fixed Type circuit breaker with Microprocessor based TS2S Trip Unit (without display)

Rating in (A)	3P Fix Manual Reference	Unit MRP [₹]	3P Fix Electrical Reference	Unit MRP [₹]	4P Fix Manual Reference	Unit MRP [₹]	4P Fix Electrical Reference	Unit MRP [₹]
630	ENW106C3MF2S	On Request	ENW106C3NF2S	On Request	ENW106C4MF2S	On Request	ENW106C4NF2S	On Request
800	ENW108C3MF2S	On Request	ENW108C3NF2S	On Request	ENW108C4MF2S	On Request	ENW108C4NF2S	On Request
1000	ENW110C3MF2S	On Request	ENW110C3NF2S	On Request	ENW110C4MF2S	On Request	ENW110C4NF2S	On Request
1250	ENW112C3MF2S	On Request	ENW112C3NF2S	On Request	ENW112C4MF2S	On Request	ENW112C4NF2S	On Request
1600	ENW116C3MF2S	On Request	ENW116C3NF2S	On Request	ENW116C4MF2S	On Request	ENW116C4NF2S	On Request

For details on non-standard references, technical parameters, stockable and non-stockable status, please contact Customer Care Centre.

NORMAL STOCK ITEMS

W.E.F. April 01st, 2026



EasyPacT MVS DA1

1500V DC Switch-Disconnectors

Switch-Disconnectors

- Ratings
 - EasyPact MVS 1600-4000A DA1
 - Switch-Disconnectors type : DA1
- 3 or 4 poles
- Fixed version
- Only one frame size



se.com/in

Schneider
Electric



Easy Series

EasyPacT™ MVS T3

at 1140V AC

LV air circuit breakers
from 800 to 4000A
fixed and drawout version



se.com/in

Schneider
Electric



ASCO - Automatic Transfer Switches

Power available always when you need it

ASCO Power Technologies is your one stop solution for Transfer Switch solutions to improve power availability by transferring electrical loads to alternate sources of power. Whether you require uninterrupted power supply for critical operations or simply keep the lights on, we have you covered.

se.com/in

Schneider
Electric

ASCO 7000 SERIES IEC Medium Voltage Power Transfer Switch

ASCO Transfer Switches improve power availability by enabling automatic transfer between sources. The ASCO 7000 SERIES Medium Voltage Automatic Transfer Switch offers various configurations and switching modes (delayed and closed transition) to meet unique application needs and conforms to the IEC 62271-200 standard. Its standard configuration includes PIX RoF Cubicle sections, Normal Source Circuit Breaker section, Emergency Source Circuit Breaker section, and Load feeder section, all operated by ASCO's intelligent Group 5 controller for reliable transfer between sources.




Ordering Information of ASCO 7000 SERIES Medium Voltage Automatic Transfer Switch

E		+	7		+	A		+	C		+	T		+	P		+	0		+	3		+	1250		+	9		+	5		+	X		+	L	
Interrupting Rating	Product SERIES	Operation Type	Transition Type		Construction	Device Type		Neutral Code	Poles	Amperes	Voltage		Controller		Accessories		Enclosures																				
A	25kAIC	7	7000 SERIES	A	Automatic	C	Closed	T	Transfer Switch	P	PIX RoF IEC Dual CB Transfer Switch	0	None	3	0630 0800 1250 2000 2500	3 6 7 9 0	3300V 6600V 7200V 11000V 13800V Other	5	Group 5	0	None	L	IP4X														
E	31.5kAIC			D	Delayed																X	Per Acc#															

Contact your local representative for availability of other Voltages

Medium Voltage Transfer Switch Specifications		Additional Features
Voltage Class	12kV or 17.5kV	<ul style="list-style-type: none"> ASCO 7000 Series Group 5 Controller Transition Type: Delayed or Closed Automatic with Manual Operation mode to facilitate testing. Contacts for source acceptability. (18B & 18G) LED Indication of source status Output contact for disconnecting load before and/ or after transfer (31Z) Thermostat controlled heater in each breaker and cable section for condensation control Air Insulated PIX RoF Switchgear Cubicles with EasyPact EXE breakers Integrated earthing solution for cables and busbars through interlocked earthing switch Segregated controls Convenience light and outlet in low voltage compartments.
Nominal System Voltage	3.3kV, 6.6kV, 7.2kV, 11kV, 13.8kV	
Ampacity Rating	630A, 800A, 1250A, 2000A, 2500A	
Number of Sections	3	
IEC 62271-200	Yes	
Internal Arc Classification (IAC)	Default: AFLR Up to 31.5kA for 0.1 second; Optional: AFLR Up to 31.5kA for 1 second (Accessory 138AC)	
Cable Entry	Bottom Default; Top Optional (Accessory 138*)	
Draw Out Circuit Breakers	Yes	
Automatic Shutters	Yes	
Coating - Powder Coated Polyester	Color RAL 9003	
Enclosure Rating	IP4X (Indoor)	
Protective Relays	Optional (Accessories 118PE and 118PN)	
Ethernet/Serial Communications	Optional (Accessory 72EE2)	
Power Metering	Optional (Accessory 135L)	
Top Cable Entry	Optional (Accessories 138CL, 138CN, 138CE)	
Surge Protection	Optional (Accessories 73MV1 and 73MV2)	
Operating Conditions	Ambient Temp -5C to +40C; Relative Humidity over a 24 hour period <95%, over a 1 month period <90%; Installation altitude above sea level < 1000m*	

*Note: Contact Sales representative for derating options outside of published operating conditions.



ASCO Power Technologies™

The **7000 SERIES** Automatic Transfer Bypass-Isolation Switch is designed for critical applications where uninterrupted power is essential.

- Allows bypass-isolation without load interruption
- Primary transfer switch can be inspected, tested, and maintained without interrupting power to the load
- Transfer switch and bypass transfer switch have identical electrical ratings
- Range: 150 to 4000A
- Draw-out design allows for easy transfer switch maintenance
- Open Transition (OTTS), Closed Transition (CTTS) and Delayed Transition (DTTS) Designs

Series 7000/300, Automatic Transfer Switch (ASCO)

7000/300 Series Power Transfer Switches are available in open and enclosed variants, ranging from 30 to 4000 amps (LV) & 1200 to 3000A (MV) with wide range of accessories. All switching configurations (OTTS, DTTs, CTTS) are available with optional integrated bypass-isolation switch.



Open/Closed/Delayed Transition with Bypass



Open/Closed/Delayed Transition Switch



UL /ANSI – 2 Section Medium Voltage ATS



IEC Design – 3 Section Medium Voltage ATS

Series 7000/300, Automatic Transfer Switch (ASCO)

Frame	Rating(A)	Controller Type	Reference (4P, Overlapping Neutral)	Unit MRP [₹]	Controller Type	Reference (4P, Overlapping Neutral)	Unit MRP [₹]
D	30	Series 7000 Group 5 Controller	D07ATSC30030K500	On Request	Series 300 Group G Controller	D03ATSC30030KG00	On Request
	70		D07ATSC30070K500	On Request		D03ATSC30070KG00	On Request
	104		D07ATSC30100K500	On Request		D03ATSC30104KG00	On Request
	150		D07ATSC30150K500	On Request		D03ATSC30150KG00	On Request
	200		D07ATSC30200K500	On Request		D03ATSC30200KG00	On Request
J	230		D07ATSC30230K500	On Request		D03ATSC30230KG00	On Request
	260		J07ATSC30260K500	On Request		J03ATSC30260KG00	On Request
	400		J07ATSC30400K500	On Request		J03ATSC30400KG00	On Request
H	600		J07ATSC30600K500	On Request		J03ATSC30600KG00	On Request
	800		H07ATSC30800K500	On Request		H03ATSC30800KG00	On Request
	1000		H07ATSC31000K500	On Request		H03ATSC31000KG00	On Request
G	1200		H07ATSC31200K500	On Request		H03ATSC31200KG00	On Request
	1600		G07ATSC31600K500	On Request		G03ATSC31600KG00	On Request
	2000		G07ATSC32000K500	On Request		G03ATSC32000KG00	On Request
	2600		G07ATSC32600K500	On Request		G03ATSC32600KG00	On Request
	3000		G07ATSC33000K500	On Request		G03ATSC33000KG00	On Request
	3200		G07ATSC33200K500	On Request		G03ATSC33200KG00	On Request
	4000		G7ATSC34000K5X40RM	On Request		-	-

- Conforming to UL 1008
- Fast & Consistent Transfer (Less than 100ms)
- Single Solenoid True Double throw Design
- High Withstanding & Closing-On Fault Currents (WCR)
- Neutral Overlap to eliminate Voltage Transients
- In-Phase Monitor to avoid Motor Inrush current
- Engine Start/Stop, AMF Logic & Time Delay Setting
- Programmable Daily/Weekly Engine Exerciser
- 4 Line LCD + LED Display
- 99 Events Log & Diagnostics with Date/Time
- Statistical ATS System Monitoring Information
- Communication Compatible (Modbus/Ethernet)

- 2P, 3P & 4P with solid neutral/Switched Neutral are available
- ATS with stand alone Type Tested NEMA Enclosure available
- For Series 7000 Close Transition, Bypass Option & Medium Voltage ATS offer please contact Customer Care Centre

For details on non-standard references, technical parameters, stockable and non-stockable status, please contact Customer Care Centre.

NORMAL STOCK ITEMS

W.E.F. April 01st, 2026

WOTPC, Automatic transfer switch

- Conforming to IEC 60947-6-1
- Solenoid operated, Built-in Microprocessor Controller
- 1000-4000 Amps in same compact frame
- Utilization Category: AC 33A
- Mechanical Endurance: 20,000 ops
- Rated Short circuit withstand of 65 kA, 3sec & 90 kA, 1sec
- Built in RS 485 port for communication



Rating (amps)	Poles	Reference	Unit MRP [₹]	Poles	Reference	Unit MRP [₹]
1000	3P	OT10003D5VI	On Request	4P	OT10004D5VI	On Request
1250	3P	OT12503D5VI	On Request	4P	OT12504D5VI	On Request
1600	3P	OT16003D5VI	On Request	4P	OT16004D5VI ✓	On Request
2000	3P	OT20003D5VI	On Request	4P	OT20004D5VI ✓	On Request
2500	3P	OT25003D5VI	On Request	4P	OT25004D5VI ✓	On Request
3200	3P	OT32003D5I	On Request	4P	OT32004D5I ✓	On Request
4000	3P	OT40003D5I	On Request	4P	OT40004D5I ✓	On Request

*above references are with vertical termination, for horizontal terminal please contact customer care

WOTPC Accessories



The transfer switch connects to the controller through extension harness. The controller automatically transfers between the utility and backup source.

Description	Reference	Unit MRP [₹]
Phase Partition (Each)	W00T0001I	On Request
Extension Harness (4m)	W00T0002I	On Request
Copper bar for Vertical Wiring	W00T0003I	On Request

For details on non-standard references, technical parameters, stockable and non-stockable status, please contact Customer Care Centre.

✓ NORMAL STOCK ITEMS

W.E.F. April 01st, 2026

Advanced transfer switch to maximize



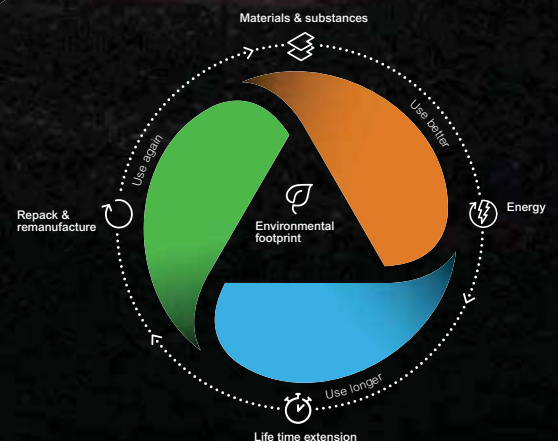
UPTIME



TransferPact™ Active Automatic

“TransferPacT Active Automatic is now ready to deliver maximum uptime and safety with a complete range from 32A to 1600A

- Conforming to IEC 60947-6-1
- Optimize panel space by up to 30%, saving cost and improving efficiency
- Ultra fast transfer speed for better power availability
- Solenoid operated, Built - in Microprocessor Controller
- Robust design
- Utilization Category: AC 33A/B
- Poles: 3,4
- Scalable with plug and play - 10 function modules
- Connectivity with compliance to cyber security standard IEC 62443 - SL 1



Environmental data program

se.com/in

TransferPacT Active Automatic



TransferPacT is an Ecostruxure-ready advance transfer switch to maximize reliability and uptime for your facility.

- Conforming to IEC 60947-6-1
- Solenoid operated, Built-in Microprocessor Controller
- Fast transfer time of <500ms
- 2,3 and 4 Pole configuration ranging within 32-800A
- Three position, Open transition transfer switch
- Extreme Environment proof with operating temperature of -25 to 70°C
- Utilization Category: AC 33A/B
- Tested for Total Discrimination with ComPacT NSXm Circuit breakers for seamless integration.
- Scalable with plug and play - 10 function modules
- Connectivity with compliance to cyber security standard IEC 62443, SL1 Level

Frame		TA10					TA16				
Rating (amps)	Poles*	Reference	Unit MRP [₹]	Poles*	Reference	Unit MRP [₹]	Poles*	Reference	Unit MRP [₹]		
32	2P	TA10D2L0323TPE	On Request	4P	TA10D4L0324TPE	On Request	-	-	-		
40	2P	TA10D2L0403TPE	On Request	4P	TA10D4L0404TPE	On Request	-	-	-		
50	2P	TA10D2L0503TPE	On Request	4P	TA10D4L0504TPE	On Request	-	-	-		
63	2P	TA10D2L0633TPE	On Request	4P	TA10D4L0634TPE	On Request	-	-	-		
80	2P	TA10D2L0803TPE	On Request	4P	TA10D4L0804TPE	On Request	4P	TA16D4L0804TPE	On Request		
100	2P	TA10D2L1003TPE	On Request	4P	TA10D4L1004TPE	On Request	4P	TA16D4L1004TPE	On Request		
125	-	-	-	-	-	-	4P	TA16D4L1254TPE	On Request		
160	-	-	-	-	-	-	4P	TA16D4L1604TPE	On Request		

*For 3P ATS, please contact Customer Care Centre.

Frame		TA25			TA63		
Rating (amps)	Poles*	Reference	Unit MRP [₹]	Poles*	Reference	Unit MRP [₹]	
200	4P	TA25D4L2004TPE	On Request	-	-	-	
250	4P	TA25D4L2504TPE	On Request	-	-	-	
320	-	-	-	4P	TA63D4L3204TPE	On Request	
400	-	-	-	4P	TA63D4L4004TPE	On Request	
500	-	-	-	4P	TA63D4L5004TPE	On Request	
630	-	-	-	4P	TA63D4L6304TPE	On Request	

*For 3P ATS, please contact Customer Care Centre.

Frame		TA80			TA1A		
Rating (amps)	Poles*	Reference	Unit MRP [₹]	Poles*	Reference	Unit MRP [₹]	
800	4P	TA80D4L8004TPE	On Request	4P	TA1AD4L8004TPE	On Request	
1000	-	-	-	4P	TA1AD4L10H4TPE	On Request	
1200	-	-	-	4P	TA1AD4L12H4TPE	On Request	
1600	-	-	-	4P	TA1AD4L16H4TPE	On Request	

*For 3P ATS, please contact Customer Care Centre.

For details on non-standard references, technical parameters, stockable and non-stockable status, please contact Customer Care Centre.

NORMAL STOCK ITEMS

W.E.F. April 01st, 2026

TransferPacT Active Automatic

TransferPacT Active Automatic Accessories



HMI cable



External HMI



Function Module

TransferPacT Active Automatic is designed to provide maximum scalability with plug and play function modules (no increase in the footprint) and intuitive external HMI.

Accessory Type	Description	Reference	Unit MRP [₹]
Communication function modules	Modbus RTU (Serial Port)	TPCCOM16	On Request
	BUS extension and 24 Vdc auxiliary supply	TPCDIO15	On Request
Fire Protection function modules	Fire protection,24VDC pulse	TPCDIO10	On Request
	Fire protection,24VDC constant	TPCDIO11	On Request
	Fire protection,230VAC constant	TPCDIO13	On Request
	Fire protection,dry contact	TPCDIO14	On Request
Control and Signalling function modules	Genset start and Alarm	TPCDIO17	On Request
	Load shedding and Availability warning	TPCDIO05	On Request
	Transfer inhibit and Remote testing	TPCDIO07	On Request
	Voluntary Remote Control	TPCDIO08	On Request
Display Modules	External HMI	TPCCIF04	On Request
	LCD display	TPCCIF01	On Request
	Rotary display	TPCCIF02	On Request
	IP54 cover	TPCOTH38	On Request

*For more details on accessories, please contact Customer Care Centre.

Circuit Breaker/Transfer Switching Equipment Coordination

Upstream: ComPacT NSXm

Downstream: TransferPacT TA10, TA16

Ue: ≤440 V AC

Load side		TSE		TA10				TA16						
		Rating (A)		32	40	50	63	80	100	80	100	125	160	
		Ith (A) 60°C		32	40	50	63	80	100	80	100	125	160	
		Icw (kA)		3	3	3	3	3	3	5.5	5.5	5.5	5.5	
		Icm (kA)		15	15	15	15	15	15	20	20	20	20	
Supply side Icu		Icu (kA)												
Circuit breaker:		415 V	440 V	Ir (A)	TSE conditionnal short-circuit current and related making capacity:									
NSXm E TMD Micrologic 4.1	16	10	Ir ≤ 32	T	T	T	T	T	T	T	T	T	T	
			Ir ≤ 40		T	T	T	T	T	T	T	T	T	
			Ir ≤ 50			T	T	T	T	T	T	T	T	T
			Ir ≤ 63				T	T	T	T	T	T	T	T
			Ir ≤ 80							T	T	T	T	T
			Ir ≤ 100								T	T	T	T
			Ir ≤ 125										T	T
NSXm B TMD Micrologic 4.1	25	20	Ir ≤ 32	T	T	T	T	T	T	T	T	T	T	
			Ir ≤ 40		T	T	T	T	T	T	T	T	T	
			Ir ≤ 50			T	T	T	T	T	T	T	T	T
			Ir ≤ 63				T	T	T	T	T	T	T	T
			Ir ≤ 80							T	T	T	T	T
			Ir ≤ 100								T	T	T	T
			Ir ≤ 125										T	T
NSXm F TMD Micrologic 4.1	36	35	Ir ≤ 32	T	T	T	T	T	T	T	T	T	T	
			Ir ≤ 40		T	T	T	T	T	T	T	T	T	
			Ir ≤ 50			T	T	T	T	T	T	T	T	T
			Ir ≤ 63				T	T	T	T	T	T	T	T
			Ir ≤ 80							T	T	T	T	T
			Ir ≤ 100								T	T	T	T
			Ir ≤ 125										T	T
NSXm N TMD Micrologic 4.1	50	50	Ir ≤ 32	36/75	36/75	36/75	36/75	36/75	36/75	T	T	T	T	
			Ir ≤ 40		36/75	36/75	36/75	36/75	36/75	T	T	T	T	
			Ir ≤ 50			36/75	36/75	36/75	36/75	T	T	T	T	
			Ir ≤ 63				36/75	36/75	36/75	T	T	T	T	
			Ir ≤ 80					36/75	36/75	T	T	T	T	
			Ir ≤ 100						36/75	T	T	T	T	
			Ir ≤ 125									T	T	
NSXm N TMD Micrologic 4.1	70	65	Ir ≤ 32	36/75	36/75	36/75	36/75	36/75	36/75	T	T	T	T	
			Ir ≤ 40		36/75	36/75	36/75	36/75	36/75	T	T	T	T	
			Ir ≤ 50			36/75	36/75	36/75	36/75	T	T	T	T	
			Ir ≤ 63				36/75	36/75	36/75	T	T	T	T	
			Ir ≤ 80					36/75	36/75	T	T	T	T	
			Ir ≤ 100						36/75	T	T	T	T	
			Ir ≤ 125									T	T	
Ir ≤ 160											T			

- T** : Protection of the Transfer Switching Equipment is ensured but combination not very relevant
- T** : Transfer Switching Equipment is totally coordinated up to the Icu of the circuit breaker installed on supply side
- 36/75** : Transfer Switching Equipment is protected up to 36 kA rms / 75 kA peak
- : Protection of the Transfer Switching Equipment is not ensured.

For details on non-standard references, technical parameters, stockable and non-stockable status, please contact Customer Care Centre.

NORMAL STOCK ITEMS

W.E.F. April 01st, 2026

Circuit Breaker/Transfer Switching Equipment Coordination

Upstream: ComPacT NSX100-250

Downstream: TransferPacT TA10, TA16

Ue: ≤440 V AC

Load side		TSE		TA10				TA16					
		Rating (A)	32	40	50	63	80	100	80	100	125	160	
		Ith (A) 60°C	32	40	50	63	80	100	80	100	125	160	
		Icw (kA)	3	3	3	3	3	3	5.5	5.5	5.5	5.5	
		Icm (kA)	15	15	15	15	15	15	20	20	20	20	
Supply side Icu		Icu (kA)											
Circuit breaker:		415 V	440 V	Ir (A)	TSE conditional short-circuit current and related making capacity:								
NSX100B NSX160B TMD/TMG/ Micrologic	25	20	Ir ≤ 32	T	T	T	T	T	T	T	T	T	
			Ir ≤ 40		T	T	T	T	T	T	T	T	
			Ir ≤ 50			T	T	T	T	T	T	T	T
			Ir ≤ 63				T	T	T	T	T	T	T
			Ir ≤ 80						T	T	T	T	T
			Ir ≤ 100						T	T	T	T	T
			Ir ≤ 125								T	T	T
			Ir ≤ 160										T
NSX250B TMD/TMG/ Micrologic	25	20	Ir ≤ 32	T	T	T	T	T	T	T	T	T	
			Ir ≤ 40		T	T	T	T	T	T	T	T	
			Ir ≤ 50			T	T	T	T	T	T	T	T
			Ir ≤ 63				T	T	T	T	T	T	T
			Ir ≤ 80						T	T	T	T	T
			Ir ≤ 100						T	T	T	T	T
			Ir ≤ 125								T	T	T
			Ir ≤ 160										T
NSX100F NSX160F TMD/TMG/ Micrologic	36	35	Ir ≤ 32	T	T	T	T	T	T	T	T	T	
			Ir ≤ 40		T	T	T	T	T	T	T	T	
			Ir ≤ 50			T	T	T	T	T	T	T	T
			Ir ≤ 63				T	T	T	T	T	T	T
			Ir ≤ 80						T	T	T	T	T
			Ir ≤ 100						T	T	T	T	T
			Ir ≤ 125								T	T	T
			Ir ≤ 160										T
NSX250F TMD/TMG/ Micrologic	36	35	Ir ≤ 32	25/52	25/52	25/52	25/52	25/52	25/52	T	T	T	T
			Ir ≤ 40		25/52	25/52	25/52	25/52	25/52	T	T	T	T
			Ir ≤ 50			25/52	25/52	25/52	25/52	T	T	T	T
			Ir ≤ 63				25/52	25/52	25/52	T	T	T	T
			Ir ≤ 80					25/52	25/52	T	T	T	T
			Ir ≤ 100						25/52	T	T	T	T
			Ir ≤ 125								T	T	T
			Ir ≤ 160										T
NSX100N/H NSX160N/H TMD/TMG/ Micrologic	50/ 70	50/ 65	Ir ≤ 32	36/75	36/75	36/75	36/75	36/75	36/75	T	T	T	T
			Ir ≤ 40		36/75	36/75	36/75	36/75	36/75	T	T	T	T
			Ir ≤ 50			36/75	36/75	36/75	36/75	T	T	T	T
			Ir ≤ 63				36/75	36/75	36/75	T	T	T	T
			Ir ≤ 80					36/75	36/75	T	T	T	T
			Ir ≤ 100						36/75	T	T	T	T
			Ir ≤ 125								T	T	T
			Ir ≤ 160										T
NSX250N/H TMD/TMG/ Micrologic	50/ 70	50/ 65	Ir ≤ 32	25/52	25/52	25/52				T	T	T	T
			Ir ≤ 40		25/52	25/52	25/52	25/52	25/52	T	T	T	T
			Ir ≤ 50			25/52	25/52	25/52	25/52	T	T	T	T
			Ir ≤ 63				25/52	25/52	25/52	T	T	T	T
			Ir ≤ 80					25/52	25/52	T	T	T	T
			Ir ≤ 100						25/52	T	T	T	T
			Ir ≤ 125									T	T
			Ir ≤ 160										T

For details on non-standard references, technical parameters, stockable and non-stockable status, please contact Customer Care Centre.

☑ NORMAL STOCK ITEMS

W.E.F. April 01st, 2026

Circuit Breaker/Transfer Switching Equipment Coordination

Upstream: ComPacT NSX100-250

Downstream: TransferPacT TA10, TA16

Ue: ≤440 V AC

Load side			TSE	TA10					TA16				
Rating (A)			32	40	50	63	80	100	80	100	125	160	
Ith (A) 60°C			32	40	50	63	80	100	80	100	125	160	
Icw (kA)			3	3	3	3	3	3	5.5	5.5	5.5	5.5	
Icm (kA)			15	15	15	15	15	15	20	20	20	20	
Supply side			Icu (kA)										
Circuit breaker:			415 V	440 V	Ir	TSE conditionnal short-circuit current and related making capacity:							
NSX100S/L/R NSX160S/L/R TMD/TMG/ Micrologic	100/ 150/ 200	90/ 150/ 200	Ir ≤ 32	36/75	36/75	36/75	36/75	36/75	36/75	65/143	65/143	65/143	65/143
			Ir ≤ 40	36/75	36/75	36/75	36/75	36/75	65/143	65/143	65/143	65/143	
			Ir ≤ 50	36/75	36/75	36/75	36/75	65/143	65/143	65/143	65/143		
			Ir ≤ 63	36/75	36/75	36/75	65/143	65/143	65/143	65/143			
			Ir ≤ 80	36/75	36/75	65/143	65/143	65/143	65/143				
			Ir ≤ 100	36/75	65/143	65/143	65/143						
			Ir ≤ 125	65/143	65/143								
			Ir ≤ 160	65/143									
NSX250S/L/R TMD/TMG/ Micrologic	100/ 150/ 200	90/ 150/ 200	Ir ≤ 32	25/52	25/52	25/52	25/52	25/52	25/52	65/143	65/143	65/143	65/143
			Ir ≤ 40	25/52	25/52	25/52	25/52	25/52	65/143	65/143	65/143	65/143	
			Ir ≤ 50	25/52	25/52	25/52	25/52	65/143	65/143	65/143	65/143		
			Ir ≤ 63	25/52	25/52	25/52	65/143	65/143	65/143	65/143			
			Ir ≤ 80	25/52	25/52	65/143	65/143	65/143	65/143				
			Ir ≤ 100	25/52	65/143	65/143	65/143						
			Ir ≤ 125	65/143	65/143								
			Ir ≤ 160	65/143									

- T** : Protection of the Transfer Switching Equipment is ensured but combination not very relevant
- T** : Transfer Switching Equipment is totally coordinated up to the Icu of the circuit breaker installed on supply side
- 36/75** : Transfer Switching Equipment is protected up to 36 kA rms / 75 kA peak
- : Protection of the Transfer Switching Equipment / circuit breaker is not ensured.

For details on non-standard references, technical parameters, stockable and non-stockable status, please contact Customer Care Centre.

NORMAL STOCK ITEMS

W.E.F. April 01st, 2026

Circuit Breaker/Transfer Switching Equipment Coordination

Upstream: ComPacT NSX100-630 NS630b NS800L/H/L

Downstream: TransferPacT Automatic TA25, TR25, TA63, TR63, TA80, TR80

Ue: ≤440 V AC

Load side		TSE		TA25, TR25				TA63, TR63				TA80, TR80	
		Rating (A)		100	160	200	250	320	400	500	630	800	
		Ith (A) 60°C		100	160	200	250	320	400	500	630	800	
		Icw (kA)		15/0.1s	15/0.1s	15/0.1s	15/0.1s	25/0.1s	25/0.1s	25/0.1s	25/0.1s	25/0.1s	
				10/0.5s	10/0.5s	10/0.5s	10/0.5s	20/0.5s	20/0.5s	20/0.5s	20/0.5s	20/0.5s	
				8/1s	8/1s	8/1s	8/1s	15/1s	15/1s	15/1s	15/1s	15/1s	
		Icm (kA)		30	30	30	30	40	40	40	40	40	
Supply side		Icu (kA)											
Circuit breaker:		415 V	440 V	Ir	TTSE conditionnal short-circuit current and related making capacity:								
NSX100B/F/N/H/S/L		25/36/50/70/100/150	20/35/50/65/90/130	Ir≤100	T	T	T	T	T	T	T	T	
NSX160B/F/N/H/S/L				Ir≤160		T	T	T	T	T	T	T	T
NSX250B/F/N/H/S/L				Ir≤200			T	T	T	T	T	T	T
TMD/TMG/ Micrologic				Ir≤250				T	T	T	T	T	T
NSX100R		200	200	Ir≤100	T	T	T	T	T	T	T	T	
NSX250R				Ir≤160		T	T	T	T	T	T	T	T
TMD/TMG/ Micrologic				Ir≤200			T	T	T	T	T	T	T
				Ir≤250				T	T	T	T	T	T
NSX400F/N/H/S/L		36/50/70/100/150	30/42/65/90/130	Ir=100	T	T	T	T	T	T	T	T	
NSX630F/N/H/S/L				Ir≤160		T	T	T	T	T	T	T	T
Micrologic				Ir≤200			T	T	T	T	T	T	T
Note:				Ir≤250				T	T	T	T	T	T
Min. In 100 A				Ir≤320					T	T	T	T	T
Max. In 570A				Ir≤400						T	T	T	T
				Ir≤500							T	T	T
		Ir≤630								T	T		
NSX400R		200	200	Ir=100	150/330	150/330	150/330	150/330	T	T	T	T	
NSX630R				Ir≤160		150/330	150/330	150/330	T	T	T	T	T
Micrologic				Ir≤200			150/330	150/330	T	T	T	T	T
Note:				Ir≤250				150/330	T	T	T	T	T
Min. In 100 A				Ir≤320					T	T	T	T	T
Max. In 570A				Ir≤400						T	T	T	T
				Ir≤500							T	T	T
		Ir≤630								T	T		
NS630b/800 N		50	50	Ir≤320				20/50	20/50	20/50	20/50	20/50	
				Ir≤400						20/50	20/50	20/50	20/50
				Ir≤500							20/50	20/50	20/50
				Ir≤630								20/50	20/50
				Ir≤800									20/50
NS630b/800H		70	65	Ir≤320				20/50	20/50	20/50	20/50	20/50	
				Ir≤400						20/50	20/50	20/50	20/50
				Ir≤500							20/50	20/50	20/50
				Ir≤630								20/50	20/50
		Ir≤800									20/50		
NS630b/800 L		150	130	Ir≤320				T	T	T	T	T	
				Ir≤400						T	T	T	T
				Ir≤500							T	T	T
				Ir≤630								T	T
		Ir≤800									T		

T : Transfer Switching Equipment is totally coordinated up to the Icu of the circuit breaker installed on supply side

150/330 : Transfer Switching Equipment is protected up to 150 kA rms / 330 kA peak

: Protection of the Transfer Switching Equipment / circuit breaker is not ensured.

For details on non-standard references, technical parameters, stockable and non-stockable status, please contact Customer Care Centre.

NORMAL STOCK ITEMS

W.E.F. April 01st, 2026

Circuit Breaker/Transfer Switching Equipment Coordination

Upstream: ComPacT NS630b to 1600/ MasterPact MTZ1/MTZ2

Downstream: TransferPacT Automatic TA1A

Ue: ≤440 V AC

Load side	TSE			TA1A(1600)			
	Rating (A)	800	1000	1250	1600		
	Ith (A) 60°C	32	40	50	63		
	Icw (kA)	70/0.1s 50/0.5s	70/0.1s 50/0.5s	70/0.1s 50/0.5s	70/0.1s 50/0.5s	70/0.1s 50/0.5s	
	Icm (kA)	105	105	105	105		
Supply side	Icu (kA)						
Circuit breaker:	415 V	440 V	Ir	TTSE conditionnal short-circuit current and related making capacity:			
NS630b-1600N	50	50	Ir≤800	T	T	T	T
			Ir≤1000		T	T	T
			Ir≤1250			T	T
			Ir≤1600				T
NS630b/1600H	70	65	Ir≤800	T	T	T	T
			Ir≤1000		T	T	T
			Ir≤1250			T	T
NS630b/1000 L	150	130	Ir≤800	T	T	T	T
			Ir≤1000		T	T	T
			Ir≤1600				T
MTZ1 H1 06-16	42	42	Ir≤800	T	T	T	T
			Ir≤1000		T	T	T
			Ir≤1250			T	T
MTZ1 H2 06-16	50	50	Ir≤800	T	T	T	T
			Ir≤1000		T	T	T
			Ir≤1250			T	T
MTZ1 H3 06-16	66	66	Ir≤800	T	T	T	T
			Ir≤1000		T	T	T
			Ir≤1250			T	T
MTZ1 L1 06-10	150	130	Ir≤800	T	T	T	T
			Ir≤1000		T	T	T
			Ir≤1600				T
MTZ2 N1 08-20	42	42	Ir≤800	T	T	T	T
			Ir≤1000		T	T	T
			Ir≤1250			T	T
MTZ2 H1 08-20	66	66	Ir≤800	50/105	50/105	50/105	50/105
			Ir≤1000		50/105	50/105	50/105
			Ir≤1250			50/105	50/105
MTZ2 H2 08-20	100	100	Ir≤800	50/105	50/105	50/105	50/105
			Ir≤1000		50/105	50/105	50/105
			Ir≤1250			50/105	50/105
			Ir≤1600				50/105

T

: Total coordination, Transferpact is protected up to Icu of downstream circuit-breaker

50/105

: Transferpact is protected up to 70 kArms/130 kA peak of presumed short-circuit current

: Protection of the Transfer Switching Equipment / circuit breaker is not ensured.

For details on non-standard references, technical parameters, stockable and non-stockable status, please contact Customer Care Centre.

NORMAL STOCK ITEMS

W.E.F. April 01st, 2026

WATSN (ATS and RTS)

WATSN is a Compact , Easy and Scalable Transfer Switch for safe and reliable source management.

- Conforming to IEC 60947-6-1
- Automatic and Remote Transfer switches
- Three Position, Open Transition Transfer Switch
- 2,3,4 pole configurations ranging within 63 -630A
- Fast Transfer Speed of <100ms
- Solenoid operated, Built-in Microprocessor Controller(for ATS)
- Reduced size and footprint upto 30%
- Tested for Total Discrimination with EasyPacT CVS Circuit breakers for seamless integration in the power train.
- Utilization Category: AC 33B



WATSN Automatic Transfer Switch

Rating (amps)	Poles	Reference	Unit MRP [₹]	Poles	Reference	Unit MRP [₹]	Poles	Reference	Unit MRP [₹]
63	2P	NA00632V	42640	3P	NA00633V	44200	4P	NA00634V <input checked="" type="checkbox"/>	45240
100	2P	NA01002V	53560	3P	NA01003V	55120	4P	NA01004V <input checked="" type="checkbox"/>	57200
160	2P	N2A01602V	85280	3P	N2A01603V	86320	4P	N2A01604V <input checked="" type="checkbox"/>	87360
250	-	-	-	3P	NA02503V	156000	4P	NA02504V <input checked="" type="checkbox"/>	161200
400	-	-	-	3P	NA04003V	265200	4P	NA04004V <input checked="" type="checkbox"/>	286000
630	-	-	-	3P	NA06303V	332800	4P	NA06304V <input checked="" type="checkbox"/>	343200

WATSN Remote Transfer Switch

Rating (amps)	Poles	Reference	Unit MRP [₹]	Poles	Reference	Unit MRP [₹]	Poles	Reference	Unit MRP [₹]
63	2P	NR00632	On Request	3P	NR00633	On Request	4P	NR00634	On Request
100	2P	NR01002	On Request	3P	NR01003	On Request	4P	NR01004	On Request
160	2P	N2R01602	On Request	3P	N2R01603	On Request	4P	N2R01604	On Request
250	2P	-	-	3P	NR02503	On Request	4P	NR02504	On Request
400	2P	-	-	3P	NR04003	On Request	4P	NR04004	On Request
630	2P	-	-	3P	NR06303	On Request	4P	NR06304	On Request

WATSN Accessories



Function Module



T-Helper

WATSN is a simple and scalable transfer switch with add-on function modules.(Any two function modules can be connected at a time)

Accessory Type	Description	Reference	Unit MRP [₹]
Fire Protection function modules	DC24V Constant voltage fire linkage	NF001	On Request
	DC24V Pulse fire linkage	NF002	On Request
	AC220V Constant voltage fire linkage	NF003	On Request
	AC220V Pulse fire linkage	NF004	On Request
	Passive fire linkage	NF005	On Request
Control and Signalling function modules	Genset control module	NF006	On Request
	Genset control&Communication module	NF008	On Request
	Remote control to S2	NF012	On Request
Communication accessories	Modbus communication module with RS485 interface	NF007	On Request
	T-Helper Operation and maintenance Helper	NF028 <input checked="" type="checkbox"/>	On Request

*For more details on accessories, please contact Customer Care Centre.

For details on non-standard references, technical parameters, stockable and non-stockable status, please contact Customer Care Centre.

NORMAL STOCK ITEMS

W.E.F. April 01st, 2026

Class PC transfer switch

Circuit-breaker / Transfer Switch Equipment coordination

Complementary technical informations
Ue ≤415 VAC

Upstream
Downstream

EasyPact CVS
WATSN

Load side		TSE	WATSN			
		Rating	100	160	250	630
		Ith (A) 40°C	100	160	250	630
		Icw (kA)	5	10	10	12
		Icm (kAp)	7.65	17	17	25
Supply side	Icu (kA)					
Circuit breaker:	415V	Ir	TSE conditional short-circuit current and related making capacity:			
CVS100B	25		5	T	T	T
CVS160B	25			T	T	T
CVS250B	25				T	T
CVS100F	36		5	25	25	T
CVS160F	36			25	25	T
CVS250F	36				25	T
CVS400F	36					36
CVS630F	36					36
CVS100N	50		5	25	25	T
CVS160N	50			25	25	T
CVS250N	50				25	T
CVS400N/H	50/70					36
CVS630N/H	50/70					36

T Transfer Switch Equipment is Totally coordinated up to Icu of circuit breaker installed on supply side.

Protection of the Transfer Switch Equipment is not ensured



Easy TeSys

Powering Simplicity in
Control Solutions

Easy TeSys provides you **Essential** control and protection for your applications.



www.se.com/in

Schneider
Electric

Easy TeSys

The Easy choice for simplicity and flexibility

- 3 Pole and 4 Pole Power Contactor
- Control Relays
- Thermal Overload Relay
- Circuit Breaker for Motor Protection
- Accessories

A2L certified
upto 50A
for HVAC
applications



HVAC



GenSet



Pumps



Textile



Material
Handling



Packaging

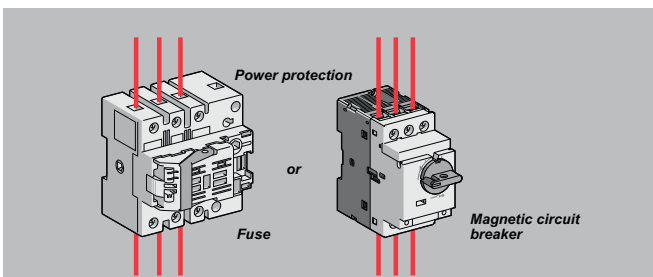


Easy TeSys Range (Available with Type-2 Coordination)

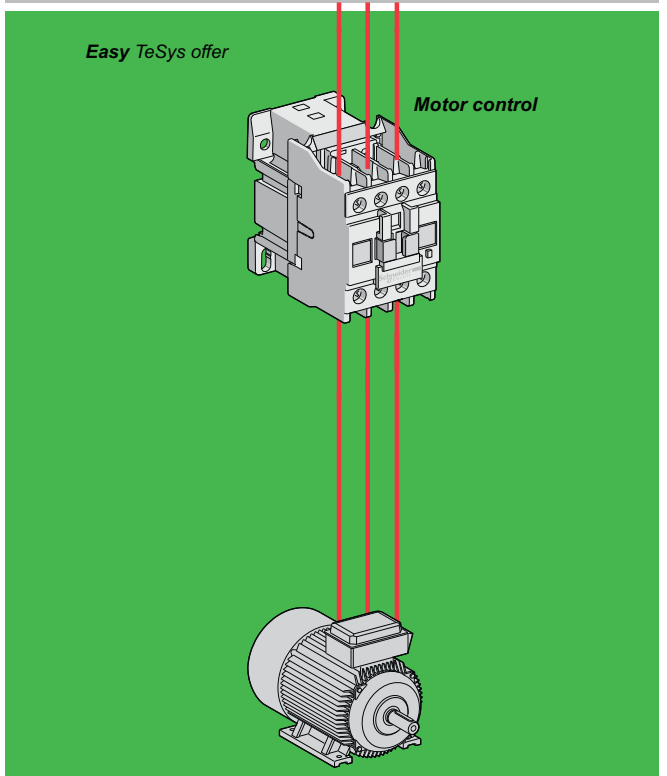
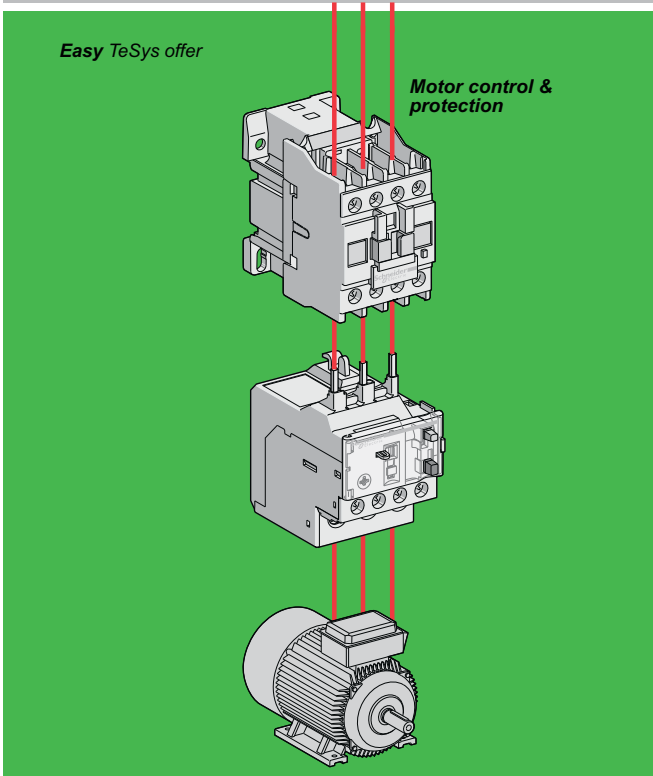
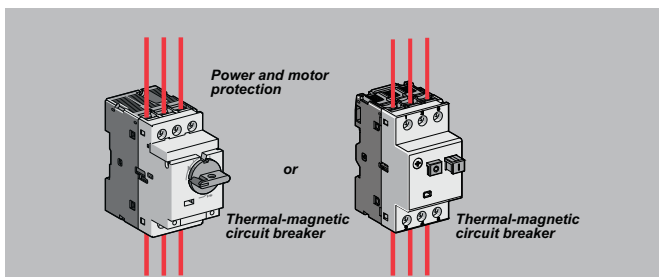
NEW

Designed for the essential
Two principles to build your starter solution

2-components solution (Thermal-magnetic circuit breaker + Contactor)



3-components solution (Magnetic circuit breaker or fuse + Contactor + TOR)



To build the essential solutions
in an easy and simple way

Power Contactors LC1E (3 Pole AC Control)



- Conformance to IEC 60947-4-1, CE Marking
- Current Rating: 6A to 630A, AC-3 Rating
- **Type-2 coordination available with Fuse & MPCB upto 15kW**

Frame	[Ie] Rated operational current (Ue ≤ 440 V)		Motor Power at 415V, 3Ph, 50Hz		Auxiliary Contacts		Reference	Unit MRP [₹]	
	AC-1	AC-3	HP	kW	NO	NC		M7 (220V)	N5 (415V)
FRAME-1	20 A	6 A	3	2.2	-	1	LC1E0601* <input checked="" type="checkbox"/>	1980	2335
	20 A	6 A	3	2.2	1	-	LC1E0610* <input checked="" type="checkbox"/>	1980	2335
	25 A	9 A	5.5	4	-	1	LC1E0901* <input checked="" type="checkbox"/>	2030	2030
	25 A	9 A	5.5	4	1	-	LC1E0910* <input checked="" type="checkbox"/>	2030	2030
	25 A	12 A	7.5	5.5	-	1	LC1E1201* <input checked="" type="checkbox"/>	2320	2320
	25 A	12 A	7.5	5.5	1	-	LC1E1210* <input checked="" type="checkbox"/>	2320	2320
	32 A	18 A	12	9	-	1	LC1E1801* <input checked="" type="checkbox"/>	2675	2675
	32 A	18 A	12	9	1	-	LC1E1810* <input checked="" type="checkbox"/>	2675	2675
	32 A	25 A	15	11	-	1	LC1E2501* <input checked="" type="checkbox"/>	3640	4310
	32 A	25 A	15	11	1	-	LC1E2510* <input checked="" type="checkbox"/>	3640	3640
FRAME-2	50 A	32 A	20	15	-	1	LC1E3201* <input checked="" type="checkbox"/>	7635	9030
	50 A	32 A	20	15	1	-	LC1E3210* <input checked="" type="checkbox"/>	7635	7635
	50 A	38 A	25	18.5	-	1	LC1E3801* <input checked="" type="checkbox"/>	8905	10670
	50 A	38 A	25	18.5	1	-	LC1E3810* <input checked="" type="checkbox"/>	8905	8905
	50 A	40 A	29	22	-	1	LC1E40B01* <input checked="" type="checkbox"/>	9625	-
	50 A	40 A	29	22	1	-	LC1E40B10* <input checked="" type="checkbox"/>	9625	-
FRAME-3	60 A	40 A	29	22	1	1	LC1E40* <input checked="" type="checkbox"/>	11950	11950
	70 A	50 A	34	25/30	1	1	LC1E50* <input checked="" type="checkbox"/>	14540	14540
	80 A	65 A	50	37	1	1	LC1E65* <input checked="" type="checkbox"/>	19700	19700
FRAME-4	110 A	80 A	60	45	1	1	LC1E80* <input checked="" type="checkbox"/>	25625	25625
	120 A	95 A	60	45	1	1	LC1E95* <input checked="" type="checkbox"/>	30705	30705

Frame	[Ie] Rated operational current (Ue ≤ 440 V)		Motor Power at 415V, 3Ph, 50Hz		Auxiliary Contacts		Reference	Unit MRP [₹]			
	AC-1	AC-3	HP	kW	NO	NC		M7 (220V)	N5 (415)	M5 (220V)	N7 (415)
FRAME-5	150 A	120 A	75	55	1	1	LC1E120* <input checked="" type="checkbox"/>	-	36580	36580	-
	200 A	160 A	120	90	1	1	LC1E160* <input checked="" type="checkbox"/>	-	48300	48300	-
FRAME-6	250 A	200 A	150	110	-	-	LC1E200* <input checked="" type="checkbox"/>	-	66485	66485	-
	300 A	250 A	175	132	-	-	LC1E250* <input checked="" type="checkbox"/>	-	103550	87610	-
FRAME-7	320 A	300 A	215	160	-	-	LC1E300* <input checked="" type="checkbox"/>	-	107860	107860	-
	500 A	400 A	295	220	-	-	LC1E400* <input checked="" type="checkbox"/>	134605	-	-	157560
FRAME-8	700 A	500 A	375	280	-	-	LC1E500* <input checked="" type="checkbox"/>	189600	-	-	-
FRAME-9	1000 A	630 A	500	375	-	-	LC1E630* <input checked="" type="checkbox"/>	266705	-	-	315085

For other coil voltage ratings contactors, please contact Customer Care.

* Reference to be completed by adding coil voltage code

Easy TeSys 3P Power Contactors 06 – 95A, 24V DC Coil



- Power Contactors – 6A to 95A, Control Voltage- 24V DC (launched and commercialized)
- Fully tested, approved, and certified by national, international, and third-party organizations. ISO 9001 ISO 14000
- Conformance to IEC 60947-4-1, CE Marking

Power Contactors LC1E (3 Pole DC Control)

Frame	[Ie] Rated operational current (Ue ≤ 440 V)		Motor Power at 415V, 3Ph, 50Hz		Auxiliary Contacts		Reference	Unit MRP [₹] BD
	AC-1	AC-3	HP	kW	NO	NC		
FRAME-1	20 A	6 A	3	2.2	-	1	LC1E0601* <input checked="" type="checkbox"/>	3605
	20 A	6 A	3	2.2	1	-	LC1E0610* <input checked="" type="checkbox"/>	3605
	25 A	9 A	5.5	4	-	1	LC1E0901* <input checked="" type="checkbox"/>	3605
	25 A	9 A	5.5	4	1	-	LC1E0910* <input checked="" type="checkbox"/>	3605
	25 A	12 A	7.5	5.5	-	1	LC1E1201* <input checked="" type="checkbox"/>	3730
	25 A	12 A	7.5	5.5	1	-	LC1E1210* <input checked="" type="checkbox"/>	3730
	32 A	18 A	12	9	-	1	LC1E1801* <input checked="" type="checkbox"/>	4350
	32 A	18 A	12	9	1	-	LC1E1810* <input checked="" type="checkbox"/>	4350
	32 A	25 A	15	11	-	1	LC1E2501* <input checked="" type="checkbox"/>	5970
	32 A	25 A	15	11	1	-	LC1E2510* <input checked="" type="checkbox"/>	5970
FRAME-2	50 A	32 A	20	15	-	1	LC1E3201* <input checked="" type="checkbox"/>	13055
	50 A	32 A	20	15	1	-	LC1E3210* <input checked="" type="checkbox"/>	13055
	50 A	38 A	25	18.5	-	1	LC1E3801* <input checked="" type="checkbox"/>	14920
	50 A	38 A	25	18.5	1	-	LC1E3810* <input checked="" type="checkbox"/>	14920
FRAME-3	60 A	40 A	29	22	1	1	LC1E40** <input checked="" type="checkbox"/>	24165
	70 A	50 A	34	25/30	1	1	LC1E50**	24420
	80 A	65 A	50	37	1	1	LC1E65** <input checked="" type="checkbox"/>	25550
FRAME-4	110 A	80 A	60	45	1	1	LC1E80** <input checked="" type="checkbox"/>	32955
	120 A	95 A	60	45	1	1	LC1E95** <input checked="" type="checkbox"/>	35995

Power Contactors - Easy TeSys (4 Pole AC Control)



- Conformance to IEC 60947-4-1, CE Marking
- Current Rating: 20A to 125A, AC-1 rating
- Available in 4NO and 2NO+2NC Power Pole combination
- Wide Band Coil for all ratings in 220 & 415V AC

Frame	AC-1 Rated operational current [Ie] (Ue ≤ 415 V)	Power Poles	Reference			
				F7 (110V)	M5WB (220V)	N5WB (415V)
FRAME-1	16	4NO	LC1E06004*IN	2855	2400	-
	25	4NO	LC1E09004*IN	3020	2545	3020
	25	4NO	LC1E12004*IN	-	2650	-
	32	4NO	LC1E18004*IN	3305	3305	3305
FRAME-2	40	4NO	LC1E25004*IN	-	4185	4185
	45	4NO	LC1E32004*IN	-	7070	-
	50	4NO	LC1E38004*IN	8270	8270	8270
FRAME-3	60	4NO	LC1E40004*IN	15590	12885	15590
	80	4NO	LC1E65004*IN	21085	17430	17430
FRAME-4	100	4NO	LC1E80004*IN	-	22085	-
	125	4NO	LC1E95004*	-	24895	-

For details on non standard references, technical parameters, accessories, compatibility, stockable and non stockable status please contact Customer Care

NORMAL STOCK ITEMS

W.E.F. April 01st, 2026

Frame	AC-1 Rated operational current [Ie] (Ue ≤ 415 V)	Power Poles	Reference	F7	M5WB	N5WB
				(110V)	(220V)	(415V)
FRAME-1	16	2NO + 2NC	LC1E06008*IN	-	2870	-
	25	2NO + 2NC	LC1E09008*IN	3090	3090	3090
	25	2NO + 2NC	LC1E12008*IN	3935	3305	-
FRAME-2	32	2NO + 2NC	LC1E18008*IN	3330	3330	-
	40	2NO + 2NC	LC1E25008*IN	5950	5950	7070
	45	2NO + 2NC	LC1E32008*IN	-	-	-
FRAME-3	50	2NO + 2NC	LC1E38008*IN	11685	11685	-
	60	2NO + 2NC	LC1E40008*IN	-	17320	20945
FRAME-3	80	2NO + 2NC	LC1E65008*IN	21650	21650	-
FRAME-4	100	2NO + 2NC	LC1E80008*IN	-	30745	-

For other coil voltage ratings contactors, please contact Customer Care.

* Reference to be completed by adding coil voltage code

Control Relays - CAE,

Conformance to IEC60947-5-1, CE Marking

Auxiliary Contacts Reference			Unit MRP [₹]			
NO	NC		B5	F5	M5	N5
4	0	CAE40*	2375	1990	1990	1990
3	1	CAE31*	2375	2375	1990	2375
2	2	CAE22*	2375	1990	1990	2375

* Reference to be completed by adding coil voltage code and recommended to check availability with Customer Care team

Spare Coil for Contactors

Contactor	Reference
4 Pole Contactors	
LC1E0600*.... LC1E1800*	LAEX1T**
LC1E2500*.... LC1E3800*	LAEX2T**
LC1E4000*....LC1E9500*	LAEX4T**
Control Contactors	
CAE*	LAEX12**

* Reference to be completed by adding coil voltage code and recommended to check availability with Customer Care team

Accessories - For Easy TeSys Contactors

Description	For Use with	Mounting	Contacts	Reference	Unit MRP [₹]
Auxiliary contact block	LC1E06..E630 & LC1E0600..E9500	FRONT	1NO+1NC	LAEN11 <input checked="" type="checkbox"/>	610
		FRONT	2NO	LAEN20 <input checked="" type="checkbox"/>	610
		FRONT	2NC	LAEN02 <input checked="" type="checkbox"/>	720
		FRONT	2NO+2NC	LAEN22 <input checked="" type="checkbox"/>	1110
		FRONT	4NO	LAEN40 <input checked="" type="checkbox"/>	1110
Star delta timer	LC1E25..E630			LAETSD <input checked="" type="checkbox"/>	5035

Description	For Use with	Coil Voltage	Reference	Unit MRP [₹]
Surge suppressor*	LC1E06...E95	24..48V AC	LAERCE	3320
	LC1E06...E95	110..240V AC	LAERCU	1410

*For higher rating contactors, contact Customer Care

Description	For Use with	Reference	Unit MRP [₹]
Mechanical Interlock	LC1E06..E65 & LC1E0600*..E3800*	LAEM1	1265
	LC1E80/E95 & LC1E4000*...LC1E9500*	LAEM4	4105
	LC1E120..E160	LAEM5	7650
	LC1E200/E250	LAEM6	7805

*Reference to be completed by adding coil voltage

For details on non standard references, technical parameters, accessories, compatibility, stockable and non stockable status please contact Customer Care

NORMAL STOCK ITEMS

W.E.F. April 01st, 2026

Easy TeSys

3 Pole Accessories Compatibility

Contactor	Built in contacts	LAEN●●	LAETSD	LAERC●	LAEM
LC1E06	1 NO or 1NC	1	-	-	-
LC1E09					
LC1E12					
LC1E18					
LC1E25					
LC1E32	1 or 1	-	-	1 ⁽¹⁾	-
LC1E38					
LC1E40					
LC1E65					
LC1E80					
LC1E95	1 NO + 1NC	-	-	-	1
LC1E120					
LC1E160					
LC1E200					
LC1E250					
LC1E300	-	2 or 0	-	-	-
LC1E400					
LC1E500					
LC1E630					
LC1E630					

(1) Suppressor LAERC. to be used for contactor with AC supply; for DC supply, suppressor had been embedded.

4 Pole Accessories Compatibility

Contactor	LAEN●●	LAETSD	LAERC●
LC1E06	1 or 1	-	-
LC1E09			
LC1E12			
LC1E18			
LC1E25			
LC1E32			
LC1E38			
LC1E40			
LC1E50			
LC1E65			
LC1E80	1	-	-
LC1E95			

Control Relay Accessories Compatibility

Control Relay	LAEN*	LAERC
CAE	1 of LAEN11 or LAEN20 or LAEN02 or LAEN22	1

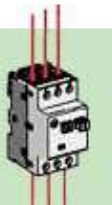
Easy TeSys

The performance you need

Circuit breaker

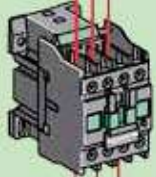
Choose from:

- Easy TeSys GZ1E
- TeSys GV



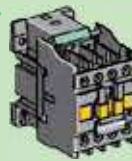
Contactor

- Easy TeSys



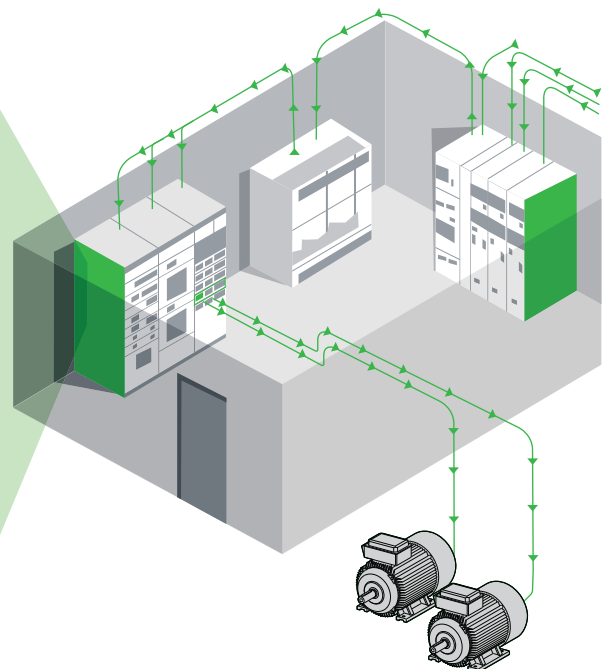
Control Relay

- Easy TeSys



Thermal overload relay (TOR)

- Easy TeSys



For details on non standard references, technical parameters, accessories, compatibility, stockable and non stockable status please contact Customer Care

NORMAL STOCK ITEMS

W.E.F. April 01st, 2026

Thermal Overload Relay - Easy TeSys



- Conformance to IEC 60947-4-1, CE Marking
- Range : 0.1A to 630A
- Tripping Class : 10A
- Direct & Independent mounting

Thermal Protection Adjustment Range	For Use with Contactor	Reference	Unit MRP [₹]
LRE			
0.25...0.4	E06...E38	LRE03	3170
0.4...0.63	E06...E38	LRE04	3170
0.63...1	E06...E38	LRE05 <input checked="" type="checkbox"/>	3170
1...1.6	E06...E38	LRE06 <input checked="" type="checkbox"/>	3170
1.6...2.5	E06...E38	LRE07 <input checked="" type="checkbox"/>	3170
2.5...4	E06...E38	LRE08 <input checked="" type="checkbox"/>	3170
4...6	E06...E38	LRE10 <input checked="" type="checkbox"/>	3170
5.5...8	E09...E38	LRE12 <input checked="" type="checkbox"/>	3170
7...10	E09...E38	LRE14 <input checked="" type="checkbox"/>	3170
9...13	E12...E38	LRE16 <input checked="" type="checkbox"/>	3170
12...18	E18...E38	LRE21 <input checked="" type="checkbox"/>	3515
16...24	E25...E38	LRE22 <input checked="" type="checkbox"/>	3900
23...32	E25...E38	LRE32 <input checked="" type="checkbox"/>	5425
30...38	E38	LRE35 <input checked="" type="checkbox"/>	6115
17...25	E40...E95	LRE322	6895
23...32	E40...E95	LRE353	6895
30...40	E40...E95	LRE355	6895
37...50	E50...E95	LRE357 <input checked="" type="checkbox"/>	6895
48...65	E65...E95	LRE359	9050

Thermal Protection Adjustment Range	For Use with Contactor	Reference	Unit MRP [₹]
LRE			
55...70	E80...E95	LRE361	10720
63...80	E80...E95	LRE363	11195
80...104	E95	LRE365	11195
51...81	E120...E300	LRE480	20955
62...99	E120...E300	LRE481	20955
84...135	E120...E300	LRE482	20955
124...198	E160...E300	LRE483	20955
146...234	E200...E300	LRE484	20955
174...279	E250...E300	LRE485	20955
208...333	E300	LRE486	22835
258...414	E300...E400	LRE487	27790

Accessories for Relay

Accessory	For Relay	Reference	Unit MRP [₹]
Separate Mounting Block	LRE01...LRE35	LAEB1	1135
	LRE322...LRE365	LAEB3	2625

For details on non standard references, technical parameters, accessories, compatibility, stockable and non stockable status please contact Customer Care

NORMAL STOCK ITEMS

W.E.F. April 01st, 2026

Circuit Breaker for Motor Protection - GZ1E - Pushbutton control



- Conformance to IEC60947-1,-2,-4, CE Marking
- Range : 0.1A to 32A
- Breaking Capacity upto 100KA

Motor Protection Circuit Breaker - Easy TeSys

Breaking Capacity at 50 Hz		Thermal Protection Adjustment Range (A)	Reference	Unit MRP [₹]
690 V	500 V			
GZ1-E Thermal Magnetic - With Pushbutton Control				
100 kA	100 kA	0.1 - 0.16	GZ1E01	6100
		0.16 - 0.25	GZ1E02	6100
		0.25 - 0.40	GZ1E03	6100
		0.40 - 0.63	GZ1E04	7100
		0.63 - 1.0	GZ1E05	7100
2 kA	100 kA	1.0 - 1.6	GZ1E06	6960
		1.6 - 2.5	GZ1E07	6960
2 kA	30 kA	2.5 - 4	GZ1E08	7225
		4 - 6.3	GZ1E10	7225
2 kA	8 kA	6 - 10	GZ1E14	7705
		9 - 14	GZ1E16	8680
2 kA	5 kA	13 - 18	GZ1E20	9440
		17 - 23	GZ1E21	9955
2 kA	3 kA	20 - 25	GZ1E22	10455
		24 - 32	GZ1E32	17845

Breaking Capacity at 50 Hz		Magnetic Protection (A)	Reference	Unit MRP [₹]
690 V	500 V			
GZ1-LE Magnetic- With Pushbutton Control				
100 kA	100 kA	1	GZ1LE05	4455
		1.6	GZ1LE06	4455
2 kA	100 kA	2.5	GZ1LE07	4455
		4	GZ1LE08	4455
2 kA	38 kA	6.3	GZ1LE10	4455
		8 kA	GZ1LE14	4455
2 kA	5 kA	14	GZ1LE16	4810
		18	GZ1LE20	4810
2 kA	3 kA	25	GZ1LE22	4810
		32	GZ1LE32	5705

Accessories - Easy TeSys Circuit Breaker for Motor Protection

Description	Mounting	Contacts	Reference	Unit MRP [₹]
Auxillary Contact Block	LH side Mounted	1NO+1NC	GZ1AN11	1130
		2NO	GZ1AN20	1465

Electric Trips

Description	Mounting	Range	Reference	Unit MRP [₹]
Undervoltage	RH Side Mounted	380...400 V (50 Hz)	GZ1AU385	4995
Shunt trip		220...240 V (50 Hz)	GZ1AS225	7235

For details on non standard references, technical parameters, accessories, compatibility, stockable and non stockable status please contact Customer Care

NORMAL STOCK ITEMS

W.E.F. April 01st, 2026



years strong & still innovating!

> Control > Protect > Power > Active

Innovative and connected solutions for motor starters

TeSys is an innovative motor control and management solution from the global market leader. TeSys offers connected, efficient products and solutions for switching and protection of motors and electrical loads in compliance with all major global electrical standards

TeSys Function Names

TeSys components are grouped by function name, for easier identification. These functions are related to motor, power, control and protection.

> TeSys Power:

Components for powering motors



> TeSys Control:

Components for controlling motors




> TeSys Protect:

Components for protecting motors



> TeSys Active:

Connected components for motor circuits





Start smart. Run smart. With TeSys motor controls.

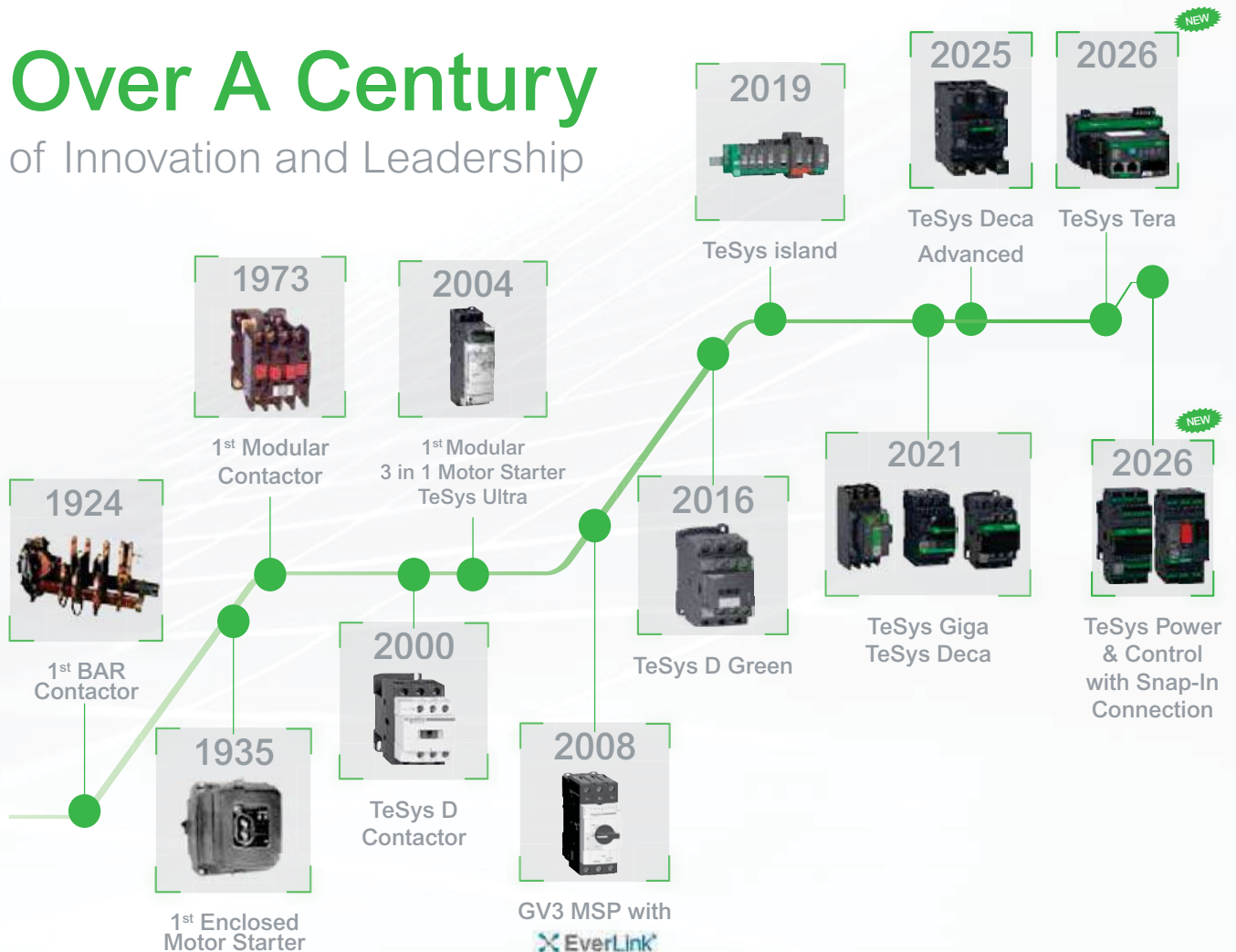
Stay smart with the world's best-selling motor control solutions from the inventor of the world's first contactor - Schneider Electric™.

For over a century, TeSys motor controls have driven the industry with innovations in motor protection, monitoring, and control.

It started with the introduction of the industry's first BAR contactor in 1924, and today, the legacy of innovation is built into every TeSys motor control device.

Best-in-class safety and reliability, plug-and-play architecture, and flexible functionality mean TeSys motor control solutions can meet your requirements across a wide range of applications, from the most common to the most advanced.

Over A Century of Innovation and Leadership



Superior safety for all industries

TeSys motor controls come with all of the isolation, protection and emergency handling you need to comply with international codes. High-contrast covers identify safety-critical devices to prevent inadvertent manual operation. Every TeSys contactor is both mechanically linked and equipped with mirror contacts for safety applications and wherever auxiliary contact state reliability is critical.



HVAC

Ensure 24/7 availability of your HVAC system with reliable products that can reach high ambient temperatures without derating.



Conveying

Decentralize the control cabinet of your conveyor line and benefit from up to 80% space reduction.



Genset

Make certain your generator starts even in the harshest conditions with robust TeSys solutions.



Pumping

Optimize single or multi-drive boosters for industry or infrastructure with energy and cost-effective solutions.



Packaging

Keep pace with the most demanding, high-end packing applications with solutions that can perform 30 million AC53a electrical cycles, like TeSys H.



Oil and Gas

Keep your employees and assets safe and improve uptime in onshore and offshore applications: pipeline operations: LNG and natural gas processing: and refining and petrochemical applications.



Water and Wastewater

Optimize the treatment and delivery of safer water by reducing energy usage and lowering operating costs.



Food and Beverage

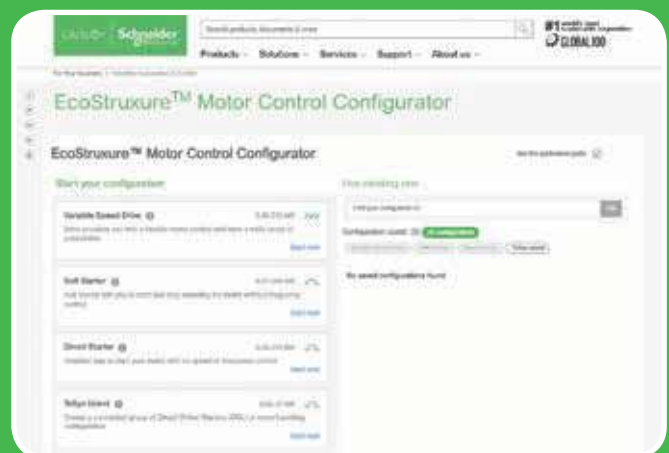
Serve your customers with environmentally friendly products to improve sustainability, efficiency, and flexibility, allowing you to adapt to changing customer habits.

Online selection tool

EcoStruxure™ Motor Control Configurator

For Direct-On-Line and Star-Delta starters, motor circuit breakers with advanced protection, motor management relays, configurations for total coordination, drives, and soft starters.

No matter what kind of starting method you need, our online EcoStruxure™ Motor Control Starter Configurator will help you to quickly and easily select the optimal combination of components to ensure maximized motor safety, protection, and uptime.



Scan or click on
the QR code

TeSys Range

TeSys Component Series Names

Series names are now grouped as per the current ratings

- Series names group conventional components (circuit breakers, contactors, relays, overcurrent relays) by current rating ranges.
 - 0 to 16 A > **TeSys K Series**
 - 9 to 150 A > **TeSys 'Deca' Series**
 - 185 to 800 A > **TeSys 'Giga' Series**.
- TeSys advanced components have a specific classification.
 - 0 to 38 A All-in-one starters > **TeSys 'Ultra' Series**
 - 0 to 80 A Motor Control/Protection/Monitoring system > **TeSys 'island' Series**.

> TeSys K Series

The essential line for motors up to 7.5kW/16A direct on TeSys K series of Motor Starters



> TeSys Deca Series

The industrial standard for motors up to 75kW/150A direct on TeSys Deca series of Motor Starters



> TeSys Giga Series

For large motors up to 450kW/800A direct on TeSys Giga Series



> TeSys Ultra Series

The most compact totally coordinated solution for Motor Starters. For Direct On Line or Reversing Motor Control and Drive Protection upto 18.5kW/38 A on TeSys Ultra series



> TeSys Island Series

Digitally powered monitoring, control and protection of electrical motors up to 37kW/80 A on TeSys Island Series



TeSys Control

TeSys K

Control Relays - K Model (AC & DC Control)



- Conformance IEC, UL, CSA, CE Marking
- Inbuilt 4 auxiliary contacts
- 10A thermal rating
- Available with AC (50/60Hz Dual frequency), DC & DC low consumption coil options

No of Poles	AC Control Reference	Unit MRP [₹]				DC Control Reference ⁽⁴⁾	Unit MRP [₹]		
		B7 (24V)	F7 (110V)	M7 (220V)	N7 (415V)		BD (24V)	FD (110V)	MD (220V)
2NO + 2NC	CA2KN22*	2640	2640	2640	2640	CA3KN22**	3670	3670	3670
3NO + 1NC	CA2KN31*	2640	2640	2640	-	CA3KN31**	3670	3670	3670
4NO	CA2KN40*	2640	2640	2640	3150				

No of Poles	DC low consumption Reference ^{(1) (2) (3)}	Unit MRP [₹]		
		BW3 (24V)	EW3 (48V)	SW3 (72V)
2NO + 2NC	CA4KN22***	4495	5390	4495
3NO + 1NC	CA4KN31***	4495	5580	-
4NO	CA4KN40***	4495	-	-

For other coil voltage ratings regarding above, please contact Schneider Electric customer care.

* Reference to be completed by adding coil voltage code

- (1) Compatible with PLC outputs
 (2) Wide range coil (0.7...1.25Uc), suppressor fitted as standard
 (3) 2 pole auxiliary contact block can be mounted additionally
 (4) Optional in-built surge suppressor available

Power Contactors - K Model (3 Pole AC & DC Control)



- Conformance to IEC, UL, CSA
- Current Rating : 6A to 16A, AC-3 duty
- 1NO or 1NC inbuilt auxiliary contact
- Available in 3P & 4P version
- Available with AC (50/60Hz Dual frequency), DC & DC low consumption⁽⁵⁾ coil options

Motor Power kW at 380/415V	Auxiliary Contacts	AC Control Reference	Unit MRP [₹]				DC Control Reference ⁽⁵⁾	Unit MRP [₹]		
			B7 (24V)	F7 (110V)	M7 (220V)	N7 (415V)		BD (24V)	FD (110V)	MD (220V)
2.2	1NC	LC1K0601*	2315	2315	2315	2815	LP1K0601**	3620	4375	-
	1NO	LC1K0610*	2315	2315	2315	2315	LP1K0610**	3620	4375	-
4	1NC	LC1K0901*	2420	2420	2420	2925	LP1K0901**	3935	3935	3935
	1NO	LC1K0910*	2420	2420	2420	2420	LP1K0910**	3935	3935	3935
5.5	1NC	LC1K1201*	2740	2740	2740	-	LP1K1201**	4560	-	-
	1NO	LC1K1210*	2740	2740	2740	3300	LP1K1210**	4560	5515	-
7.5	1NC	LC1K1601*	3240	3240	3240	-	-	-	-	-
	1NO	LC1K1610*	3240	3240	3240	-	-	-	-	-

For other coil voltage ratings contactors, please contact Customer Care.

* Reference to be completed by adding coil voltage code

(5) For low consumption offer, please contact Customer Care

Reversing Contactors - K Model



- Conformance to IEC, UL, CSA, CE
- Current Rating : 6A to 16A, AC-3 duty
- 1NO or 1NC inbuilt auxiliary contact
- Available in 3P & 4P version
- Available with AC(50/60Hz Dual frequency), DC & DC low consumption⁽⁶⁾ coil options

Motor Power kW at 380/415V	Auxiliary Contacts	AC Control Reference	Unit MRP [₹]	
			F7 (110V)	M7 (220V)
2.2	1 NC	LC2K0601*	7710	7710
	1 NO	LC2K0610*	7710	7710
4	1 NC	LC2K0901*	8230	8230
	1 NO	LC2K0910*	8230	8230
5.5	1 NC	LC2K1201*	8850	8850
	1 NO	LC2K1210*	8480	-
7.5	1 NO	LC2K1610*	9470	-

For other coil voltage ratings contactors, please contact Customer Care.

* Reference to be completed by adding coil voltage code

(6) For current rating and ref please contact Customer Care

For details on non standard references, technical parameters, accessories, compatibility, stockable and non stockable status please contact Customer Care

✓ NORMAL STOCK ITEMS

W.E.F. April 01st, 2026

TeSys Control

TeSys K

Accessories - K Model

Description	Mounting	Contacts	Reference	Unit MRP [₹]
Auxiliary contact block	Front	2NC	LA1KN02	1280
	Front	1NO + 1NC	LA1KN11 <input checked="" type="checkbox"/>	1170
	Front	2NO	LA1KN20	1280
	Front	4NC	LA1KN04	1970
	Front	1NO + 3NC	LA1KN13	1970
	Front	2NO + 2NC	LA1KN22 <input checked="" type="checkbox"/>	1970
	Front	3NO + 1NC	LA1KN31	1970
	Front	4NO	LA1KN40	1970

Description	Control Voltage	Range	Reference	Unit MRP [₹]
On Delay Electronic Timer	24..48 V AC/DC	1..30S	LA2KT2E	6445
	110..240 V AC	1..30S	LA2KT2U	6160

Description	Coil Voltage	Reference	Unit MRP [₹]
Surge Suppressor - RC Circuit	220..250V AC	LA4KA1U*	1690
Surge Suppressor - Varistor	130..250V AC/DC	LA4KE1UG*	1690
Surge Suppressor - Varistor	50..129V AC/DC	LA4KE1FC*	1690

* Lot size 5

(1) Front mounted with common point changeover contact

For details on non standard references, technical parameters, accessories, compatibility, stockable and non stockable status please contact Customer Care

NORMAL STOCK ITEMS

W.E.F. April 01st, 2026

TeSys Capacitor Duty Contactor

Capacitor Duty Contactor



Nominal Reactive Power 440V	Auxiliary Contacts	Reference	Unit MRP [₹]	
			M7 (220V)	F7 (110V)
LC1-D•K - with Damping Resistors & Block of Early Make poles				
12.5 kVar	1 NO + 2 NC	LC1DFK	7565	7565
16.7 kVar	1 NO + 2 NC	LC1DGK	10625	10625
21 kVar	1 NO + 2 NC	LC1DLK	11935	-
27 kVar	1 NO + 2 NC	LC1DMK	13090	13090
32 kVar	1 NO + 2 NC	LC1DPK	28520	28520
43 kVar	1 NO + 2 NC	LC1DTK	39290	39290
67 kVar	1 NO + 2 NC	LC1DWK12	44230	44230

For other coil voltage ratings contactors, please contact Customer Care.

* Reference to be completed by adding coil voltage code



Guide for the Design and Production of LV Power Factor Correction Cubicles

For complete information
on selection of capacitor
switching please refer to the
TeSys catalogue

For details on non standard references, technical parameters, accessories, compatibility, stockable and non stockable status please contact Customer Care

NORMAL STOCK ITEMS

W.E.F. April 01st, 2026

TeSys Control

TeSys Deca

The next-generation TeSys Deca series motor starters offer a reliable and robust solution for a faster machine time-to-market. It has a new modern look & feel and is designed to meet the requirements of Electro domestic applications. Ease of operation and reliability is guaranteed with the new multi-standard screws. Digital customer experience is enhanced with a QR embedded from product to packaging.

TeSys Deca Control Contactors (AC & DC Control)



- Conformance to IEC, UL, CSA
- 5 inbuilt auxiliary contacts, in just 2 variants
- Available with AC (50/60Hz Dual frequency), DC & DC low consumption coil options
- High Operating ambient temperature upto 60 Deg C
- Inbuilt surge suppressor for DC & DC low consumption

No of Poles	AC Control Reference	Unit MRP [₹]				DC Control Reference ⁽⁴⁾	Unit MRP [₹]		
		B7 (24V)	F7 (110V)	M7 (220V)	N7 (415V)		BD (24V)	FD (110V)	MD (220V)
3NO + 2NC	CAD32*	2735	2735	2735	2735	CAD32**	4100	3935	3935
5NO	CAD50*	2735	2735	2735	-	CAD50**	3935	3935	3935

No of Poles	DC low consumption Reference ^{(1) (2) (3)}	Unit MRP [₹]		
		BL (24V)	FL (110V)	ML (220V)
3NO + 2NC	CAD32***	5000	5895	8335
5NO	CAD50***	4915	-	-

For other coil voltage ratings contactors, please contact Customer Care.

* Reference to be completed by adding coil voltage code

(1) Compatible with PLC outputs

(2) Wide range coil (0.7...1.25Uc), suppressor fitted as standard

(3) 2 pole auxiliary block can be mounted

Power Contactors - Deca Model (3 Pole AC & DC Control)



- Conformance to IEC, UL, CSA
- Available with AC (50/60Hz Dual frequency), DC & DC low consumption coil options
- High Operating ambient temperature, no derating upto 60 Deg C
- Inbuilt 1NO + 1NC auxiliary contacts upto 150A
- High electrical and mechanical life
- Fuse-less Type 2 Co-ordination Charts available
- EverLink® terminal for 40, 50, 65 & 80A contactors
- Inbuilt surge suppressor in DC coil for 9-80A

AC-1 Rated Operational Current [Ie]	kW	AC-3 Duty			Auxiliary Contacts	AC Control Reference	Unit MRP [₹]		
		HP	A				M7 (220V)	N7 (415V)	F7 (110V)
25	4	5.5	9	1 NO + 1 NC	LC1D09*	2725	2725	2725	
25	5.5	7.5	12	1 NO + 1 NC	LC1D12*	3070	3070	3070	
32	9	12.5	18	1 NO + 1 NC	LC1D18*	3560	3560	3560	
40	11	15	25	1 NO + 1 NC	LC1D25*	4420	4420	4420	
50	15	20	32	1 NO + 1 NC	LC1D32*	8600	8600	8600	
50	18.5	25	38	1 NO + 1 NC	LC1D38*	12230	12230	12230	
60	22	30	40	1 NO + 1 NC	LC1D40A*	13085	13085	13085	
80	25	35	50	1 NO + 1 NC	LC1D50A*	16960	16960	16960	
80	37	50	65	1 NO + 1 NC	LC1D65A*	23535	23535	23535	
80	37	50	80	1 NO + 1 NC	LC1D80A	29420	29420	29420	
125	45	60	80	1 NO + 1 NC	LC1D80*	36370	36370	36370	
125	45	60	95	1 NO + 1 NC	LC1D95*	37885	37885	37885	

For other coil voltage ratings contactors, please contact Customer Care.

* Reference to be completed by adding coil voltage code

For details on non standard references, technical parameters, accessories, compatibility, stockable and non stockable status please contact Customer Care

NORMAL STOCK ITEMS

W.E.F. April 01st, 2026

TeSys Control

TeSys Deca

TeSys Deca Power Contactors (3 Pole DC Low Consumption)

Now available upto 80A with the TeSys Deca Advanced Low Consumption offer

AC-1 Rated Operational Current [Ie]	Motor Power (Long Life) AC3			Auxiliary Contacts	Reference	Unit MRP [₹] BL (24V)
	kW	HP	A			
25	4	5.5	9	1 NO + 1 NC	LC1D09**** ✓	4745
25	5.5	7.5	12	1 NO + 1 NC	LC1D12**** ✓	5315
32	9	12.5	18	1 NO + 1 NC	LC1D18**** ✓	8120
40	11	15	25	1 NO + 1 NC	LC1D25**** ✓	9890
50	15	20	32	1 NO + 1 NC	LC1D32**** ✓	16920

For other coil voltage ratings contactors, please contact Customer Care.

* Reference to be completed by adding coil voltage code

TeSys Deca Power Contactors (4 Pole AC & DC Control)



- Conformance to IEC, UL, CSA
- Available with AC (50/60Hz Dual frequency), DC & DC low consumption⁽¹⁾ coil options
- High Operating ambient temperature, no derating upto 60 deg C

[Ie] Rated Operational Current AC1	Poles Composition	AC control Reference	Unit MRP [₹] M7 (220V)	DC control Reference	Unit MRP [₹]		
					BD (24V)	FD (110V)	MD (220V)
20	4NO	-	-	LC1DT20**	5210	5210	5210
	2NO+2NC	-	-	LC1D098**	5670	5670	5670
25	4NO	-	-	LC1DT25**	6260	6260	6260
	2NO+2NC	-	-	LC1D128**	8170	8170	8170
32	4NO	-	-	LC1DT32**	6875	-	8245
	2NO+2NC	-	-	LC1D188**	9300	11130	9300
40	4NO	-	-	LC1DT40**	10780	10780	10780
	2NO+2NC	-	-	LC1D258**	14210	14210	14210
60	2NO+2NC	-	-	LP1D40008**	28355	33980	28355
80	2NO+2NC	-	-	LP1D65008**	38120	38120	-
125	4NO	-	-	LP1D80004**	41295	49475	-
	2NO+2NC	-	-	LP1D80008**	47640	57075	47640

Note: Please contact Customer Care for 4 Pole AC coil contactor details

For current rating and ref please contact Customer Care

For other coil voltage ratings contactors, please contact Customer Care.

* Reference to be completed by adding coil voltage code

For details on non standard references, technical parameters, accessories, compatibility, stockable and non stockable status please contact Customer Care

✓ NORMAL STOCK ITEMS

W.E.F. April 01st, 2026



TeSys Control Motor Switching Solutions with Fast and Reliable SNAP IN Connections up to 32 amp (AC-3/AC-3e)

Spring-type terminals are now upgraded to **SNAP IN** connections - delivering a more robust, reliable, and user-friendly solution!

TeSys Deca Power Contactors



It's so **QUICK**
as one second

- Up to 92% time saving compared with other connection technology

TeSys Deca Control Contactors



TeSys Deca Motor Contactors SNAP IN Type

LC1D	09	A*	CAD	32	A*
Power Contactor TeSys Deca series, 3P	AC-3/AC-3e Rating 09: 09 amp 12: 12 amp 18: 18 amp 25: 25 amp 32: 32 amp	Main Terminal 3: Spring ↓ Getting Replaced with A: SNAP IN NEW	Control Contactor TeSys Deca series	No. of Poles 32: 3NO+2NC 50: 5NO	Main Terminal 3: Spring ↓ Getting Replaced with A: SNAP IN NEW

Note: * Reference to be completed by adding coil voltage code
For coil voltage ratings contactors, please contact the respective sales representative

For price details, please contact the respective sales representative.

Simplicity with just 1 click for 1 second

It's so EASY as one hole, one pusher, one click.

- No special tool skills needed.
- No wiring tool needed regardless of flexible, solid or fine-stranded conductors



Simplicity It's so QUICK!

- Electrical connection under one second
- Up to 92% faster than traditional technologies

Simplicity It's so EASY!

- The world's first self-explanatory clamping technology. One hole, one pusher, one click.
- Solid and flexible wires with or without cable end can be connected without any tools.

Reliability It's so SECURE!

- Your peace of mind with every connection through, a clearly audible click and the pusher moves forwards.

Scalability READY-TO-ROBOT!

- The first contactor suitable for fully automatic mounting and wiring.

Scalability Comprehensive solution!

- Up to 32 amp (AC-3/AC-3e) motor switching solution thanks to extensive accessories



Reliability General benefits

- Each connection has a testing point for diagnostics
- Maintenance-free clamping technology
- One-handed unwiring




Reliability from install to maintain

It's so SECURE

- Clear indication by a sound and visual feedback as confirmation to the electricians

		
<p>Delivery status</p>	<p>Wiring</p>	<p>Clamping</p>
<p>The device is supplied with a preloaded spring. The switching status of the preloaded terminal point is indicated by the position of the pusher.</p>	<p>The stripped wire can be easily and securely inserted into the terminal point without any further preparation.</p>	<p>When the wire touches the ground contact of the clamping point is released and shoots the terminal. This changes the position of the pusher and a clear 'click' can be heard.</p>

Reliability benefits the whole customer journey

<p>Testing</p>	<p>Operation</p>	<p>Maintenance</p>
<p>⇓</p>	<p>⇓</p>	<p>⇓</p>
<p>Measuring point of each connection</p>	<p>Maintenance-free clamping technology</p>	<p>One-handed unwiring</p>
<p>Ideal for final acceptance tests as well as maintenance & service</p>  <p>Safety of Your Machines Depend on Smart Solutions</p>	<p>Robust against vibrations and shocks</p>  <p>Continuous pressure force</p>	<p>First reset all pushers. Then all wires can then be removed without using any force.</p> 



TeSys Deca Advanced

The Revolutionary Electronic Coil Contactor



Complete range in 4 frame sizes:

09-12-18A

25-32-38A

40-50-65-80A

115-150A **NEW**

-80%

Up to 80% less energy consumption than a traditional electromechanical motor starter

10X Reduction in references

Few set of references covering the complete voltage range for AC and DC

-35%

Small in size & high current handling capacity

PLC Compatible

Direct connection to a PLC without the need for an interposing relay

SEMIF47

High uptime thanks to wide band coil with high resistance to voltage surges/SEMIF47 conform




Scan to see TeSys Deca Advanced under voltage performance.

TeSys Control

Deca Advanced Contactors

Introduction



TeSys Deca Advanced contactors



9...18 A



25...38 A



40...80 A



115...150 A

Power & switch

- 3 or 4 power poles
- 9 to 150 A (AC-3/AC-3e)
- 25 to 200 A (AC-1)
- Embedded 1 NO + 1 NC auxiliary contacts
- Patent EverLink main power terminals ⁽¹⁾

Efficient design

- Low consumption coils
- High rating within compact size
- Ready for IE3/IE4 high efficiency motor

Remote control

- 24V DC ⁽²⁾, 24...60 V, 48...130 V 100...250 V, 200...500 V AC/DC coils
- PLC direct control available ⁽³⁾
- High resistance to voltage fluctuation
- Embedded surge suppressor

Standards & Certifications

- Multiple standards
- International certifications

⁽¹⁾ for LC1D40A...150A

⁽²⁾ BBE coil for LC1D40A...80A for PLC direct input

⁽³⁾ BNE coil for LC1D09...38, BBE coil for LC1D40 A...80A

TeSys Control

Deca Advanced Contactors

TeSys Deca Advanced Contactors



LC1

Contactor

TeSys Deca
Advanced
series, 3P

D

09

AC3 Rating

09: 09 A
12: 12 A
18: 18 A
25: 25 A
32: 32 A
38: 38 A
40: 40 A
50: 50 A
65: 65 A
80: 66 A
115: 115 A **NEW**
150: 150 A **NEW**

A(6)

Main Terminal

Blank: Screw
A: EverLink
+6: Lug

KUE

Coil voltage (AC/DC)

BBE⁽¹⁾: 24 V DC
BNE: 24...60 V AC/DC
EHE: 48...130 V AC/DC
KUE: 100...250 V AC/DC
LSE⁽²⁾: 200...500 V AC/DC

(1) BBE only for LC1D40A...D80A
(2) LSE only for LC1D115A...D150A

LC1

Contactor

TeSys Deca
Advanced
series, 4P

DT

200

AC3 Rating

60: 60 A
80: 80 A
200: 200 A **NEW**

A(6)

Main Terminal

A: EverLink
+6: Lug

KUE

Coil voltage (AC/DC)

BBE⁽³⁾: 24 V DC
BNE: 24...60 V AC/DC
EHE: 48...130 V AC/DC
KUE: 100...250 V AC/DC
LSE⁽⁴⁾: 200...500 V AC/DC

(3) BBE only for LC1DT60A...DT80A
(4) LSE only for LC1DT200A

TeSys Control

Deca Advanced Contactors

TeSys Deca Advanced Contactor (3 Pole AC/DC Universal Coil)



- Universal AC/DC coil from 24 - 250V
- Special low consumption offer from 40-80A
- Fuseless Type 2 Co-ordination charts available

The Revolutionary Electronic Coil Contactor

AC-1 Rated Operational Current [Ie]	AC3 Duty (Long Life)			Auxiliary Contacts	Reference	BBE (24V DC)	Unit MRP [₹]			
	kW	HP	A				BNE (24-60V AC/DC)	EHE (48-130V AC/DC)	KUE (100-250V AC/DC)	LSE (200-500V AC/DC)
25	4	5.5	9	1 NO + 1 NC	LC1D09	-	6200	7000	5640	-
25	5.5	7.5	12	1 NO + 1 NC	LC1D12	-	6200	5845	5845	-
32	9	12.5	18	1 NO + 1 NC	LC1D18	-	7710	7710	7980	-
40	11	15	25	1 NO + 1 NC	LC1D25	-	9205	-	9205	-
50	15	20	32	1 NO + 1 NC	LC1D32	-	18705	18705	18705	-
50	18.5	25	38	1 NO + 1 NC	LC1D38	-	20185	23975	20185	-
60	22	30	40	1 NO + 1 NC	LC1D40A	21865	21865	21865	21865	-
80	25	35	50	1 NO + 1 NC	LC1D50A	27440	27440	27440	27440	-
80	37	50	65	1 NO + 1 NC	LC1D65A	31120	31120	31120	31120	-
80	37	50	80	1 NO + 1 NC	LC1D80A	37770	37770	37770	37770	-
200	59	80	115*	1 NO + 1 NC	LC1D115A NEW	-	48530	49130	49415	51820
200	80	110	150*	1 NO + 1 NC	LC1D150A NEW	-	51605	53095	50455	54120

For other coil voltage ratings contactors, please contact Customer Care.

* Reference to be completed by adding coil voltage code

TeSys Deca Advanced Power Contactors (4 Pole AC & DC Control)

[Ie] Rated Operational Current AC-1	Poles Composition	Auxiliary Contacts	AC & DC Control Reference	BBE (24V DC)	Unit MRP [₹]			
					BNE (24-60V AC/DC)	EHE (48-130V AC/DC)	KUE (100-250V AC/DC)	LSE (200-500V AC/DC)
60	4NO	1NO + 1NC	LC1DT60A	21575	23000	23000	23000	-
80	4NO	1NO + 1NC	LC1DT80A	32185	33500	33500	32185	-
200	4NO	1NO + 1NC	LC1DT200A NEW	-	60365	64495	64035	67405

Coil Voltage Code

Type	Voltage	24-60V AC/DC	48-130V AC/DC	100-250V AC/DC	200-500V AC/DC
AC/DC*	LC1D09 - D38, LC1D40A - 80A, LC1DT60A - 80A	BNE	EHE	KUE	
	LC1D115A - 150A NEW	BNE	EHE	KUE	LSE
24V DC Low Consumption*	LC1D40A - 80A, LC1DT60A - 80A	BBE (24V DC only)	-	-	

For other coil voltage ratings contactors, please contact Customer Care.

* Reference to be completed by adding coil voltage code

For details on non standard references, technical parameters, accessories, compatibility, stockable and non stockable status please contact Customer Care

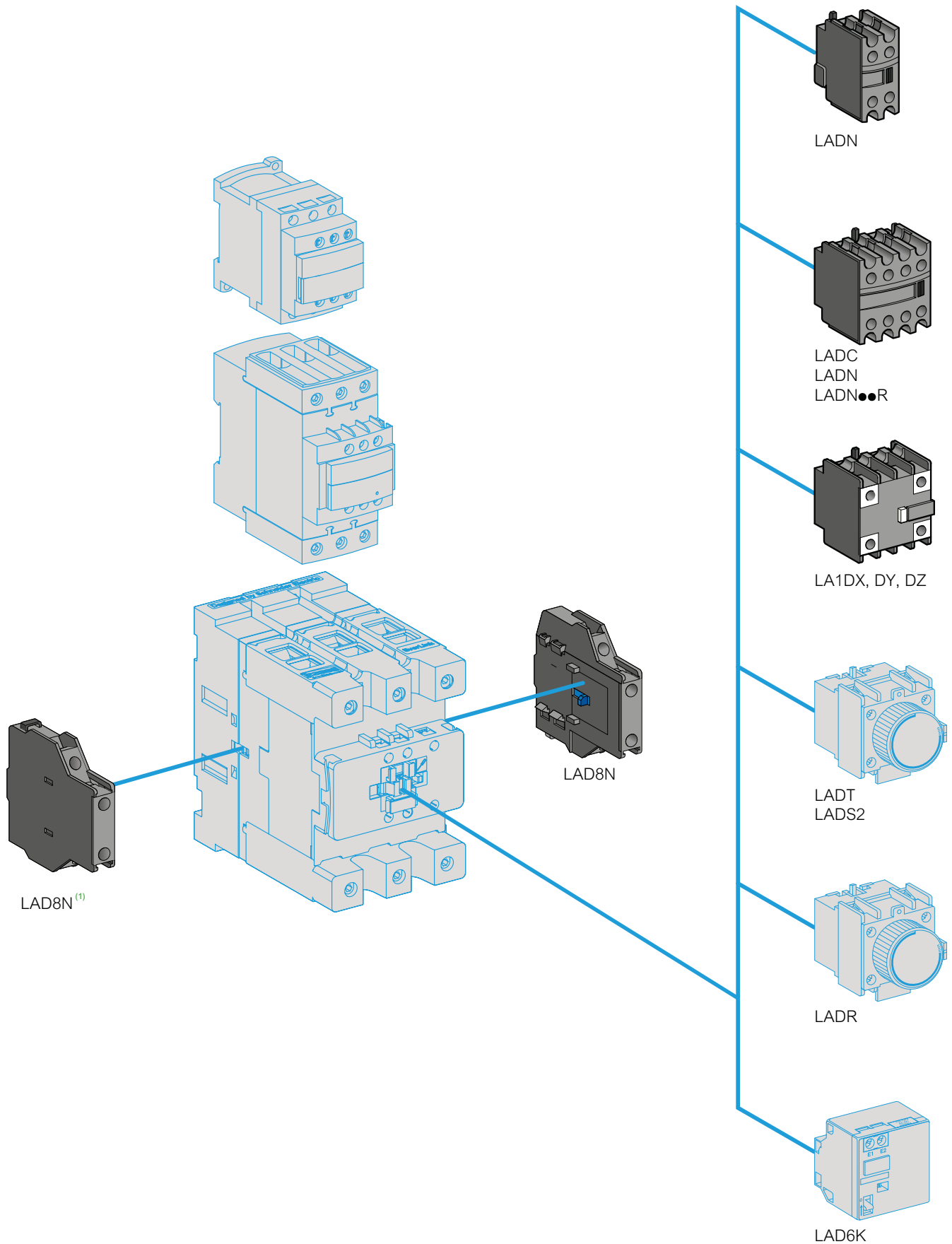
NORMAL STOCK ITEMS

W.E.F. April 01st, 2026

TeSys Control

Deca Advanced Contactors

Introduction



(1) No left side mounting on Deca Advanced contactors up to LC1D38.

TeSys Control

TeSys Deca

Description	For use with	Reference	Unit MRP [₹]
Power connection accessories			
Terminal block	For supply to one or more GV2 G busbar sets	GV1G09	3445
Set of 63A busbars for paralleling of contactors	2 contactors LC1D09...D18 or D25...D38	GV2G245	3380
	4 contactors LC1D09...D18 or D25...D38	GV2G445	5315
Set of 115A busbars for paralleling of contactors	2 contactors LC1D40A...D80A	GV3G264	6070
	3 contactors LC1D40A...D80A	GV3G364 ⁽¹⁾	3245
Set of S-shape busbars	For circuit breakers GV3P** & GV3L** and contactors LC1 D40A...D65A	GV3S	2430

**Not applicable for GV3P/GV3L 73A and 80A



GV2G245

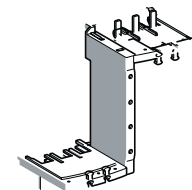


GV1G09

Description	For use with	Reference	Unit MRP [₹]
Mechanical interlock	LC1D09 to D38(1)	LAD9V2	1210
	LC1D40A to D65A(1)	LAD4CM	2460
	LC1D80 and D95 (for AC control voltage)	LA9D4002	5390
	LC1D80 and D95 (for DC control voltage)(2)	LA9D8002	8025

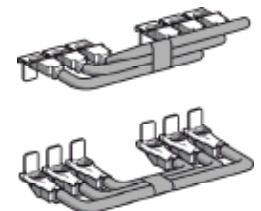
(1) With this set of busbars, any one contactor can be supplied directly by its EverLink® double cage power terminal block. The other two contactors are supplied by the busbar set. The 115A limitation is therefore applied to these two contactors.

(2) With electrical interlock



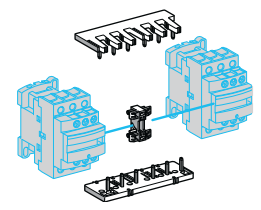
GV3S

Description	For use with	Reference	Unit MRP [₹]
Power Connection for Reversing			
Kit Comprising :	LC1D09 to D38	LAD9V5	1005
1. A set of parallel bars	LC1D09 to D38	LAD9V6	1260
2. A set of reverser bars.	LC1D40A to D80A	LA9D65A69	5230
	LC1D80 and D95 (for AC control voltage)	LA9D8069	11200
	LC1D80 and D95 (for DC control voltage)	LA9D8069	11200



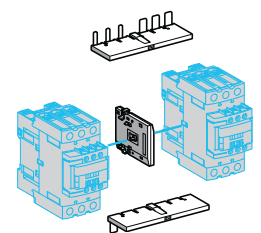
LA9 D8069

Description	For use with	Reference	Unit MRP [₹]
Reversing Kit			
Kit Comprising :			
1. A mechanical interlock LAD 9V2 with electrical interlocking LAD 9V1	LC1D09 to D38	LAD9R1V	2515
2. A set of power connections LAD 9V5 (parallel) and LAD 9V6 (reversing).			
Kit Comprising :			
1. A mechanical interlock LAD 9V2 without electrical interlocking	LC1D09 to D38	LAD9R1	2530
2. A set of power connections LAD 9V5 (parallel) and LAD 9V6 (reversing).			
Kit Comprising :			
1. A mechanical interlock LAD 4CM	LC1D40A to D80A	LAD9R3	5975
2. A set of power connections LA9 D65A69.			



LAD9R1

Description	For use with	Reference	Unit MRP [₹]
Star Delta Kit			
Time delay contact block LAD S2 (LC1D09...D80),	LC1D09 and D12	LAD91217	9450
Power circuit connections (LC1D09...D80),	LC1D18 to D32	LAD93217	12150
Hardware required for fixing the contactors onto the mounting plate (LC1D80)	LC1D40A and D50A	LAD9SD3	24550
	LC1D80	LA9D8017	27265



LAD9R3

Description	For use with	Reference	Unit MRP [₹]
EverLink® terminal block for independent mounting	LC1D40A to D80A	LAD96560	4555



LAD91217



LAD9SD3



LA9D8017



LAD96560

For details on non standard references, technical parameters, accessories, compatibility, stockable and non stockable status please contact Customer Care

✓ NORMAL STOCK ITEMS

W.E.F. April 01st, 2026

TeSys Control

TeSys Deca

Description	Time Delay Range	Timer Type	Reference	Unit MRP [₹]
On delay timer ^{(1) (2)}	15...30 s	on delay	LA4DT2U	9195
On delay timer ^{(1) (2)}	0.1...2 s	on delay	LA4DT0U	9195
On delay timer ^{(1) (2)}	25...500 s	on delay	LA4DFB	8465
Relay interface module - 24V DC ^{(1) (2)}	-	-	LA4DT4U	10295

(1) For LC1 D09...38A (3P, AC coils only) add mounting adaptor LAD4BB and for LC1 D40A...65A (3P, AC coils only), add mounting adaptor LAD4BB3.

(2) For LC1D80...150 (3P), direct mounting, for 100-250V AC Coils only.

Description	For use with	Reference	Unit MRP [₹]			
			B (24V) (AC/DC)	E (42/48V) (AC/DC)	F (110/127V) (AC/DC)	M (220/240V) (AC/DC)
TeSys Deca Model Mechanical Latch Blocks						
Front, Clip-on	LC1D09...D38 (a or c) LC1DT20...DT40 (a or c) LC1D40A...D65A (3P a or c) LC1DT60A and DT80A (4P a or c)	LAD6K10*	11045	11045	11045	11045
	LC1D80...D150 (3P a) LC1D80 and D115 (3 P c) LC1D80 (4 P a) LC1D80 and D115 (4 P a) LP1D80 and LC1D115 (4 P c)	LA6DK20*	11525	12935	12935	11525

* Reference to be completed by adding coil voltage code and recommended to check availability with Customer Care team

Spare Coils TeSys Deca Model

Product Compatibility	Reference
AC Coils	
CAD, LC1-D09...D38, DT20..40	LXD1*
LC1D40A, D50A, D65A & LC1DT60A, DT80A	LXD3*
D80 & D95 (3P & 4P)	LX1D6*
LC1-D115, D150	LX1D8*
DC Coils	
LC1-D80-D95	LX4D7**
LC1-D115, D150	LX4D8**

* Reference to be completed by adding coil voltage code and recommended to check availability with Customer Care team

Coil Voltage Code

Type	Voltage (V)	24	110	220	415
AC*	CAD, LC1-D09...D38, DT20..40, LC1 - D150, LC1D40A, D50A, D65A & LC1DT60A, DT80A, LC1D150 LC1D80, D95, D115	B7	F7	M7	N7

For details on non standard references, technical parameters, accessories, compatibility, stockable and non stockable status please contact Customer Care

NORMAL STOCK ITEMS

W.E.F. April 01st, 2026

Accessories

Description	For use With	Contacts	Reference	Unit MRP [₹]	
Add On Blocks					
Additional instantaneous auxiliary contact blocks	LC1D09 ...LC1D150*	Front Mounted 1NO + 1NC	LADN11	810	
		Front Mounted 2NO	LADN20 ✓	900	
		Front Mounted 2NC	LADN02	900	
		Front Mounted 2NO + 2NC	LADN22 ✓	1475	
		Front Mounted 4NC	LADN04	2160	
		Front Mounted 4NO	LADN40 ✓	1475	
		Front Mounted 1NO + 3NC	LADN13	1475	
		Front Mounted 3NO + 1NC	LADN31 ✓	1475	
		LC1D80..LC1D95	Front Mounted 1NO	LADN10	900
			Front Mounted 1NC	LADN01	900

Description	Contacts	Reference	Unit MRP [₹]
Add On Blocks			
Additional instantaneous auxiliary contact blocks	Side Mounted ⁽¹⁾ 1NO + 1NC	LAD8N11	3105
	Side Mounted ⁽¹⁾ 2NO	LAD8N20	3105
Pneumatic timer blocks front mounted	ON delay 1NO + 1NC 0.1..3s	LADT0	5845
	ON delay 1NO + 1NC 0.1..30s	LADT2	5845
	ON delay 1NO + 1NC 10..180s	LADT4	5845
	ON delay 1NO + 1NC 1..30s (2)	LADS2 ✓	6230
	OFF delay 1NO + 1NC 0.1 ..3s	LADR0	5845
	OFF delay 1NO + 1NC 0.1 ..30s	LADR2 ✓	5845
	OFF delay 1NO + 1NC 10..180s	LADR4	5845

(1) Suitable for mounting on TeSys Deca range AC Coil Contactors and Control Relays only

(2) With Switching time of 40 ms between opening of the NC contact and closing of the NO contact recommended for Star - Delta Starters

Accessories compatibility

Contactors		Instantaneous Auxiliary Contacts						Time delay Front Mounted
Type	Number of Poles and Size	Side mounted		Front mounted				
				1 contact	2 contact	4 contacts		
AC & AC/DC	3P LC1D09...D38	1 on LH side	and	-	1	or 1	or 1	
AC & AC/DC	3P LC1D40A...D80A	1 on LH or 1 on RH side	and	-	1	or 1	or 1	
AC & AC/DC	3P LC1D80 and D95A (50/60 Hz)	1 on each side	or	2	and 1	or 1	or 1	
AC & AC/DC	3P LC1D80 and D95A (50 or 60 Hz)	1 on each side	and	2	and 2	or 1	or 1	
AC & AC/DC	3P LC1D115 and D150	1 on LH side	and	-	1	or 1	or 1	
AC & AC/DC	4P LC1DT20...DT40	1 on LH side	and	-	1	or 1	or 1	
AC & AC/DC	4P LC1DT60A and DT80A	1 on LH or 1 on RH side	and	-	1	or 1	or 1	
AC & AC/DC	4P LC1D40008, D65008 and D80	1 on each side	or	1	or 1	or 1	or 1	
AC & AC/DC	4P LC1D115	1 on each side	and	1	or 1	or 1	or 1	
DC	3P LC1D09...D38	-		-	1	or 1	or 1	
DC	3P LC1D40A...D80A	-		-	1	or 1	or 1	
DC	3P LC1D80 and D95	-		1	or 1	or 1	or 1	
DC	3P LC1D115 and D150	1 on LH side	and	-	1	or 1	or 1	
DC	4P LC1DT20...DT40	-		-	1	or 1	or 1	
DC	4P LC1DT60A and DT80A	-		-	1	or 1	or 1	
DC	4P LC1D40008, D65008 and D80	-		2	and 1	or 1	or 1	
DC	4P LC1D115	1 on each side		-	and 1	or 1	or 1	
LC ⁽³⁾	3P LC1D09...D38	-		-	1	-	-	
LC ⁽³⁾	3P LC1DT20...DT40	-		-	1	-	-	

(3) LC : Low consumption

For details on non standard references, technical parameters, accessories, compatibility, stockable and non stockable status please contact Customer Care

✓ NORMAL STOCK ITEMS

W.E.F. April 01st, 2026

Accessories

Product Compatibility	Fixing	Control Circuit Voltage	Suppressor Type	Reference	Unit MRP [₹]
Coil Suppressor Modules					
LC1D12...D25 (4P)	Screw	110...240V AC	RC Circuit AC	LA4DA1U	2835
	Screw	12...250V DC	Diode DC	LA4DC1U	3175
LC1D09...D38, LC2D09...D38, LC1DT20...DT40, LC2DT20...DT40 (3P)	Screw	24...48V AC	Varistor AC/DC	LAD4VE	2750
	Screw	24...48V AC 400Hz	RC Circuit AC	LAD4RCE	2750
	Screw	50...127V AC 200Hz	RC Circuit AC	LAD4RCG	2480
CAD	Screw	110...240V AC 100Hz	RC Circuit AC	LAD4RCU <input checked="" type="checkbox"/>	2750
	Screw	110...250V AC	Varistor AC/DC	LAD4VU	2750
LC1D80, LC1D95, LC2D80, LC2D95 (3P) LC2D80 (4P), LC1D40008, LC1D65008	Screw	24...250V DC	Diode DC	LA4DC3U	2835
	Screw	110...250V AC	Varistor AC/DC	LA4DE2U	2710
	Screw	24...48V AC 400Hz	RC Circuit AC	LA4DA2E	2710
	Screw	50...127V AC 200Hz	RC Circuit AC	LA4DA2G	4275
	Screw	110...240V AC 100Hz	RC Circuit AC	LA4DA2U	2835
	Screw	380...415V AC 150Hz	RC Circuit AC	LA4DA2N	4275
	Screw	24...48V DC	Varistor AC/DC	LA4DE3E	2835

For details on non standard references, technical parameters, accessories, compatibility, stockable and non stockable status please contact Customer Care

NORMAL STOCK ITEMS

W.E.F. April 01st, 2026

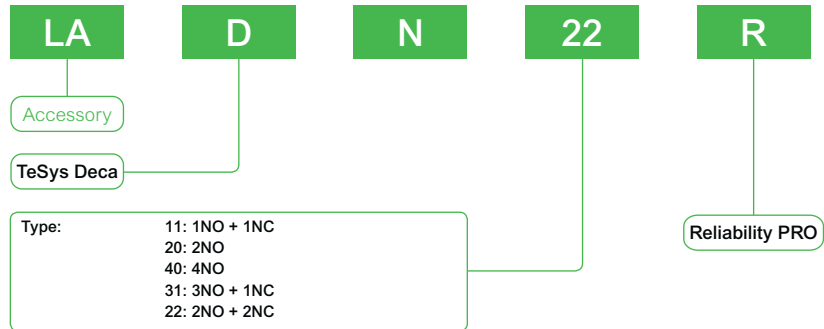
TeSys Control

TeSys Deca

Accessories

TeSys Deca auxiliary contact blocks for use in harsh industrial environment

Product references:
coding principle



Note: There are differences in NO/NC position between LADN••R and LADN••. Please refer to page A1/42 for wiring diagram details. This auxiliary module only supports the installation on contactors with standard power consumption.

Product core values

Dustproof, Ultra-fine grain silver contacts, Improved Reliability, 17 V/1 mA

New upgrade, with innovative design



20% stability increased on contacts
Improves contact reliability between mobile and static contacts



Fully sealed design benefits on reduced dust access
Comprehensive blocking of dust and external pollution

5X granularity refinement on silver alloy
Innovative binary alloy refinement process provides precise conduction for each operation

10⁻⁸ level on reliability 
Capacity 17 V/1 mA

Target industries and applications

- For elevator, textile machinery and other harsh industrial applications
- For low voltage and low current high sensitive applications

Product variants:



LADN11R



LADN20R



LADN22R



LADN31R



LADN40R

LADN••R for harsh environment 17 V/1 mA

Description	Reference	Unit MRP [₹]
Auxiliary module 1NO + 1NC, screw terminals	LADN11R	1315
Auxiliary module 2NO, screw terminals	LADN20R	1330
Auxiliary module 2NO + 2NC, screw terminals	LADN22R	1570
Auxiliary module 3NO + 1NC, screw terminals	LADN31R	1570
Auxiliary module 4NO, screw terminals	LADN40R	1590

For details on non standard references, technical parameters, accessories, compatibility, stockable and non stockable status please contact Customer Care

NORMAL STOCK ITEMS

W.E.F. April 01st, 2026

TeSys Control

TeSys Deca

Modular marking system simplifies identification of standard contactors in the control panel to enhance visibility of the safety chain

Simple, customisable modular marking system

Standard TeSys Deca contactors

Easy-to-attach covers:



Auxiliary blocks with safety chain identification also available for more contact points:



Flexibility to customise contactors included in the safety chain during panel building



Simpler and faster maintenance with 100% visibility



Safety covers and auxiliary blocks prevent screwdriver contact with poles

Standard TeSys Ultra motor starters

Translucent labels to identify safety-chain devices:



Complete safety-chain identification system

TeSys Deca range

Retrofit contactor safety covers



LAD9ET1S
9A upto 65A



LAD9ET3S
80A to 95A



LAD9ET4S
110A to 150A



LADN22S
2NO + 2NC

Also available for CAD32/CAD50

TeSys Ultra range

Retrofit identification label



LU9ET1S

Built in Safety

TeSys Ultra motor starters are certified according to IEC 60947-4-1 for safety applications thanks to integrated mirror contact

Description	For use with	Reference	Unit MRP [₹]
Red Cover (For safety chain indication)	LC1D09...D65A and DT20 .. DT80A	LAD9ET1S	1160
Auxiliary Contact block with red front face- for safety chain indication	2NO + 2NC	LADN22S	1660

For details on non standard references, technical parameters, accessories, compatibility, stockable and non stockable status please contact Customer Care

NORMAL STOCK ITEMS

W.E.F. April 01st, 2026



TeSys Giga - Future Ready

A New Generation Series with Digital Innovation

TeSys Giga is new range of high-power contactors that supports industry requirements with process performance monitoring through data networks and online expert services.

Optimized Predictive Maintenance through-

- Continuous local and remote monitoring of contact wear
- Replaceable contacts (when necessary), facilitated by diagnostic visual indicator.

Unique Design-

- Innovative design and feature with compact size
- Ergonomic design & Flexibility in connections.
- Embedded auxiliary contact blocks
- Wideband electronic coils



TeSys Control

TeSys Giga

TeSys Giga High Power Contactors

Both "Standard" & "Advanced" versions available in 3 sizes, covering several ratings



Standard Version

Power & control

- 3 or 4 power poles
- 115 to 800A (AC-3)
- 200 to 1050A (AC-1)
- Embedded 1 NO + 1 NC auxiliary contacts
- Push-in type terminals for coils & control

Remote control

- 48-130V, 100-250V AC/DC coils
- Wide voltage range coils (direct coil control)
- Embedded surge-suppressor

Diagnostic

- Embedded wear diagnostic
- Embedded control voltages diagnostic
- Self diagnosis function
- Local alarm signaling (LED)



Advanced Version

Advanced diagnostic features along with standard version -

Diagnostic


- Remote wear diagnostic signaling kit (accessory)

Mounting

- Cable memory' adapter enables maintenance without removing power cables and busbar connections.

Remote control

- 24-48 V, 200-500 V AC/DC coils
- Digital control input (PLC output digital coil control)



TeSys Control

TeSys Giga

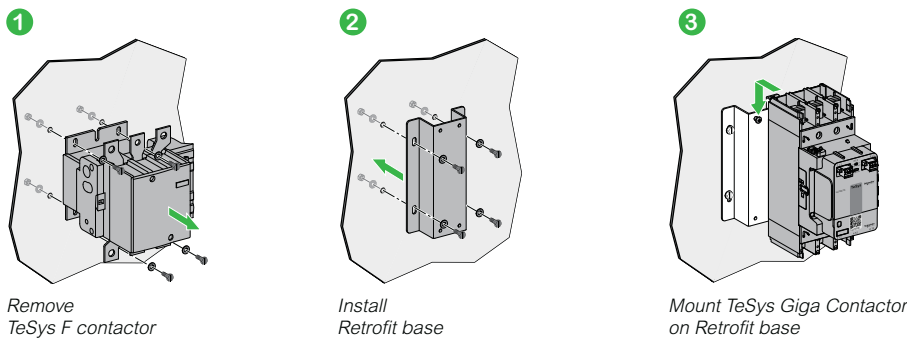
Quick & Easy Replacement of 3P TeSys F with TeSys Giga Contactors with Retrofit Bases



Description	Reference	Unit MRP [₹]
Substitutes LC1F115-225 with LC1G115-225	LA9GRFB1	8140
Substitutes LC1F265-500 with LC1G265-500	LA9GRFB2	9325
Substitutes LC1F630-800 with LC1G630-800	LA9GRFB3	18025



- Suitable for **3 pole contactors only**
- The bases come in two frame sizes.
- Upgrade your system with the new range of contactors in just 3 simple steps:



TeSys Giga Power Contactors (3 Pole AC/DC)

[le] Rated Operational Current AC-1	Motor Power (Long Life) AC-3		Standard version Reference	Unit MRP [₹]	
	kW (@415V)	A		EHEN (48-130 V)	KUEN (100-250 V)
250	55	115	LC1G115****	42975	44445
275	75	150	LC1G150****	56685	56685
305	90	185	LC1G185****	70245	70245
330	110	225	LC1G225****	75590	75590
385	132	265	LC1G265****	92910	92910
440	160	330	LC1G330****	112345	112345
550	200	400	LC1G400****	135785	135785
700	250	500	LC1G500****	188365	188365
1050	375	630	LC1G630****	290890	290890
1050	450	800	LC1G800****	353355	353355

TeSys Giga Power Contactors (4 Pole AC/DC)

[le] Rated Operational Current AC-1	Power Pole Composition	Standard version Reference	Unit MRP [₹]	
			EHEN (48-130 V)	KUEN (100-250 V)
250	4 NO	LC1G1154****	73110	73110
275	4 NO	LC1G1504****	86985	86985
305	4 NO	LC1G1854****	108690	108690
330	4 NO	LC1G2254****	127675	127675
385	4 NO	LC1G2654****	142745	142745
440	4 NO	LC1G3304****	166120	166120
550	4 NO	LC1G4004****	206450	206450
700	4 NO	LC1G5004****	304250	304250
1050	4 NO	LC1G6304****	349875	349875
1050	4 NO	LC1G8004****	419845	419845

Note:

For ordering advanced version replace **N** with **A** in reference as EHEN/KUEN → EHEA/KUEA respectively.

Example: LC1G1154 EHEN → LC1G1154 EHEA.

For other coil voltage ratings contactors, please contact Customer Care.

* Reference to be completed by adding coil voltage code

For details on non standard references, technical parameters, accessories, compatibility, stockable and non stockable status please contact Customer Care

☑ NORMAL STOCK ITEMS

W.E.F. April 01st, 2026

TeSys Control

TeSys Giga

Giga High power contactors – Power wiring accessories

Product references

Power Terminals

Spreader Kits



Description	Suitable for	Compatible with Contactors	Increase of Pole Pitch	Quantity Set of	Reference	Unit MRP [₹]
Spreader kits	3P	LC1G115...LC1G225	35 to 45 mm	3	LA9G3611	7690
	3P	LC1G265...LC1G500	45 to 70 mm	3	LA9G3612	7690
	4P	LC1G115...LC1G225	35 to 45 mm	4	LA9G4611	9615
	4P	LC1G265...LC1G500	45 to 70 mm	4	LA9G4612	9615

Terminal extensions for larger power connections



Description	Suitable for	Compatible with Contactors	Power Connection Size	Quantity Set of	Reference	Unit MRP [₹]
Terminal connections	3P	LC1G400...LC1G500	50 mm width	3	LA9G3613	9615
	3P	LC1G630...LC1G800	80 mm width	3	LA9G3614	51275
	4P	LC1G400...LC1G500	50 mm width	4	LA9G4613	11535
	4P	LC1G630...LC1G800	80 mm width	4	LA9G4614	75180

Power Terminal Accessories

Phase Separators



Description	Suitable for	Compatible with Contactors	Quantity Set of	Reference	Unit MRP [₹]
Phase separators ⁽¹⁾	3P	LC1G115...LC1G800	2	LA9G3801	1920
	4P	LC1G115...LC1G800	3	LA9G4801	2400
	3P – with 50/80 mm spreaders	LC1G400...LC1G800	2	LA9G3803 ⁽²⁾	1935
	4P – with 50/80 mm spreaders	LC1G400...LC1G800	3	LA9G4803 ⁽³⁾	2400

(1) Either phase separators or terminal shrouds can only be mounted. Phase separators or terminal shrouds are mandatory for operational voltage, $U_e \geq 690$ V.

(2) To be used with LA9G3613 and LA9G3614.

(3) To be used with LA9G4613 and LA9G4614.

For details on non standard references, technical parameters, accessories, compatibility, stockable and non stockable status please contact Customer Care

NORMAL STOCK ITEMS

W.E.F. April 01st, 2026

TeSys Control

TeSys Giga

Accessories

Description	Terminal Type	Position	Contacts	Reference	Unit MRP [₹]
Add On Blocks	Push In				
	1st left or 1st right	Side Mounted ⁽¹⁾	1 NO+1NC	LAG8N113P	2065
Auxillary contact module	1st left or 1st right	Side Mounted	2 NO	LAG8N203P	2665
	2nd left or right	Side Mounted	1 NO+1NC	LAG8N113	2065
	2nd left or right	Side Mounted	2 NO	LAG8N203	2665

(1) Always supplied with TeSys Giga LC1G contactors, fitted to the right side lateral face.

Accessories

For Use With Contactor	Reference	Unit MRP [₹]
Mechanical interlock between contactors ⁽¹⁾		
Between Identical contactor frames	LA9G970	3745
Between LC1G(265-500) and LC1G(185-225)	LA9G971	3745
LC1G630 to LC1G800 and LC1G265 to LC1G500	LA9G972	On Request*

(1) Maximum 3 auxillary contacts can be installed between 2 contactors with mechanical interlock kit.

Spare Control Module



- Wide band electronic control
- 24 V...500 V 50/60 Hz or DC control input
- Advanced and standard versions
- Accessible from the front for easy and quick replacement

Pole Composition	Control modules for Standard contactors	Reference	Unit MRP [₹]	
			EHEN (48-130V)	KUEN (100-250V)
3-Pole	LC1G115...LC1G225	LX1G3Q*	On Request	On Request
3-Pole	LC1G265...LC1G330	LX1G3R*	On Request	On Request
3-Pole	LC1G400...LC1G500	LX1G3S*	On Request	On Request
3-Pole	LC1G630...LC1G800	LX1G3T*	On Request	On Request
4-Pole	LC1G115...LC1G225	LX1G3Q*	On Request	On Request
4-Pole	LC1G265...LC1G330	LX1G3R*	On Request	On Request
4-Pole	LC1G400...LC1G500	LX1G3S*	On Request	On Request
4-Pole	LC1G630...LC1G800	LX1G3T*	On Request	On Request

For other coil voltage ratings regarding above, please contact Schneider Electric customer care.

* Reference to be completed by adding coil voltage code

For details on non standard references, technical parameters, accessories, compatibility, stockable and non stockable status please contact Customer Care

NORMAL STOCK ITEMS

W.E.F. April 01st, 2026

TeSys Protection Range

TeSys has the most rugged and reliable solution to manage motors

Please find a quick range overview below

	TeSys Power	TeSys Protect			TeSys Active		
Feature	Motor Protection Circuit Breakers	Overload Relays	Multi function Relays		TeSys Ultra	TeSys Tera	TeSys Island
TeSys Range of Products	GV2P, GV4P GV3P, GV2ME	LR2K, LRD, LR9D, LR9F	LR9G	EOCR			
	 GV2P GV3P GV2ME	 LR2K LR9D LRD LR9F	 LR9G	 EOCR	 TeSys Ultra	 TeSys Tera	 TeSys Island
Short circuit							
Causes of overheating							
Slight overload							
Locked rotor							
Ventilation fault With probes							With Probes
Abnormal temperature rise							With Probes
Shaft bearing seizure							
Insulation fault				With CBCT			
Long starting time Adjustable				Adjustable	Adjustable		Adjustable
Heavy duty		LR9D only					
Voltage variation (Derived)							
Causes of phase variation							
Phase reversal							
Phase losses							
Phase imbalance							
Earth fault							
Historic fault, Pre-Alarming			Possible Pre alarm				



Protection Relays for Motor Safety

Providing motor safety tailored to your needs



TeSys Protect

TeSys K, TeSys Deca, TeSys F, TeSys Giga

Thermal Overload Relays - TeSys K Series (Direct Mounting)



- Conformance to IEC, UL, CSA, CE
- Range : 0.1A to 16A
- Direct & Independent mounting
- Trip class 10A

Thermal Protection Adjustment	For Use With	For Use With	Unit MRP [₹]
0.11...0.16		LR2K0301	3605
0.16...0.23		LR2K0302	3605
0.23...0.36		LR2K0303	3605
0.36...0.54		LR2K0304	3605
0.54...0.8		LR2K0305	3605
0.8...1.2		LR2K0306	3605
1.2...1.8	LC1K, LP1K, LP4K, LP2K, LC2K	LR2K0307	3605
1.8...2.6		LR2K0308	3605
2.6...3.7		LR2K0310	3605
3.7...5.5		LR2K0312	3605
5.5...8		LR2K0314	3605
8...11.5		LR2K0316	3605
10...14		LR2K0321	3730
12...16		LR2K0322	3730

*Note: Terminal Block for Clip-on Mounting LA7K0064

Thermal Overload Relays - TeSys Deca Series



- Conformance to IEC, UL, CSA
- Range : 0.1A to 104A
- Higher operating temperature
- Tripping class 10A & 20 available
- Direct mounting on contactor is possible upto 95A

Thermal Protection Adjustment Range	For Use With	Reference*	Unit MRP [₹]
LRD Model (Direct Mounting)			
0.1...0.16		LRD01	3665
0.16...0.25		LRD02	3665
0.25...0.4		LRD03	3665
0.4...0.63		LRD04	3665
0.63...1		LRD05 <input checked="" type="checkbox"/>	3665
1...1.6	GV2L03, LE03, LC1D09...LC1D38	LRD06 <input checked="" type="checkbox"/>	3665
1.6...2.5		LRD07 <input checked="" type="checkbox"/>	3665
2.5...4		LRD08 <input checked="" type="checkbox"/>	3665
4...6		LRD10 <input checked="" type="checkbox"/>	3665
5.5...8		LRD12 <input checked="" type="checkbox"/>	3665
7...10		LRD14 <input checked="" type="checkbox"/>	4110
9...13		LRD16 <input checked="" type="checkbox"/>	4110
12...18		LRD21 <input checked="" type="checkbox"/>	4230
16...24	GV2L22, LC1D25...D38	LRD22 <input checked="" type="checkbox"/>	4230
23...32	LC1D25...LC1D38, LC1D32	LRD32 <input checked="" type="checkbox"/>	6800
30...38	LC1D32, LC1D38	LRD35	6800
23...32	LC1D40A...D65a	LRD332	7535
23...32	LC1D80...LC1D95	LRD3353	7535
30...40	LC1D40A...D65a	LRD340	7535
30...40	LC1D80...LC1D95	LRD3355	7535
37...50	LC1D40A...D65a	LRD350 <input checked="" type="checkbox"/>	10330
37...50	LC1D80...LC1D95	LRD3357	12355
48...65	LC1D40A...D65a	LRD365	13250
62...80	LC1D80A	LRD380	13825
48...65	LC1D80...LC1D95	LRD3359	13250
63...80	LC1D80...LC1D95	LRD3363	14385
80...104	LC1D80, LC1D95	LRD3365	17755

Electronic Overload Relay - TeSys Deca Series



- Conformance to IEC, UL, CSA
- Range : 0.1A to 32A
- 5:1 Adjustment range
- High Operating Temperature
- Field selectable tripping class : 5,10, 20 & 30
- Type 1 & Type 2 Co-ordination chart available

Current Range	For Use With	Reference*	Unit MRP [₹]
0.1...0.5		LR9D01	16395
0.4...2.0	LC1D09 - 38A Direct Mounting	LR9D02	16830
1.6...8.0		LR9D08	16830
6.4...32		LR9D32	18840

*Note: For LR9D01 to LR9D32 - Terminal Block for Clip on Mounting LAD7B205.

Electronic Overload Relay - TeSys Giga Series



- Wide range of protection with only 4 references (28A to 630A)
- Switchable protection against ground fault and phase imbalance
- ON status and overload alarm signaling by LED
- Direct mounting of relay with contactors saving in panel space and installation time
- Selectable Trip class from 5E to class 30E to suit different application needs

Thermal Protection Adjustment Range	Reference	Unit MRP [₹]
28...115 A	LR9G115	29760
57...225 A	LR9G225	34720
125...500 A	LR9G500	40835
160...630 A	LR9G630*	on request

Separate Components for Relays

Description	For Use With	Reference	Unit MRP [₹]
Terminal block for clip-on mounting on 35 mm DIN Rail or screw fixing; for fixing centres	LRD01...35 & LR3D02...D35	LAD7B106	1715
	LRD33●●, LR3D33●●, LR2D35●●, LR3D35●●	LA7D3064	5415
EverLink® terminal block for independent mounting	LRD3●●, LRD3●●L & LR3D3●●	LAD96560	4555

*Note:

- The LRD relays can be used for AC or DC current up to 104A
- For long starting, Class 20 relays are available on request.
- Device for remote tripping and electrical reset is available on request.

For details on non standard references, technical parameters, accessories, compatibility, stockable and non stockable status please contact Customer Care

NORMAL STOCK ITEMS

W.E.F. April 01st, 2026



- Reduced downtime
- Quick restoration
- Operational Safety
- Power Quality management



Electronic Overcurrent Relays

Digital EOCR

Protection

- Over Current-Definite & Inverse Time
- Under Current
- Phase Loss
- Phase Reversal
- Stall
- Jam
- Imbalance
- Earth Fault*

Diagnostic

- Trip Cause
- Fault History-3 Faults (Cause & Current Value)

Measurement

- Load Current
- Ground Current*
- Running Hours
- Load Current Bar Graph
- i-THD (Current Harmonic Distortion)

Other Features

- Modbus Communication*
- 4-20 mA output for Motor Current*
- Pre-Alarm Contact
- Suitable for 1 Φ & 3 Φ Motors
- Suitable for Low Frequency VFD Operation (10-100Hz)
- Available with Type-2

Analog EOCR

Protection

- Over current
- Phase loss
- Locked rotor

Other Features

- Easy installation, with DIN Rail and Panel Mounting compatibility
- Trip cause display
- Manual/Electrical reset
- Testing Provision through Test Button
- Suitable for 1 Φ & 3 Φ Motors

* In selected models

se.com/in

TeSys Protect EOCR

Digital EOCR





Digital EOCR Without Communication Current Range=0.5A-80A Control Voltage=100VAC-220VAC*					
Description	Display	Bottom Hole		Window Hole	
		Reference	Unit MRP [₹]	Reference	Unit MRP [₹]
Without Ground Fault Protection	Inbuilt	3DM2-WRDUHZ	29895	3DM2-WRDUWZ	29895
	Extended**	FDM2-WRDUHZ	32330	FDM2-WRDUWZ	32330
GF Protection with external CT	Inbuilt	3MZ2-WRAUHZ	30295	3MZ2-WRAUWZ	30295
	Extended**	3MZ2-WRCUHZ	30295	3MZ2-WRCUWZ	30295
	Extended**	FMZ2-WRAUHZ	36380	FMZ2-WRAUWZ	36380
	Extended**	FMZ2-WRCUHZ	36380	FMZ2-WRCUWZ	36380
GF Protection with inbuilt CT	Inbuilt	3BZ2-WRAUHZ	43985		
	Extended**	3BZ2-WRCUHZ	43985		
	Extended**	FBZ2-WRAUHZ	44690		
	Extended**	FBZ2-WRCUHZ	44690		


Digital EOCR with Modbus Communication Current Range=0.5A-80A Control Voltage=100VAC-220VAC*					
Description	Display	Bottom Hole		Window Hole	
		Reference	Unit MRP [₹]	Reference	Unit MRP [₹]
Without Ground Fault Protection	Inbuilt	I3DM-WRDUHZ	48035	I3DM-WRDUWZ	48035
	Extended**	IFDM-WRDUHZ	48345	IFDM-WRDUWZ	48345
GF Protection with external CT	Inbuilt	I3MZ-WRAUHZ	51080	I3MZ-WRAUWZ	51080
	Extended**	I3MZ-WRCUHZ	51080	I3MZ-WRCUWZ	51080
	Extended**	IFMZ-WRAUHZ	57860	IFMZ-WRAUWZ	57860
	Extended**	IFMZ-WRCUHZ	57860	IFMZ-WRCUWZ	57860
GF Protection with inbuilt CT	Inbuilt	I3BZ-WRAUHZ	59190		
	Inbuilt	I3BZ-WRCUHZ	59190		
	Extended**	IFBZ-WRAUHZ	59500		
	Extended**	IFBZ-WRCUHZ	59500		

* Replace **U** with **B** in above reference for Control Voltage =24 V DC
 ** Cable need to be purchased separately
 Contact Customer Care for 4-20mA Output EOCR references & prices

EOCR Accessories

Cable for Extended Display			
Description	Reference	Unit MRP [₹]	
 CABLE-RJ45 1 Meter	CABLE-RJ45-001	3480	
CABLE-RJ45 3 Meter	CABLE-RJ45-003	4545	

ZCT - Ground Fault Protection			
Description	Reference	Unit MRP [₹]	
 ZCT 35 M/M	ZCT-035-Z	9560	
ZCT 80 M/M	ZCT-080-Z	12880	
ZCT 120 M/M	ZCT-120-Z	21185	

External CT for range extension up to 400A				
Current Range	CT Ratio	Reference	Unit MRP [₹]	
 100A	100:5	3CT-H1-100-Z	7610	
150A	150:5	3CT-HH-150-Z	9425	
200A	200:5	3CT-H2-200-Z	10495	
300A	300:5	3CT-H3-300-Z	10950	
400A	400:5	3CT-H4-400-Z	12880	

Spare Display		
Description	Reference	Unit MRP [₹]
EOCR-PDMZ Display	EOCR-PDMZ	14280

For details on non standard references, technical parameters, accessories, compatibility, stockable and non stockable status please contact Customer Care

NORMAL STOCK ITEMS

W.E.F. April 01st, 2026

TeSys Protect

Analog EOCR

EOCR SS

- Without Display



Analog EOCR without Display			
Current Range (A)	Control Voltage	Reference	Unit MRP [₹]
0.5-6	24-240V AC/DC	EOCRSS-05S	9475
0.5-6	380-440V AC	EOCRSS-05W	7760
3-30	24-240V AC/DC	EOCRSS-30S	9475
3-30	380-440V AC	EOCRSS-30W	7760
5-60	24-240V AC/DC	EOCRSS-60S	9475
5-60	380-440V AC	EOCRSS-60W	7760

Note: 2 SPST output contacts
For 60A or higher, combine 05T Type and an external CT (secondary 5A) for use

EOCR SSD

- With Display (Operating Current & Trip Cause)



Analog EOCR with Display			
Current Range (A)	Control Voltage	Reference	Unit MRP [₹]
0.5-6	24-240V AC/DC	EOCRSSD-05S	14170
0.5-6	380-440V AC	EOCRSSD-05W	17455
3-30	24-240V AC/DC	EOCRSSD-30S	14170
3-30	380-440V AC	EOCRSSD-30W	15125
10-60	24-240V AC/DC	EOCRSSD-60S	14170
10-60	380-440V AC	EOCRSSD-60W	15125

Note: 2 SPST output contacts
For 60A or higher, combine 05T Type and an external CT (secondary 5A) for use

For details on non standard references, technical parameters, accessories, compatibility, stockable and non stockable status please contact Customer Care

NORMAL STOCK ITEMS

W.E.F. April 01st, 2026



TeSys Power

Circuit breakers for motor protection and control

TeSys Deca and TeSys Giga Circuit Breakers provide compact, reliable and efficient solutions:

- Isolation
- Protection against short circuits and overloads
- Conforming to global standards.(IEC/EN/UL/CSA)



se.com/in/TeSys

TeSys Power

Circuit Breakers for Motor Protection

Magnetic Circuit Breaker



- Conformance to IEC 60947 -1,-2,-4
- Magnetic circuit breakers range from 0.1-80 Amps
- High Breaking capacity up to 100kA
- Wide range of accessories

Thermal Magnetic Circuit Breaker



- Conformance to IEC 60947 -1,-2,-4, conformity to International Standards - UL, CSA, CE
- Thermal magnetic circuit breakers range from 0.1-220 Amps
- High Breaking capacity up to 100kA
- Wide range of accessories
- S-shaped busbar for side-by-side connection with 40 - 65A Contactor

Breaking Capacity at 50Hz		Magnetic Protection Rating (A)	Reference	Unit MRP [₹]
690V	500V			

With Rocker Lever Control (Economy)*

100 kA	100 kA	0.4	GV2LE03	7740
		0.63	GV2LE04	7740
		1	GV2LE05	7740
		1.6	GV2LE06	7740
3 kA	100 kA	2.5	GV2LE07	7740
		4	GV2LE08	7740
3 kA	50 kA	6.3	GV2LE10	7740
	10 kA	10	GV2LE14	7740
3 kA	6 kA	14	GV2LE16	7740
		18	GV2LE20	8985
3 kA	4 kA	25	GV2LE22	8985
		32	GV2LE32	15270

With Rotary Handle Control*

100 kA	100 kA	0.4	GV2L03	8885
		0.63	GV2L04	8885
		1	GV2L05	8885
4 kA	100 kA	1.6	GV2L06	8885
		2.5	GV2L07	8885
		4	GV2L08	8885
		6.3	GV2L10	8885
4 kA	10 kA	10	GV2L14	8885
		14	GV2L16	8885
		18	GV2L20	8885
		25	GV2L22	8885
		32	GV2L32	8885
6 kA	12 kA	40	GV3L40	25170
		50	GV3L50	25760
		65	GV3L65	26325
		73	GV3L73	29760

Breaking Capacity at 415V 50Hz	Motor Power AC-3**		Thermal Protection Adjustment Range	Reference	Unit MRP [₹]
	kW	HP			

With Toggle Control

50 kA	75	101	150	C16N3MA150	On Request
	110	147	220	C25N3MA220	On Request
	160	214	320	C40N31M320	On Request
	200	268	500	C63N31M500	On Request

Breaking Capacity at 50Hz		Thermal Protection Adjustment Range	Reference	Unit MRP [₹]
690V	500V			

With Push Button Control (Economy)

100 kA	100 kA	0.1 - 0.16	GV2ME01	8175
		0.16 - 0.25	GV2ME02	8175
		0.25 - 0.40	GV2ME03	8175
		0.40 - 0.63	GV2ME04	8710
		0.63 - 1.0	GV2ME05	8710
3 kA	100 kA	1.0 - 1.6	GV2ME06	8895
		1.6 - 2.5	GV2ME07	8895
3 kA	100 kA	2.5 - 4	GV2ME08	9205
		4 - 6.3	GV2ME10	9205
3 kA	50 kA	6 - 10	GV2ME14	9205
	10 kA	9 - 14	GV2ME16	10310
3 kA	6 kA	13 - 18	GV2ME20	11105
		17 - 23	GV2ME21	11855
3 kA	4 kA	20 - 25	GV2ME22	11855
		24 - 32	GV2ME32	19205

With Rotary Handle Control

100 kA	100 kA	0.1 - 0.16	GV2P01	7930
		0.16 - 0.25	GV2P02	7930
		0.25 - 0.40	GV2P03	7930
		0.40 - 0.63	GV2P04	9090
		0.63 - 1.0	GV2P05	9090
8 kA	100 kA	1.0 - 1.6	GV2P06	9090
		1.6 - 2.5	GV2P07	9090
6 kA	100 kA	2.5 - 4	GV2P08	9375
	50 kA	4 - 6.3	GV2P10	9375
6 kA	42 kA	6 - 10	GV2P14	10005
		9 - 14	GV2P16	12280
4 kA	10 kA	13 - 18	GV2P20	14175
		17 - 23	GV2P21	14175
		20 - 25	GV2P22	14175
		24 - 32	GV2P32	23900

With Rotary Handle Control

6 kA	12 kA	30...40	GV3P40	27940
		37...50	GV3P50	34640
		48...65	GV3P65	35530
		62...73	GV3P73	36310
10 kA	50 kA	70...150	GV5P150H	65620
		100...220	GV5P220H	76545

It is recommended to check with Customer care team for selection, recommendation, and availability of stockable and non stockable references

☑ NORMAL STOCK ITEMS

W.E.F. April 01st, 2026



TeSys Power Motor Protection Solutions with Fast and Reliable SNAP IN Connections up to 15 kW



Spring-type terminals are now upgraded to **SNAP IN** connections
- delivering a more robust, reliable, and user-friendly solution!



It's so **QUICK** as one second

- Up to 92% time saving compared with other connection technology

TeSys Deca Motor Circuit Breakers SNAP IN Type

GV2ME

Range

01

AC-3/AC-3e Rating

01 : 0.1-0.16 amp	10 : 4-6.3 amp
02 : 0.16-0.25 amp	14 : 6-10 amp
03 : 0.25-0.40 amp	16 : 9-14 amp
04 : 0.40-0.63 amp	20 : 13-18 amp
05 : 0.63-1 amp	21 : 17-23 amp
06 : 1-1.6 amp	22 : 20-25 amp
07 : 1.6-2.5 amp	32 : 24-32 amp
08 : 2.5-4 amp	

A

Main Terminal

3: Spring

↓
Getting Replaced with

A: SNAP IN

NEW

For price details, please contact the respective sales representative.

Simplicity with just 1 click for 1 second

It's so **EASY** as one hole, one pusher, one click.

- No special tool skills needed.
- No wiring tool needed regardless of flexible, solid or fine-stranded conductors



Simplicity It's so QUICK!

- Electrical connection under one second
- Up to 92% faster than traditional technologies

Scalability READY-TO-ROBOT!

- The first motor circuit breaker suitable for fully automatic mounting and wiring.

Scalability Comprehensive solution!

- Up to 15 kW motor protection solution thanks to extensive accessories

Simplicity It's so EASY!


- The world's first self-explanatory clamping technology. One hole, one pusher, one click.
- Solid and flexible wires with or without cable end can be connected without any tools.

Reliability It's so SECURE!

- Your peace of mind with every connection through, a clearly audible click and the pusher moves forwards.

Reliability General benefits

- Each connection has a testing point for diagnostics
- Maintenance-free clamping technology
- One-handed unwiring



NEW




Reliability from install to maintain

It's so SECURE

- Clear indication by a sound and visual feedback as confirmation to the electricians

		
<p>Delivery status</p>	<p>Wiring</p>	<p>Clamping</p>
<p>The device is supplied with a preloaded spring. The switching status of the preloaded terminal point is indicated by the position of the pusher.</p>	<p>The stripped wire can be easily and securely inserted into the terminal point without any further preparation.</p>	<p>When the wire touches the ground contact of the terminal, the spring of the clamping point is released and shoots the terminal. This changes the position of the pusher and a clear 'click' can be heard.</p>

Reliability benefits the whole customer journey

<p>Testing</p>	<p>Operation</p>	<p>Maintenance</p>
<p>⇓</p>	<p>⇓</p>	<p>⇓</p>
<p>Measuring point of each connection</p>	<p>Maintenance-free clamping technology</p>	<p>One-handed unwiring</p>
<p>Ideal for final acceptance tests as well as maintenance & service</p>  <p>Safety of Your Machines Depend on Smart Solutions</p>	<p>Robust against vibrations and shocks</p>  <p>Continuous pressure force</p>	<p>First reset all pushers. Then all wires can then be removed without using any force.</p> 

TeSys Power

Circuit Breakers for Motor Protection

Accessories for Motor Circuit Breakers

Description	Reference	Unit MRP [₹]	
For GV2			
Front contact NO or NC ⁽¹⁾	GVAE1	1745	
Front contact NO + NC	GVAE11 <input checked="" type="checkbox"/>	2125	
	GVAE20	2350	
Side contact NO + NC	GVAN11 <input checked="" type="checkbox"/>	2565	
	GVAN20	2565	
Fault signalling contact + 1NO contact ⁽²⁾	GVAD1010 <input checked="" type="checkbox"/>	3345	
Fault signalling contact + 1NC contact ⁽²⁾	GVAD1001	3345	
Short circuit signalling contact block 1 C/O	GVAM11	3195	
Under voltage trip	110 ... 115V 50Hz	GVAU115	6785
	220 ... 240V 50Hz	GVAU225	6105
	380 ... 400V 50Hz	GVAU385	6105
Shunt trip	110 ... 115V 50Hz	GVAS115	6105
	220 ... 240V 50Hz	GVAS225	6105
	380 ... 400V 50Hz	GVAS385	6105
Additive limiter for increasing breaking capacity to 100kA for GV2ME and GV2P.	GV1L3	9845	
Connection block - GV2 with contactor LC1-D09...D38	GV2AF3	1195	
Connection block - LS1 D32 or GV2 with Contactor LC1-K or LP1-K	GV2AF01	1295	
Empty enclosure for GV2ME - plastic	GV2MP02	5740	
	GV2MC02	6305	

(1) Choice of NC or NO contact operation depending on which way round the reversible block is mounted.

(2) The GV-AD is always mounted next to the circuit breaker.

Busbars

Connection Pitch	No. of Tapoff Points	Reference	Unit MRP [₹]
For GV2			
45 mm	2	GV2G245	3380
	4	GV2G445	5315
54 mm	2	GV2G254	3060
	3	GV2G354	3425
	4	GV2G454	4295
72 mm	5	GV2G554	4655
	4	GV2G472	5265

Description	Reference	Unit MRP [₹]
Accessories for Busbars		
Terminal block - to supply one or more 3-pole busbar GV2	GV2G05	6595
Protective end covers for unused busbar outlets	GV1G10	1160
Terminal block for connection from top	GV1G09	3445

Accessories for Motor Circuit Breakers

Description	Reference	Unit MRP [₹]
For GV2-P/GV2-L		
External operator - IP54, Black	GV2APN01 <input checked="" type="checkbox"/>	6055
External operator - IP54, Yellow/Red	GV2APN02	11275
For GV3P/GV3L		
Auxiliary Contacts		
Front contact: 1 NO (fault) + 1NC (Auxiliary)	GVAED011	2205
Front contact: 1 NO (fault) + 1NO (Auxiliary)	GVAED101	2425
Busbar		
3-pole, 3 tap, 64 mm pitch	GV3G364	3245
S-shape bus bar	GV3S	2430
External Operator		
IP54, Black	GV3APN01	7300

Note: All other accessories are same as of GV2.

Busbars GV3G364 and GV3S are not compatible with GV3*73 and GV3*80.

Description	Operating Voltage	Reference	Unit MRP [₹]
For GV5 and GV6			
Clip-on connector - upto 150 A - 1.5..95 mm ²	-	GV7AC021	2125
Clip-on connector- upto 220 A - 1.5..185 mm ²	-	GV7AC022	2925
Front rotary handle	-	GV7AP01	15385
GV7AP GV7R - black handle ⁽²⁾	-	GV7AP01	15385
Terminal shields IP405 ⁽¹⁾	-	GV7AC01	5470

(1) Terminal shields cannot be used together with spreaders.

(2) For mounting direct rotary handle on enclosure door.

This accessory makes it possible to open the door if the device is closed and prevents the device from being closed if the door is open.

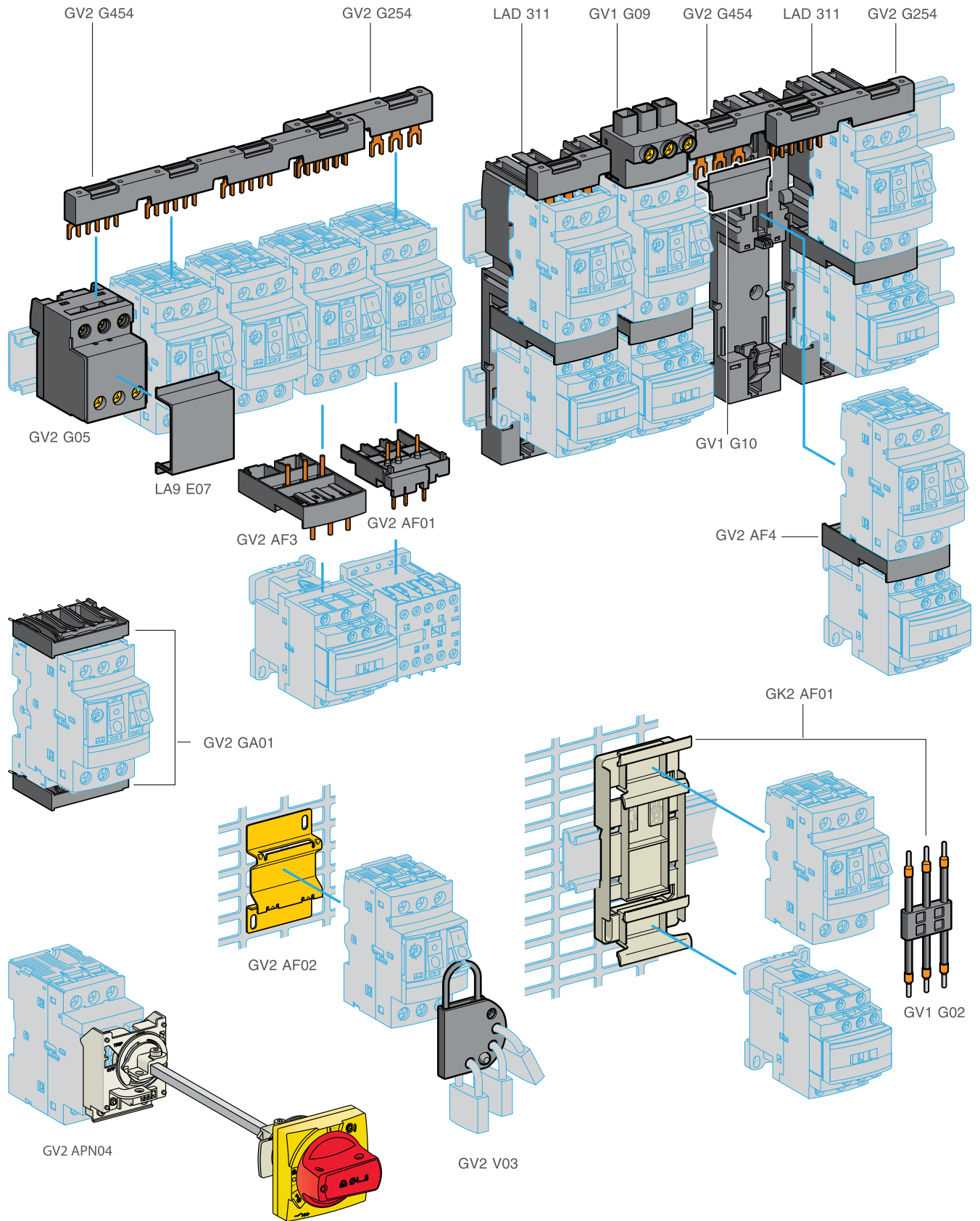
It is recommended to check with Customer care team for selection, recommendation, and availability of stockable and non stockable references

NORMAL STOCK ITEMS

W.E.F. April 01st, 2026

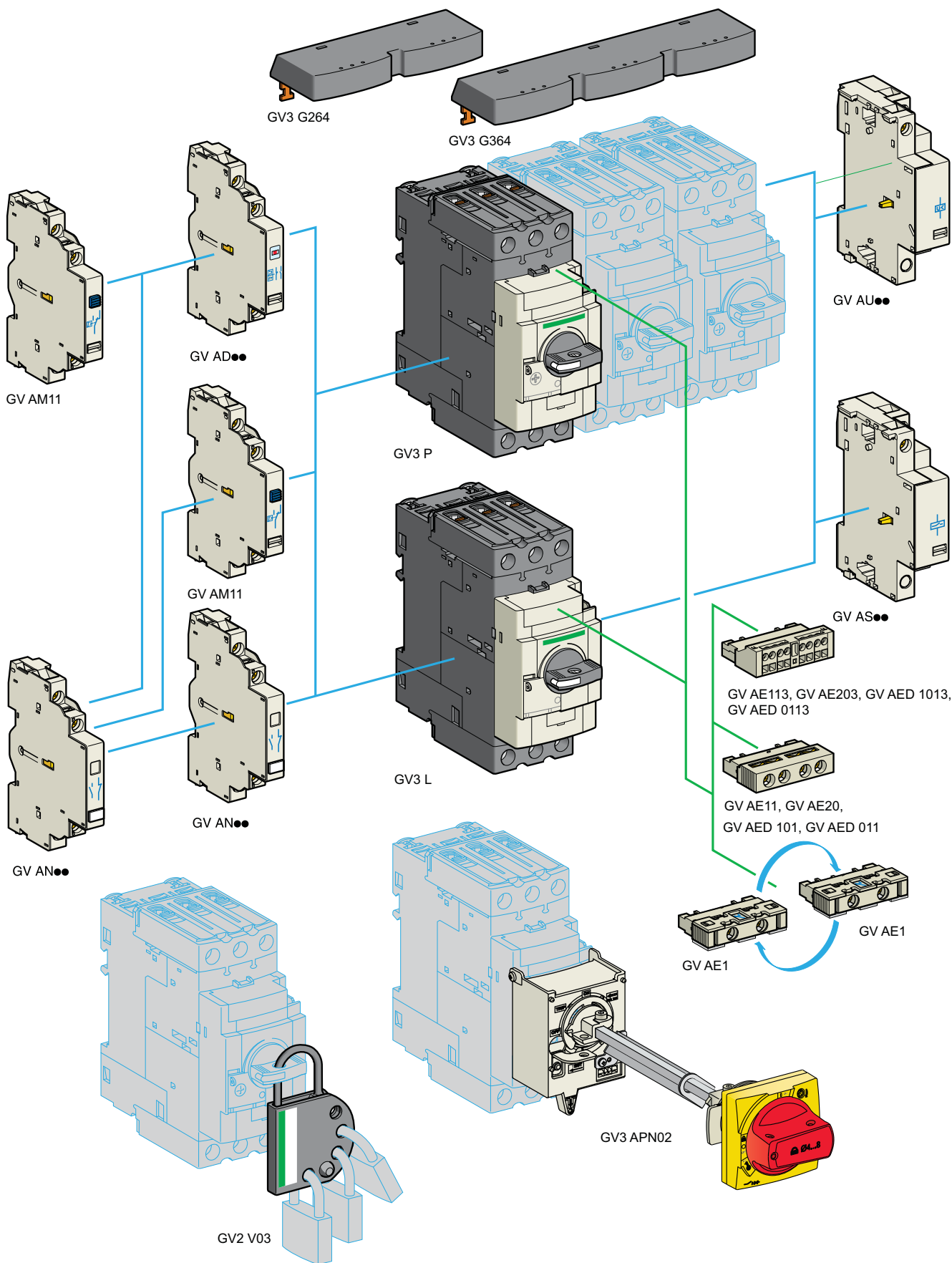
TeSys

Accessories compatibility



TeSys

Accessories compatibility



TeSys Control

TeSys Switches

Vario Switch Disconnectors

[Ithe] Conventional Thermal Current**	Poles Description	Rated Operational Power (AC-23)*	Reference	Unit MRP [₹]
Complete Enclosed Switches				
• Range 12 to 175A, IP 65 Sealable and Lockable				
10	3P	4 kW	VCF02GE	5895
16	3P	5.5 kW	VCF01GE	6410
20	3P	7.5 kW	VCF0GE	7800
25	3P	11 kW	VCF1GE	8360
32	3P	15 kW	VCF2GE	9795
50	3P	22 kW	VCF3GE	15145
63	3P	30 kW	VCF4GE	17720

* Rated Power at 690V

** Ith in enclosure

For Switch Type (Amps)	Mounting Arrangement	Ingress	Reference	Unit MRP [₹]
Operators (Padlockable)				
12 - 40	4 Screw Fixing	IP65	KCF1PZ	1710
63 - 80	4 Screw Fixing	IP65	KCF2PZ	1805
125 - 175	4 Screw Fixing	IP40	KCF3PZ	7310

Vario Switch Disconnectors

[Ithe] onventional Thermal Current**	Poles Description	Reference	Unit MRP [₹]
Complete Switch with Padlockable Operator			
• Suitable for Front Mounting or Base Mounting			
12	3P	VCF02	3700
20	3P	VCF01	4025
25	3P	VCF0	4695
32	3P	VCF1	4915
40	3P	VCF2	6100
63	3P	VCF3	12520
80	3P	VCF4	10340
125	3P	VCF5	23700
175	3P	VCF6	28725
Switch Bodies			
12		V02	2410
20		V01	2785
25		V0	3305
32		V1	4025
40		V2	4915
63		V3	6855
80		V4	9010
125		V5	18275
175		V6	23335

Accessories

Description	For Use with Switch Bodies	Rating in A	Pole Composition	Earth Contact	Auxiliary Contacts	Reference	Unit MRP [₹]
Vario Add-on Modules ⁽¹⁾							
Main Pole Module	V02/VCF02	12	1P	-	-	VZ02	1725
	V01/VCF01	20	1P	-	-	VZ01	1755
	V0/VCF0	25	1P	-	-	VZ0	1875
	V1/VCF1	32	1P	-	-	VZ1	1825
	V2/VCF2	40	1P	-	-	VZ2	1960
	V3/VCF3	63	1P	-	-	VZ3	2545
	V4/VCF4	80	1P	-	-	VZ4	2545
Neutral Pole Module ⁽²⁾	V02 / VCF02 to V2 / VCF2	-	1N	-	-	VZ11	2105
	V3 / VCF3 to V4 / VCF4	-	1N	-	-	VZ12	2815
	V5 / VCZ5 to V6 / VCZ6	-	1N	-	-	VZ13	5815
Earthing Module	V02 / VCF02 to V2 / VCF20	-	-	-	-	VZ14	2070
	V3 / VCF3 to V4 / VCF4	-	-	1	-	VZ15	2440
	V5 / VCZ5 to V6 / VCZ6	-	-	1	-	VZ16	3795
Auxiliary Contact Block Module	V02/ VCF02 to V6 / VCZ6	-	-	-	1NO + 1NC	VZ7	2160
	V2/ VCF02 to V6 / VCZ6	-	-	-	2NO	VZ20	2160

(1) For mounting option of modules, please refer to the technical catalogue.

(2) With early make and late break contacts

Description	For Use With	Reference	Unit MRP [₹]
Components for Door Interlocking			
Shaft extension - for Mini-VARIO and VARIO - V02..V2	V02...V2	VZ17	2070
	V02...V2	VZ30	2440
Shaft extension - for Mini-VARIO and VARIO - V3 V4 V5 V6	V3, V4, V5, V6	VZ18	2440
	V3, V4, V5, V6	VZ31	2785
Door interlock plate	VZ17 / VZ30	KZ32	730
	VZ18/31	KZ74	1245
Input Terminal Protection Shrouds			
Terminal Shrouds	V02 - V2	VZ8	705
	V3 - V4	VZ26	610
	V3 - V4	VZ9	730
	V5 - V6	VZ27	610
	V5 - V6	VZ10	925
	V02 - V6	VZ28	1035
	V02 - V6	VZ29	845

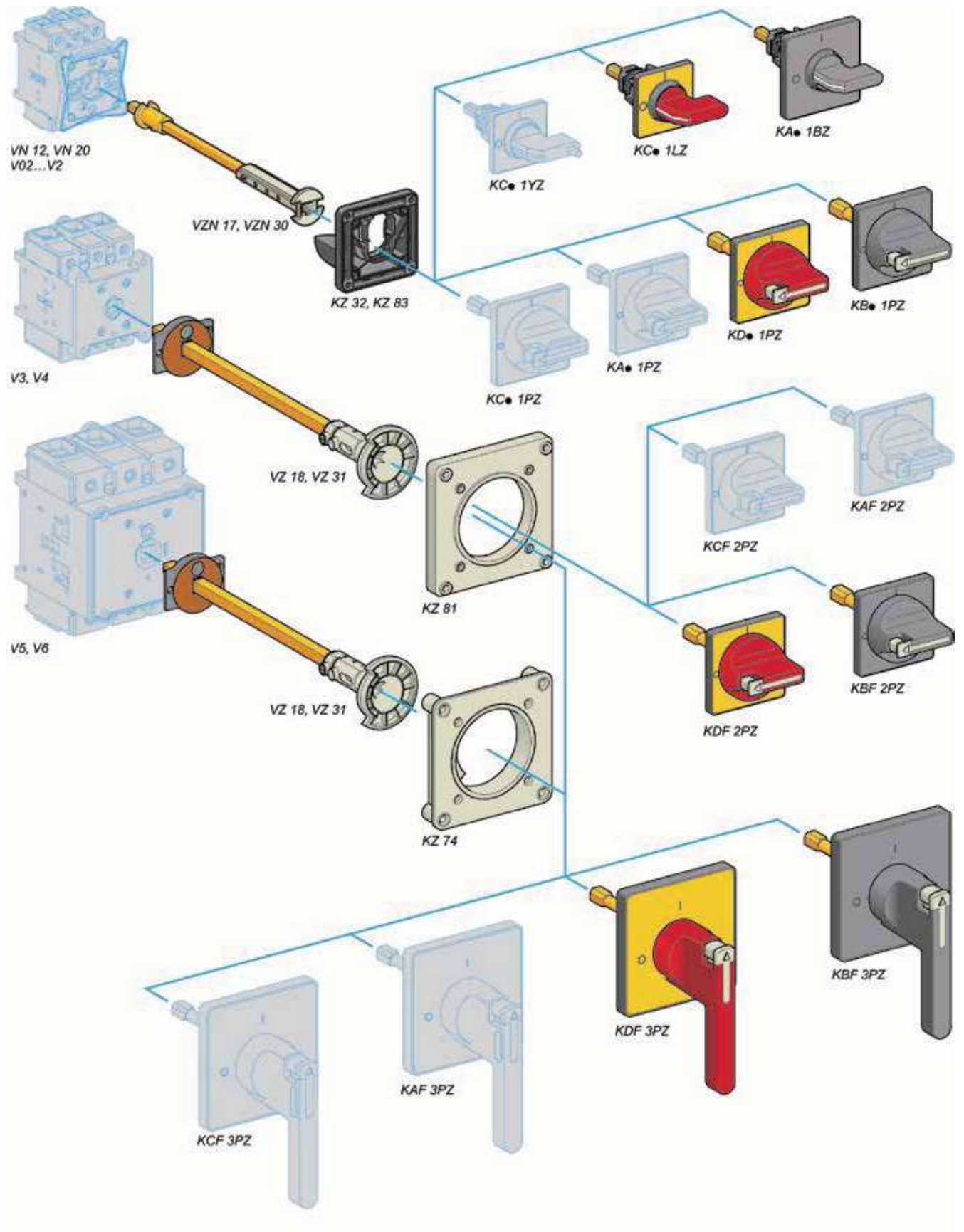
For details on non standard references, technical parameters, accessories, compatibility, stockable and non stockable status please contact Customer Care

NORMAL STOCK ITEMS

W.E.F. April 01st, 2026

TeSys Control

Accessories for Switches





Smarter Load Management with TeSys Island

The Key to Unprecedented Efficiency

Digital Load Manager

TeSys Island - the innovative & digital multifunctional load management solution up to 80A

Industry 4.0

Predictive Maintenance

Cyber Secure



TeSys Active

TeSys Island

• All-in-one Solution for Versatile & Flexible Load Management •

Motor Protection

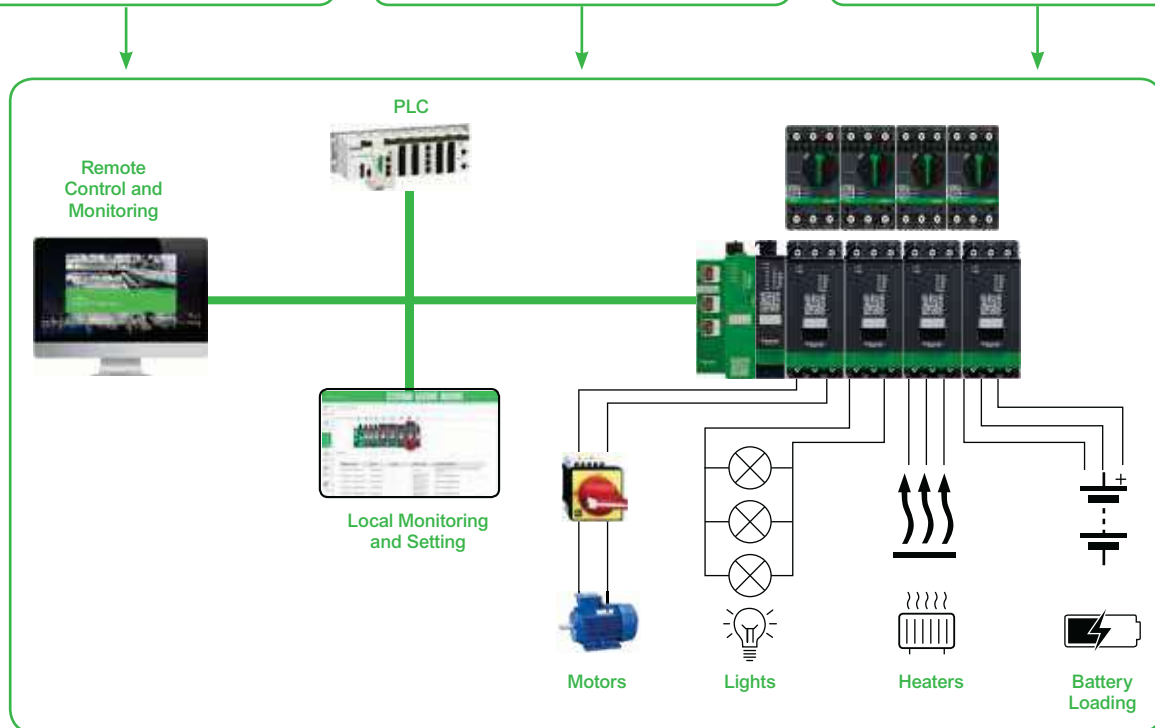
- Motor Overload
- Over/Under Current
- Jam/Stall
- Long Start
- Rapid Restart Lockout

Upstream Protection

- Phase Loss
- Phase Reversal
- Phase Unbalance
- Ground Current Detection

Analytics

- Health Diagnostic
- Energy Management
- Demand Management



Designation	Product Specification	Commercial Reference
TeSys island components		
Standard Starter	9A (AC-3)	TPRST009
Standard Starter	25A (AC-3)	TPRST025
Standard Starter	38A (AC-3)	TPRST038
Standard Starter	65A (AC-3)	TPRST065
Standard Starter	66A (AC-3) - 80A (AC-1)	TPRST080
SIL Starter	9A (AC-3)	TPRSS009
SIL Starter	25A (AC-3)	TPRSS025
SIL Starter	38A (AC-3)	TPRSS038
SIL Starter	65A (AC-3)	TPRSS065
SIL Starter	66A (AC-3) - 80A (AC-1)	TPRSS080
Power interface module	9A (AC-3)	TPRPM009
Power interface module	38A (AC-3)	TPRPM038
Power interface module	80A (AC-3)	TPRPM080
Voltage interface module		TPRVM001
SIL interface module		TPRSM001
Digital I/O module	(4 input - 2 output)	TPRDG4X2
Analog I/O module	(2 input - 1 output)	TPRAN2X1
Bus Coupler	EtherNet/IP - Modbus TCP	TPRBCEIP
Bus Coupler	PROFINET	TPRBCPFN
Bus Coupler	PROFIBUS	TPRBCPFIB
Assembly and Wiring Kits		
Kit for reversing starter application	for 9, 25, 38A (size 1 and 2) starters	LAD9R1
Kit for reversing starter application	for 65, 80A (size 3) starters	LAD9R3
Jumper bar 3-pole for Star Delta application	for 9, 25, 38A (size 1 and 2) starters	LAD9P3
Kit for reversing starter application	for 65, 80 A (size 3) starters, a hazard sticker is provided	LAD9SD3S

*Architecture shown above is only for graphical representation

TeSys Control

Ultra motor starters

Introduction

From traditional solution



Ultra motor starter- All in one block for advance protection



Magnetic protection
> short-circuit protection



Control
> Start/Stop

Status monitoring
> signaling
> alarm monitoring



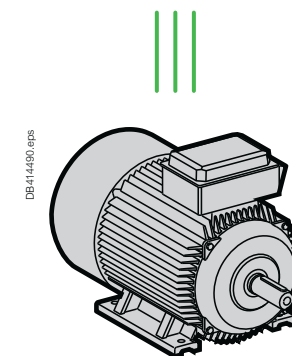
Thermal protection
> overload



Ultra motor starter
> All basic or advanced protection and control functions in one block

and more...

- > Overload indication and alarm
- > Status report, remote control via communication bus



Ultra motor starters
can be used in
80 %
of motor protection and control applications.

TeSys Control

Ultra motor starters



- Total Coordinated Starter – 3 functions in a single device
- Compact Starter, DOL / RDOL upto 18.5kW (38A, AC-3) in 45mm width
- Direct connectivity to Modbus / Profibus / CANopen / DeviceNet
- Higher switching life - 15Million operations, 2Million AC-43 electrical life
- Breaking capacity upto 130kA



Control Unit

Performs all the electrical protection functions to cover main applications from 0 to 38A.

Some of these also provide advanced measurement, alarm and display functions.

4 simple function modules

Thermal overload alarm Indication of motor load
Thermal overload signalling and manual reset
Thermal overloaded signalling and automatic or remote reset.

4 communication modules

Profibus DP
CANopen
DeviceNet
Modbus.

Power Base

For assembling components, ON/OFF operation and resetting.
> 3 power bases:
upto 12A and upto 38A
> Direct starter and reversing starter models.

40%

“TeSys solutions allow us to reduce the size of our enclosure”
says a panel builder from the water treatment sector

60%

“Late customization means that we can build 60% of the panels, even though the project design has not yet been completed”
says an engineer in a food processing industry

Quick Selection

Select 1	+	Select 1	Optional	or	Optional	or	Optional						
Base Power Unit Non-Reversing LUB 120 0.. 12A with terminal 12 0.. 12A no terminal 120* 0.. 32A with terminal 32 0.. 32A no terminal 320* 0.. 38A with terminal 38 0.. 38A no terminal 380* Reversing LU2B 120 BL 0.. 12A with terminal 12 0.. 12A no terminal 120* 0.. 32A with terminal 32 0.. 32A no terminal 320* 0.. 38A with terminal 38 0.. 38A no terminal 380* 24 V DC BL 24 V AC B 48...72 VAC or 48 VDC ES 110...240 VAC/DC FU <small>*prewired cables to be ordered separately</small>		Control Unit LUC B X6 BL Class 10, 3Ph B Class 10, 1Ph C Class 20, 3Ph D 0.15 to 0.6 A X6 0.35 to 1.4 A 1X 1.25 to 5 A 05 3 to 12 A 12 4.5 to 18 A 18 8 to 38 A 38 24V DC BL 24VAC B 48...72 VAC/48 VDC ES 110...240VAC/DC FU	Communication Module* LULC 033 Modbus Serial 033 Profibus DP 07 CANopen 08 DeviceNet 09 Prewired Cables <table border="1"> <thead> <tr> <th>Description</th> <th>Reference</th> </tr> </thead> <tbody> <tr> <td>Prewired cable for non-reversing power base</td> <td>LU9BN11C or LU9BN11L</td> </tr> <tr> <td>Prewired cable for reversing power base</td> <td>LU9MRC or LU9MRL</td> </tr> </tbody> </table>	Description	Reference	Prewired cable for non-reversing power base	LU9BN11C or LU9BN11L	Prewired cable for reversing power base	LU9MRC or LU9MRL	or	Function Module LUF DH11 Fault diff. with manual reset DH11 Fault diff. with auto reset DA10 Thermal overload pre-alarm W10 Motor load indication (4-20mA) V2	or	Auxiliary Contacts Contactor auxiliary contacts LUFN 11 1NO + 1NC 11 2NC 02 2NO 20 Side contacts 2NO LUA8E20 Power auxiliary contacts (trip status) LUA1C 20 1NO + 1NC 11 2NO 20
Description	Reference												
Prewired cable for non-reversing power base	LU9BN11C or LU9BN11L												
Prewired cable for reversing power base	LU9MRC or LU9MRL												
							Accessories <table border="1"> <thead> <tr> <th>Description</th> <th>Reference</th> </tr> </thead> <tbody> <tr> <td>Line spacer for UL508 Type E</td> <td>LU9SPO</td> </tr> <tr> <td>Current limiter 130kA@460V</td> <td>LUALB1</td> </tr> </tbody> </table>	Description	Reference	Line spacer for UL508 Type E	LU9SPO	Current limiter 130kA@460V	LUALB1
Description	Reference												
Line spacer for UL508 Type E	LU9SPO												
Current limiter 130kA@460V	LUALB1												

*Suitable with 24V DC starter variant only

Note: For prices please contact Customer Care

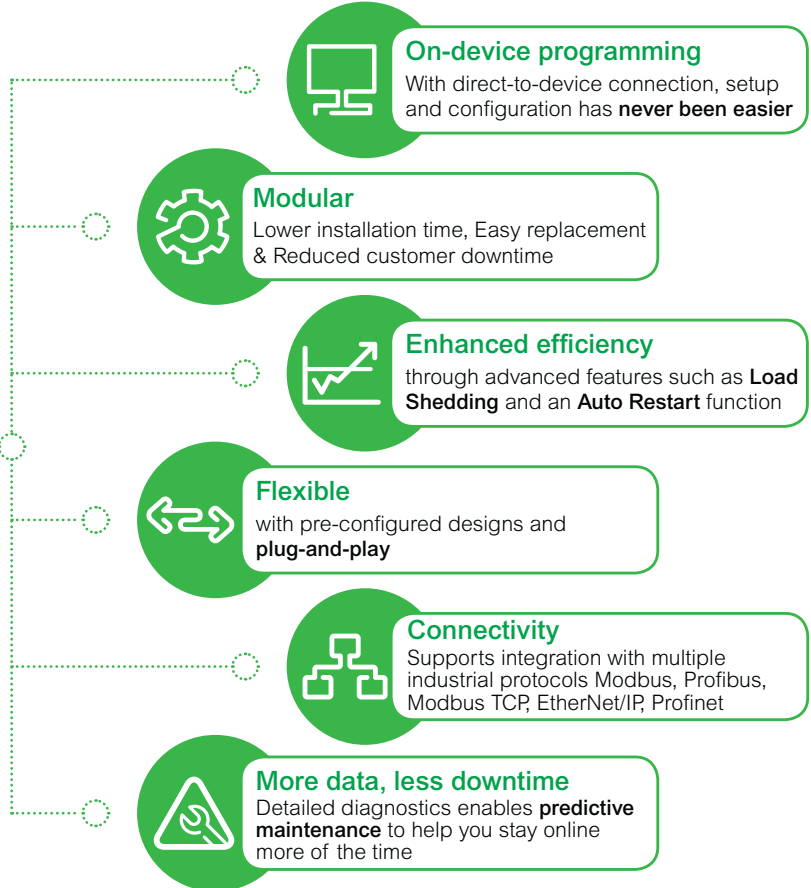


TeSys Tera NEW

Experience the enhanced intelligence of your Motor Management System with our new and advanced TeSys Tera.




- Sustainable
- Versatile
- Efficient
- Modular



TeSys Active

Tera Motor Management System

Main Unit



Reference

	LTMT	E	BD
--	------	---	----


Network Protocol

Ethernet IP / Modbus TCP/IP	E	
Modbus	M	
Profibus DP	P	
ProfiNet	PN	

Control Voltage

24 V DC		BD
110-240V AC/DC		FM

Sensor Module



Reference

	LTMT	CT	3	T
--	------	----	---	---

Only current measurement

	CT	
--	----	--

Current and voltage measurement

	CTV	(60...690 V AC)
--	-----	-----------------

Current Range


0.3-3 A	3
2.5-25 A	25
7-70 A*	70
10-100 A**	100

Mounting

Horizontal	T
Vertical	L

*Not applicable for Horizontal CT
** Not applicable for Vertical CT

Expansion Module



Reference

	LTMT	IN42	BD
--	------	------	----

Expansion Type

4DI+2DO	IN42
6DI	IN60
2AI+1AO	AN21
EF+2DI+2DO	ZCT22*
Temperature	PTC

Control Voltage


24 V DC		BD
110-240V AC/DC		FM

*Only applicable with Vertical CT's

TeSys Tera Accessories


Control Operator Unit

Description	Reference
Powered from LTMT Main Unit	LTMTCUF
Displays parameters, alarms and trip & controls the motor	
Provides the FDR (Fast Device Replacement) service with configuration backup	




Current Transformers

Primary [A]	Secondary [A]	Reference
100	1	LT6 CT1001
200	1	LT6 CT2001
400	1	LT6 CT4001
800	1	LT6 CT8001




Ground Fault CT's

Primary [A]	Internal Ø "d" [mm]	Reference
65	30	50437
85	50	50438
160	80	50439
250	120	50440
400	200	50441
630	300	50442




Connecting Cables

Description	Number and type of connectors	Length m	Reference
For connecting the Main Controller to the Sensor Module	2 x RJ11	0.15	LTMT9RJ1015
		0.2	LTMT9RJ102
		0.5	LTMT9RJ105
For connecting the Main Controller to the LTMTCUF Control Operator Unit	2 x RJ45	1	LTMT9CU10S
For connecting the Main Controller to the Expansion Module	2 x RJ45	3	LTMT9CU30S
		0.1	LTMT9RJ401
		1	LTMT9EX10



Description	Composition	Reference
Programming software SoMove	1 Program for each PC	On request
Connection cable for PC	USB to RJ45 cable	TCSMCNAM3M002P



Panel Mount EasySeries



- Wide power range (7 models from 35 to 350 W)
- High degree of output voltage stability (precision: ± 1%)
- Proven performance (MTBF over 600K hours)
- Diagnostics via LEDs at the output terminal
- 4 quick and simple mounting types

Input Voltage	Output Voltage	Output Current	Reference	Description	Unit MRP [₹]
100...240 V AC single phase	24V	1.5A	ABL2REM24015K	ABL2_K Power Supply, DC24V output, 35W	3061
100...240 V AC single phase	24V	2A	ABL2REM24020K	ABL2_K Power Supply, DC24V output, 50W	3393
100...240 V AC single phase	24V	4.5A	ABL2REM24045K	ABL2_K Power Supply, DC24V output, 100W	5024
100...240 V AC single phase	24V	6.5A	ABL2REM24065K	ABL2_K Power Supply, DC24V output, 150W	6061
100...240 V AC single phase	24V	8.5A	ABL2REM24085K	ABL2_K Power Supply, DC24V output, 200W	8038
100...240 V AC single phase	24V	10A	ABL2REM24100K	ABL2_K Power Supply, DC24V output, 250W	9194
100...240 V AC single phase	24V	15A	ABL2REM24150K	ABL2_K Power Supply, DC24V output, 350W	14992

Universal ABL8RP/WP



- 100-500 Vac (1 or 2 Phases) Or 380-500Vac 3 Phases Input terminals
- Automatic or Manual reset
- 2 diagnosis LED (U/I)
- 4 to 10 mm² output terminals
- Tool-free removal from omega (DIN) rail
- Protection of settings (sealable)
- Diagnosis relay

Input Voltage	Output Voltage	Output Current	Reference	Description	Unit MRP [₹]
100...120 V AC single phase, terminal(s): N-L1 200...500 V AC phase to phase, terminal(s): L1-L2	24V	3A	ABL8RPS24030	Univ. Power Supply 1P 24V 3A, 72W	21487
100...120 V AC single phase, terminal(s): N-L1 200...500 V AC phase to phase, terminal(s): L1-L2	24V	5A	ABL8RPS24050	Univ. Power Supply 1P 24V 5A, 120W	27778
100...120 V AC single phase, terminal(s): N-L1 200...500 V AC phase to phase, terminal(s): L1-L2	24V	10A	ABL8RPS24100	Univ. Power Supply 1P 24V 10A, 240W	31734
100...120 V AC single phase, terminal(s): N-L1 200...240 V AC phase to phase, terminal(s): L1-L2	24V	20A	ABL8RPM24200	Univ. Power Supply 1P 24V 10A, 480W	47764

Please contact Customer Care Center for Stockable and Non stockable status of references.

NORMAL STOCK ITEMS

W.E.F. April 01st, 2026

Optimised ABLS



- One of the most compact on the market
- Up to +70°C ambient temperature
- 6 output terminals
- Conformal coating in order to resist to common dust and chemical pollutants
- High degree of output voltage stability

Input Voltage	Output Voltage	Output Current	Reference	Description	Unit MRP [₹]
100...240 V AC single phase	12V	6.2A	ABLS1A12062	POWER SUPPLY 12V 6.2A 1PH OPTIMIZED	10652
100...240 V AC single phase	12V	10A	ABLS1A12100	POWER SUPPLY 12V 10A 1PH OPTIMIZED	16024
100...240 V AC single phase	24V	2.1A	ABLS1A24021	POWER SUPPLY 24V 2.1A 1PH OPTIMIZED	9939
100...240 V AC single phase	24V	3.1A	ABLS1A24031	POWER SUPPLY 24V 3.1A 1PH OPTIMIZED	10227
100...240 V AC single phase	24V	3.8A	ABLS1A24038	POWER SUPPLY 24V 3.8A 1PH OPTIMIZED	16546
100...240 V AC single phase	24V	5.0A	ABLS1A24050	POWER SUPPLY 24V 5A 1PH OPTIMIZED	15109
100...240 V AC single phase	24V	10A	ABLS1A24100	POWER SUPPLY 24V 10A 1PH OPTIMIZED	22128
100...240 V AC single phase	24V	20A	ABLS1A24200	POWER SUPPLY 24V 20A 1PH OPTIMIZED	39983
100...240 V AC single phase	48V	2.5A	ABLS1A48025	POWER SUPPLY 48V 2.5A 1PH OPTIMIZED	16024
100...240 V AC single phase	48V	5.0A	ABLS1A48050	POWER SUPPLY 48V 5A 1PH OPTIMIZED	16766
100...240 V AC single phase	48V	10A	ABLS1A48100	POWER SUPPLY 48V 10A 1PH OPTIMIZED	29339

Universal ABLU



- One of the most compact on the market
- Up to +70°C ambient temperature
- Manual or Automatic reset in case of output overload or short circuit
- Power reserve allowing to deliver a current of 150% its nominal rating for a short time
- Conformal coating in order to resist to common dust and humidity

Input Voltage	Output Voltage	Output Current	Reference	Description	Unit MRP [₹]
380...500 V AC Three phase	24V	5.0A	ABLU3A24050	POWER SUPPLY 24V 5A 3PH UNIVERSAL	17526
380...500 V AC Three phase	24V	10A	ABLU3A24100	POWER SUPPLY 24V 10A 3PH UNIVERSAL	26289
380...500 V AC Three phase	24V	20A	ABLU3A24200	POWER SUPPLY 24V 20A 3PH UNIVERSAL	38282
380...500 V AC Three phase	24V	40A	ABLU3A24400	POWER SUPPLY 24V 40A 3PH UNIVERSAL	65092
380...500 V AC Three phase	48V	10A	ABLU3A48100	POWER SUPPLY 48V 10A 3PH UNIVERSAL	42876
380...500 V AC Three phase	48V	20A	ABLU3A48200	POWER SUPPLY 48V 20A 3PH UNIVERSAL	67801

Please contact Customer Care Center for Stockable and Non stockable status of references.

NORMAL STOCK ITEMS

W.E.F. April 01st, 2026



Zelio 2 compact smart relay with display



Zelio 2 compact smart relay without display



Zelio 2 modular smart relay with display

Relays

Description	Reference	Unit MRP [₹]
Voltage 24V DC		
Zelio Logic module - 10 I O, RLY - w/o clock - with display	SR2A101BD <input checked="" type="checkbox"/>	22065
Zelio Logic module - 20 I O, RLY - w/o clock - with display	SR2A201BD <input checked="" type="checkbox"/>	36019
Zelio Logic module - 12 I O, TRN - with clock - with display	SR2B121BD <input checked="" type="checkbox"/>	20179
Zelio Logic module - 12 I O, TRN - with clock - with display	SR2B122BD	30267
Zelio Logic module - 20 I O, RLY - with clock - with display	SR2B201BD <input checked="" type="checkbox"/>	40072
Zelio Logic module - 20 I O, RLY - with clock - with display	SR2B202BD	41677
Zelio Logic module - 10 I O, RLY - w/o clock - w/o display	SR2D101BD <input checked="" type="checkbox"/>	16114
Zelio Logic module - 20 I O, RLY - w/o clock - w/o display	SR2D201BD <input checked="" type="checkbox"/>	32342
Zelio Logic module - 12 I O, RLY - with clock - w/o display	SR2E121BD	20744
Zelio Logic module - 20 I O, RLY - with clock - w/o display	SR2E201BD	37565
Zelio Logic module - 10 I O, RLY - with clock - with display	SR3B101BD	24328
Zelio Logic module - 10 I O, TRN - with clock - with display	SR3B102BD	22441
Zelio Logic module - 26 I O, RLY - with clock - with display	SR3B261BD <input checked="" type="checkbox"/>	50536
Zelio Logic module - 26 I O, TRN - with clock - with display	SR3B262BD	50633
Voltage 100-240V AC		
Zelio Logic module - 10 I O, RLY - w/o clock - with display	SR2A101FU <input checked="" type="checkbox"/>	24987
Zelio Logic module - 20 I O, RLY - w/o clock - with display	SR2A201FU <input checked="" type="checkbox"/>	37056
Zelio Logic module - 12 I O, RLY - with clock - with display	SR2B121FU <input checked="" type="checkbox"/>	24798
Zelio Logic module - 20 I O, RLY - with clock - with display	SR2B201FU <input checked="" type="checkbox"/>	41206
Zelio Logic module - 10 I O, RLY - w/o clock - w/o display	SR2D101FU	17249
Zelio Logic module - 20 I O, RLY - w/o clock - w/o display	SR2D201FU	36572
Zelio Logic module - 12 I O, RLY - with clock - w/o display	SR2E121FU	21854
Zelio Logic module - 20 I O, RLY - with clock - w/o display	SR2E201FU	43285
Zelio Logic module - 10 I O, RLY - with clock - with display	SR3B101FU	26187
Zelio Logic module - 26 I O, RLY - with clock - with display	SR3B261FU <input checked="" type="checkbox"/>	52234
Voltage 12V DC		
Zelio Logic module - 12 I O - with clock - with display	SR2B121JD	25932
Zelio Logic module - 20 I O - with clock - with display	SR2B201JD	31602
Voltage 24V AC		
Zelio Logic module - 12 I O - with clock - with display	SR2B121B	25932
Zelio Logic module - 20 I O - with clock - with display	SR2B201B	47498
Zelio Logic module - 20 I O - with clock - w/o display	SR2E201B	37748
Zelio Logic module - 10 I O - with clock - with display	SR3B101B	27779
Zelio Logic module - 24 I O - with clock - with display	SR3B261B	55158

Note: Zelio Smart Relays are also available in other voltages. Please contact our nearest Sales Office for the same.

Please contact Customer Care Center for Stockable and Non stockable status of references.

NORMAL STOCK ITEMS

W.E.F. April 01st, 2026



I/O Extension module

I/O Extension modules

Description	Reference	Unit MRP [€]
Discrete I/O extension module - 6 I O 4DI, 2DO - 24 V DC	SR3XT61BD	9937
Discrete I/O extension module - 6 I O 4DI, 2DO	SR3XT61FU	9801
Discrete I/O extension module - 10 I O 6DI, 4DO - 24 V DC	SR3XT101BD <input checked="" type="checkbox"/>	10684
Discrete I/O extension module - 10 I O 6DI, 4DO	SR3XT101FU	12948
Discrete I/O extension module - 14 I O 8DI, 6DO - 24 V AC	SR3XT141B	21537
Discrete I/O extension module - 14 I O 8DI, 6DO - 24 V DC	SR3XT141BD <input checked="" type="checkbox"/>	14738
Discrete I/O extension module - 14 I O 8DI, 6DO	SR3XT141FU	15661
Analogue I/O extension module - 2 AI/ 2AO	SR3XT43BD	23607

Accessories

Description	Reference	Unit MRP [€]
SUB-D 9-pin PC connecting cable - 3 m	SR2CBL01 <input checked="" type="checkbox"/>	16231
Communication interface	SR2COM01	28302
memory cartridge firmware - for v 3.0 - EEPROM	SR2MEM02 <input checked="" type="checkbox"/>	3974
USB PC connecting cable - 3 m	SR2USB01 <input checked="" type="checkbox"/>	20194

Please contact Customer Care Center for Stockable and Non stockable status of references.

NORMAL STOCK ITEMS

W.E.F. April 01st, 2026



Altivar™ AC Drives

Advanced energy management
and performance in motor control



Altivar™ Easy 310

Drives for Simple Machines

Now available upto 22kW

Reliable & cost effective solution to manage the speed of your motors in your machines.

se.com/drives



*When just enough
is just right!*



General Purpose Drives

Altivar™ 12: Drives for 1-Phase / 3-Phase 230 Volts Input & 3-Phase 230 Volts Output



- Small: easily integrated in any machine
- Discreet & Intuitive
- Reliable: quality which stands the test of time
- High-performance: even without adjustment

kW (HD)	HP Rating	Max. continuous current(A)	Reference	Unit MRP [₹]
Single phase-Supply Voltage: 200...240V				
0.18	0.25	1.4	ATV12H018M2	On Request
0.37	0.55	2.4	ATV12H037M2	On Request
0.55	0.75	3.5	ATV12H055M2	On Request
0.75	1	4.2	ATV12H075M2	On Request
1.5	2	7.5	ATV12HU15M2	On Request
2.2	3	10	ATV12HU22M2	On Request
Three phase-Supply Voltage: 200...240V				
0.37	0.55	2.4	ATV12H037M3	On Request
0.75	1	4.2	ATV12H075M3	On Request
1.5	2	7.5	ATV12HU15M3	On Request
2.2	3	10	ATV12HU22M3	On Request
3	~	12.2	ATV12HU30M3	On Request
4	5	16.7	ATV12HU40M3	On Request

Altivar™ 310: Drives for 3-Phase 440 Volts Input & 3-Phase 440 Volts Output



- Optimized installation space & Optimized time and cost
- Service cost savings
- Easy to operate
- Easy to maintain & Easy to integrate in automation system
- 55deg Celsius ambient temperature without derating

ND	KW		Max. Continuous Current (A)		Reference	Unit MRP [₹]
	HD	ND	HD	ND		
~	0.37	~	1.5	~	ATV310H037N4E	On Request
~	0.75	~	2.3	~	ATV310H075N4E	On Request
~	1.5	~	4.1	~	ATV310HU15N4E	On Request
~	2.2	~	5.5	~	ATV310HU22N4E	On Request
4	3	8.9	7.1	~	ATV310HU30N4E	On Request
5.5	4	12.1	9.5	~	ATV310HU40N4E	On Request
7.5	5.5	16	12.6	~	ATV310HU55N4E	On Request
11	7.5	22.8	17	~	ATV310HU75N4E	On Request
15	11	30	24	~	ATV310HD11N4E	On Request
18	15	36	33	~	ATV310HD15N4E	On Request
22	18	43	39	~	ATV310HD18N4E	On Request
30	22	60	46	~	ATV310HD22N4E	On Request
18	15	36	33	~	ATV310HD15N4EF	On Request
22	18	43	39	~	ATV310HD18N4EF	On Request
30	22	60	46	~	ATV310HD22N4EF	On Request

*F refer to inbuilt EMC

Please contact Customer Care Center for Stockable and Non stockable status of references.

NORMAL STOCK ITEMS

W.E.F. April 01st, 2026



Automation and control made easy

Easy Altivar™ 610 variable speed drives.



Easy Altivar™ 610 variable speed drives for three-phase synchronous motors address the challenges faced by new economies. They are fit for purpose at affordable prices with no compromise on ease of use, robustness, and availability – the core values supported by a worldwide leader in automation.



Water & wastewater



Oil & gas



Constant, negative pressure water supply



Building



Power



Other OEM

Fit for purpose

- Optimized control system
- Multi-pump control function
- Harmonic mitigation solution

Designed for easiness

- Easy to install
- Easy to set up and use
- Easy to maintain

Strong on robustness

- Robust design for harsh environments
- Ever higher protection and performance

Always available

- Wide availability
- Worldwide technical assistance



Contact with Schneider Electric sales for country of origin.

se.com/easyaltivar610

Easy Altivar™ 610

Now available upto 460V

Main features

Power range:
0.75 to 315kW

Main voltage range:
380~460V, 3 phase, -15 to +10%

Overload capability:
ND: 110% 60s; 120% 20s;
HD: 150% 60s

EMC:
C3 level filter embedded

Harmonics:
DC choke embedded (above 4kW)

Protection:
IP20

Operation temperature:
-15°C to +60°C (derating above
+45°C)

Motor control law:
Asy motor: V/f 2 pts; V/f 5 pts;
UF quad; energy saving



Control I/O

Control terminal:

- Analog input: 3
- Analog output: 2
- Digital input: 6
- Relay output: 3

Communication:

- Modbus embedded;
- option: Profibus DP



Display terminal

Basic keypad (standard)

- LCD backlight, removable
- 2 lines, 6 languages
- Configuration save
- Easy mounting kit (Ø22mm)



For more information and product references visit

se.com/easyaltivar610

Altivar™ 610: Drives for pumps and fans from 0.75 to 315 kW

Now available upto 460V



- Compact size: simplicity of integration and reduction of the size of the enclosures
- Electronic cards with protective coating
- Operation temperature: -10...+60°C
- IP40 protection level on the top of the product
- Typical multi-pump configuration without PLC
- 7 preprogrammed function blocks cover 90% of the pump and fan applications
- Colored control circuit terminals to avoid misuse

ND	kW		Max. continuous current(A)		Reference	Unit MRP [₹]
	ND	HD	ND	HD		
Three phase-Supply Voltage: 380...460V						
4		3	9.3	7.2	ATV610U40N4	On Request
5.5		4	12.7	9.3	ATV610U55N4	On Request
7.5		5.5	15.8	12.7	ATV610U75N4	On Request
11		7.5	23.5	16.5	ATV610D11N4	On Request
15		11	31.7	23.5	ATV610D15N4	On Request
18.5		15	39.2	31.7	ATV610D18N4	On Request
22		18.5	46.3	39.2	ATV610D22N4	On Request
30		22	61.5	46.3	ATV610D30N4	On Request
37		30	74.5	59.6	ATV610D37N4	On Request
45		37	88	74.5	ATV610D45N4	On Request
55		45	106	88	ATV610D55N4	On Request
75		55	145	106	ATV610D75N4	On Request
90		75	173	145	ATV610D90N4	On Request
110		90	211	173	ATV610C11N4	On Request
132		110	250	211	ATV610C13N4	On Request
160		132	302	250	ATV610C16N4	On Request
220		160	~	~	ATV610C22N4*	On Request
250		220	~	~	ATV610C25N4*	On Request
315		250	~	~	ATV610C31N4*	On Request

Note: *Range Extension

Please contact Customer Care Center for Stockable and Non stockable status of references.

NORMAL STOCK ITEMS

W.E.F. April 01st, 2026

Reduce mechanical stress on your machines

Altistart™ ATS01

Altivar™ ATS130

Altistart™ ATS22

Altivar Soft Starter ATS430 

Altivar™ Soft Starter ATS480

Altivar Soft Starter ATS490 

Complete range of soft starters from 0.37 kW (3 Amps)
to 900 kW (1200 Amps)



Altivar™ Soft Starters: 3 ranges to match your applications



Main data on Altivar™ Soft Starters



	ATS01	ATS130	ATS22	ATS430	ATS480	ATS490
Us rated operational voltage	110 to 480V single phase 110 to 480V 3 phase	200 to 480V	230 to 440V 208 to 600V	208-600V 3 phase	208 to 690V	209-690V 3 phase
Rated operational current	3 to 12A (1 ph) –6 to 32A (3ph)	38 to 105A	17 to 590A	17-590A	17 to 1200A	17-1200A
Power range	0,37 to 15kW	11 to 55kW	4 to 400kW	4-400kW (3-500HP)	4 to 900kW	2-900kW
UcControl supply voltage	24V AC/DC 110-240Vac	24V DC	110 to 230Vac	110-230V	110 to 230Vac	115-230V
Connectivity	-	-	Modbus	Modbus, Modbus TCP, EtherNet/IP, PROFIBUS DP V1, CANopen, Profinet	Modbus, Modbus TCP, EtherNet/IP, Profinet, Profibus DP, CANopen	Modbus, Modbus TCP, EtherNet/IP, PROFIBUS DP V1, CANopen, Profinet
Type of control	Voltage ramp	Voltage ramp	Voltage control	Torque control	Torque Control, voltage control	Torque control
Current limitation	-	-	350% Ie	500% Ie up to 700% motor In	500% Ie (up to 700% rated motor current)	-
Stop mode	Freewheel, voltage ramp	Freewheel, voltage ramp	Freewheel, voltage ramp	Freewheel, voltage ramp	Torque ramp, voltage ramp, dynamic braking, DC injection	-
Thermal protections Other protections	-	-	Electronic Underload, overload, motor phase loss, line phase inversion excessive acceleration time, current overload, ground leakage	Electronic thermal relay, PTC, underload, motor phase loss, line phase inversion, excessive acceleration time, ground leakage	Electronic, PTC, PT100 2 or 3 wires Underload, overload, motor phase loss, line phase inversion excessive acceleration time, current overload, ground leakage	-

Soft Starter

ATS01 – Soft Starter for Simple Machine



[Us] Rated Supply Voltage	Network Number of Phases	Motor Power kW	Starting Time	[Ie] Rated Operational Current (A)	Reference	Unit MRP [₹]
380....415V 50.....60Hz	3	1.5kW/2.2kW/3kW	adjustable from 1 to 10s	6	ATS01N206QN	On Request
	3	4kW	adjustable from 1 to 10s	9	ATS01N209QN	On Request
	3	5.5kW	adjustable from 1 to 10s	12	ATS01N212QN	On Request
	3	7.5kW/11kW	adjustable from 1 to 10s	22	ATS01N222QN	On Request
	3	15kW	adjustable from 1 to 10s	32	ATS01N232QN	On Request

**ATS130 - Power Extension of
ATS01 from 38 Amp to 105 Amp**



- ATS130 Soft motor Starter solution, an alternative to DOL motor Starter for control panel flexibility
- Increase the competitiveness of customer design
 - Reduce space in cabinet
 - Save time during installation
 - Easy commissioning
- No preventive maintenance

Nominal Power in kW			Nominal Current (Amps)	Reference	Unit MRP [₹]
230 Vac	400 Vac	440 Vac			
11	18.5	22	38	ATS130N2D38LT	On Request
11	22	22	45	ATS130N2D45LT	On Request
18.5	30	37	65	ATS130N2D65LT	On Request
22	37	45	73	ATS130N2D73LT	On Request
22	45	45	80	ATS130N2D80LT	On Request
30	55	55	105	ATS130N2C11LT	On Request

ATS22 - Soft Starter for Utilities (Pump & fan)




- Embedded shorting contactor
- Size reduction: average of 25% less compare to ATS48 alone (without additional by-pass)
- Full starter and motor protections
- True three phases control
- Modbus in Built

kW (400 V)	Nominal Current (Amps)	Reference	Unit MRP [₹]
Three phase-Supply Voltage: 230V...440V			
7.5	17	ATS22D17Q	On Request
15	32	ATS22D32Q	On Request
22	47	ATS22D47Q	On Request
30	62	ATS22D62Q	On Request
37	75	ATS22D75Q	On Request
45	88	ATS22D88Q	On Request
55	110	ATS22C11Q	On Request
75	140	ATS22C14Q	On Request
90	170	ATS22C17Q	On Request
110	210	ATS22C21Q	On Request
132	250	ATS22C25Q	On Request
160	320	ATS22C32Q	On Request
220	410	ATS22C41Q	On Request
250	480	ATS22C48Q	On Request
315	590	ATS22C59Q	On Request

Please contact Customer Care Center for Stockable and Non stockable status of references.

NORMAL STOCK ITEMS

W.E.F. April 01st, 2026



Altivar Soft Starter ATS430

From 17A to 590A

The new ATS430 offers effective motor management for standard machines in industrial applications.

Competitiveness

- **Optimize time from design to operation** thanks to integration in EcoStruxure™ solutions.
- **Reduce overall cost:** No need to add external equipment, as essential functions for efficient motor management are built-in.

Effective Motor Management

- **Best in class motor control:** Application requirements are mastered by the torque control system, motor and application are monitored.
- **High durability to increase machine uptime:** designed for high reliability level, the ATS430 offers condition monitoring, upgradability and repairability.

Sustainability

- **Environmental performance:** ATS430 integrates biobased plastic, ASI-certified aluminum and recycled cardboard packaging.
- **Energy efficient:** efficiency > 99.5%, ATS430 is integrated in EcoStruxure™ Power Monitoring Expert



- Device condition monitoring
- Energy and power monitoring
- Cybersecurity best practices
- Torque control system
- Integrated bypass relays

Altivar Soft Starter ATS430



- Integrated bypass
- Effective
- Performance with Torque Control, the original
- Direct connection to automation (Modbus open style)
- High usability
- Increased uptime and lifetime
- High reliability
- Condition monitoring of the device
- Help to protect your machine operations
- Best Cybersecurity practices
- Role Based Access Control, PIN code

Next Gen Soft Starter for standard industrial machines, normal duty applications, from 17 to 590A.

From 4 to 400kW (3 to 500HP)

Ue = 208 to 600V 3 phase

Us = 115 to 230VAC

Nominal Current (Amps)	Reference	Unit MRP [₹]
Three phase-Supply Voltage: 208V...600V		
17	ATS430D17S6	On Request
32	ATS430D32S6	On Request
47	ATS430D47S6	On Request
62	ATS430D62S6	On Request
75	ATS430D75S6	On Request
88	ATS430D88S6	On Request
110	ATS430C11S6	On Request
140	ATS430C14S6	On Request
170	ATS430C17S6	On Request
210	ATS430C21S6	On Request
250	ATS430C25S6	On Request
320	ATS430C32S6	On Request
410	ATS430C41S6	On Request
480	ATS430C48S6	On Request
590	ATS430C59S6	On Request

Please contact Customer Care Center for Stockable and Non stockable status of references.

NORMAL STOCK ITEMS

W.E.F. April 01st, 2026

Altivar™ Soft Starter ATS480



The Altivar™ Soft Starter ATS480 is the next evolution of soft starters for digitization, while meeting cybersecurity standard. Designed to address process and infrastructures, ATS480 simplifies projects execution and maximizes the availability of your applications, even in the most demanding environments.

ATS480 builds on the proven robustness and stop/ starting performance of the ATS48. ATS480 extends the lifetime of ATS48 equipment and preserves your initial investment by reusing current design.

Benefits

Reduced engineering time and cost

- The integration of Altivar Soft Starter ATS480 in EcoStruxure™ Apps and software for Automation and Power drastically simplify architecture selection, detailed design and execution.

Reliability for your operations

- Highly robust and reliable even for the most demanding applications or in harsh environments
- Flexibility to improve the continuity of service of your applications

Cybersecure

- User account management to enforce authorization
- ATS480 has enhance cybersecurity features built-in to restrict or disable port and services
- Threat intelligence to generate security related reports
- Secure boot and firmware upgrade

Complete solution for Process & Infrastructures projects



Only 1 range 208/690 V from 4 to 900kW



Options and accessories common to Altivar™

Altivar " Soft Starter ATS480 characteristics	
Us Rated operational voltage	208 to 690V
Ie rated operational current	17 to 1700A
Pe Power range	4 to 900kW
Application type	Normal and heavy duty
Control Type	Torque control, the original
Current limitation	500% Ie up to 700% motor In
Stop mode	Torque ramp, dynamic braking, DC injection
Motor thermal protection	Embedded electronic thermal relay, PTC, PT100
Connectivity	Modbus serial (embedded)
	Modbus TCP
	EtherNet/IP PROFINET PROFIBUS DP CANopen
Markings and Certifications	CE, c.UL.us, CCC, EAC, RCM, UKCA, DNV ABS, BV CCS

Please contact Customer Care Center for Stockable and Non stockable status of references.

NORMAL STOCK ITEMS

W.E.F. April 01st, 2026

Soft Starter Selection

Refer to the following table to select ATS480 compatible with the ATS48 to substitute.

Legacy offers			New offers
ATS48●●●Q 230...415 Vac	ATS48●●●Y 208...690 Vac		ATS480●●●Y 208...690 Vac
ATS48D17Q	ATS48D17Y		ATS480D17Y
ATS48D22Q	ATS48D22Y		ATS480D22Y
ATS48D32Q	ATS48D32Y		ATS480D32Y
ATS48D38Q	ATS48D38Y		ATS480D38Y
ATS48D47Q	ATS48D47Y		ATS480D47Y
ATS48D62Q	ATS48D62Y		ATS480D62Y
ATS48D75Q	ATS48D75Y		ATS480D75Y
ATS48D88Q	ATS48D88Y		ATS480D88Y
ATS48C11Q	ATS48C11Y	→	ATS480C11Y
ATS48C14Q	ATS48C14Y		ATS480C14Y
ATS48C17Q	ATS48C17Y		ATS480C17Y
ATS48C21Q	ATS48C21Y		ATS480C21Y
ATS48C25Q	ATS48C25Y		ATS480C25Y
ATS48C32Q	ATS48C32Y		ATS480C32Y
ATS48C41Q	ATS48C41Y		ATS480C41Y
ATS48C48Q	ATS48C48Y		ATS480C48Y
ATS48C59Q	ATS48C59Y		ATS480C59Y
ATS48C66Q	ATS48C66Y		ATS480C66Y
ATS48C79Q	ATS48C79Y		ATS480C79Y
ATS48M10Q	ATS48M10Y		ATS480M10Y
ATS48M12Q	ATS48M12Y		ATS480M12Y

The specific legacy references and their functionality are included in the substitution:

Specific Legacy offers		New offers
ATS48●●●YS316, ability to set in Delta up to 500 V		
ATS48●●●YS338, tropicalization coating	→	ATS480●●●Y
ATS48●●●QS338, tropicalization coating		

Please contact Customer Care Center for Stockable and Non stockable status of references.

NORMAL STOCK ITEMS

W.E.F. April 01st, 2026

Green Premium™

Enhance sustainability with Altivar™ Soft Starter ATS480

Superior environmental performance thanks to upgradability and modernization solutions

Altivar™ Soft Starter ATS480 is RoHS and REACH compliant

- Transparent environment information
- Life Cycle Analysis, compliant with ISO 14025
- Circularity Profile

Altivar™ Soft Starter ATS480 brings key benefits to help you achieve superior upgradable performance by enhancing its embedded functionality and performance capabilities for both hardware and software. ATS480 also extends the service life of ATS48 equipment: ATS480 replaces ATS48 while keeping the same footprint, circuit breaker, contactors, cables, and behavior of the process, making way for evolution.

The additional power options and the cybersecurity-compliant firmware upgradability capabilities of the Altivar™ Soft Starter ATS480 can help you to maximize process continuity and operation, as well as reduce your operational expenses, by avoiding the need to replace your soft starter or modify your existing installation as a retrofit.

Benefits

- Enable a secure and digital area
- Reduce your engineering time and cost
- Help to secure your operations
- Reduce downtime
- Extend the service life of ATS48 equipment
- Make way for evolution
- Preserve your initial investment



Communication and Wi-Fi modules

The additional communication modules allow you to easily integrate Altivar™ Soft Starter ATS480 in your scalable automation system. Together with the Wi-Fi access point, they bring easy access to the real data provided by the soft starter, aiding its digitization and easy integration in Industry 4.0 technologies.

Cybersecurity-compliant firmware upgrade

You have the possibility to upgrade the Altivar™ Soft Starter ATS480 firmware. Available on se.com, the firmware is digitally signed and can only be applied if authenticity is verified by the ATS480.

Graphic display terminal and dynamic QR code

In addition to the detailed warnings and detected errors available on the removable plain text display terminal, the graphic display terminal provides contextual troubleshooting and direct access to the appropriate page of the documentation via a dynamic QR code.

Power options (line chokes, bypass contactor)

The power options of Altivar™ Soft Starter ATS480 bring you the possibility to improve the power quality and efficiency of your installation. These options also improve the continuity of service of the installation and its robustness.



Experience our offer on se.com/green-premium



Product selector for ATS480



EcoStruxure™ Motor Control Configurator



EcoStruxure™ Motor Management Design

Altistart™ 480

ATS480 in-line								
Motor nameplate								ATS480
Rated operational voltage (Ue)								
Rated motor power								
230 V	400 V	440 V	500 V	525 V	660 V	690 V		
kW	kW	kW	kW	kW	kW	kW	Reference	Unit MRP [₹]
Normal duty applications								
4	7.5	7.5	9	9	11	15	ATS480D17Y	On Request
5.5	11	11	11	11	15	18.5	ATS480D22Y	On Request
7.5	15	15	18.5	18.5	22	22	ATS480D32Y	On Request
9	18.5	18.5	22	22	30	30	ATS480D38Y	On Request
11	22	22	30	30	37	37	ATS480D47Y	On Request
15	30	30	37	37	45	45	ATS480D62Y	On Request
18.5	37	37	45	45	55	55	ATS480D75Y	On Request
22	45	45	55	55	75	75	ATS480D88Y	On Request
30	55	55	75	75	90	90	ATS480C11Y	On Request
37	75	75	90	90	110	110	ATS480C14Y	On Request
45	90	90	110	110	132	160	ATS480C17Y	On Request
55	110	110	132	132	160	200	ATS480C21Y	On Request
75	132	132	160	160	220	250	ATS480C25Y	On Request
90	160	160	220	220	250	315	ATS480C32Y	On Request
110	220	220	250	250	355	400	ATS480C41Y	On Request
132	250	250	315	315	400	500	ATS480C48Y	On Request
160	315	355	400	400	560	560	ATS480C59Y	On Request
–	355	400	–	–	630	630	ATS480C66Y	On Request
220	400	500	500	500	710	710	ATS480C79Y	On Request
250	500	630	630	630	900	900	ATS480M10Y	On Request
355	630	710	800	800	–	–	ATS480M12Y	On Request
Heavy duty applications								
3	5.5	5.5	7.5	7.5	9	11	ATS480D17Y	On Request
4	7.5	7.5	9	9	11	15	ATS480D22Y	On Request
5.5	11	11	11	11	15	18.5	ATS480D32Y	On Request
7.5	15	15	18.5	18.5	22	22	ATS480D38Y	On Request
9	18.5	18.5	22	22	30	30	ATS480D47Y	On Request
11	22	22	30	30	37	37	ATS480D62Y	On Request
15	30	30	37	37	45	45	ATS480D75Y	On Request
18.5	37	37	45	45	55	55	ATS480D88Y	On Request
22	45	45	55	55	75	75	ATS480C11Y	On Request
30	55	55	75	75	90	90	ATS480C14Y	On Request
37	75	75	90	90	110	110	ATS480C17Y	On Request
45	90	90	110	110	132	160	ATS480C21Y	On Request
55	110	110	132	132	160	200	ATS480C25Y	On Request
75	132	132	160	160	220	250	ATS480C32Y	On Request
90	160	160	220	220	250	315	ATS480C41Y	On Request
110	220	220	250	250	355	400	ATS480C48Y	On Request
132	250	250	315	315	400	500	ATS480C59Y	On Request
160	315	355	400	400	560	560	ATS480C66Y	On Request
–	355	400	–	–	630	630	ATS480C79Y	On Request
220	400	500	500	500	710	710	ATS480M10Y	On Request
250	500	630	630	630	900	900	ATS480M12Y	On Request

Please contact Customer Care Center for Stockable and Non stockable status of references.

NORMAL STOCK ITEMS

W.E.F. April 01st, 2026



Altivar Soft Starter ATS490

From 17A to 1200A



Green
Premium™

Sustainable
performance,
by design

Discover the innovative features, and high durability performance of Altivar Soft Starter ATS490 that leads to the optimization of the project cost and provides a holistic vision for energy and asset management. Downtime and maintenance costs are reduced even for the most demanding application keeping safety and security.

Improve competitiveness

CapEx reduction through integration, removing external devices. OpEx reduction through high durability and data reporting

Improve sustainability

99.5% efficiency with integrated bypass

power and energy monitoring

Plastic with bio-based content (>20%), ASI certified aluminium compliant with REACH and RoHS

Improve operational resilience

Torque control, the original high durability and integrated condition monitoring

Cybersecurity certified

IEC 62443-4-2 SL1

Extend the lifespan with reparability and upgrade

Safe Torque Off certified

IEC 61508 SIL 1

IP20 protection degree as standard up to 110A, with protective covers up to 660A



Certified Cybersecurity Features

Altivar Soft Starter ATS490



- Integrated bypass
- Cybersecurity features certified IEC 62443-3-2 SL1
- Safe Torque Off certified IEC61508 SIL1
- Ethernet embedded : Modbus TCP, Ethernet/IP
- Differentiated equipment design to reduce CapEx
- Digital data reporting for Energy, asset management and high durability to reduce OpEx.

Next Gen Soft Starter for process and infrastructure, normal and Heavy duty applications, from 17 to 1200A

From 3 to 900kW (1200HP)

Ue = 208 to 690V 3 phase

Us = 115 to 230VAC

Nominal Current (Amps)	Reference	Unit MRP [₹]
Three phase-Supply Voltage: 208V...690V		
17	ATS490D17Y	On Request
22	ATS490D22Y	On Request
32	ATS490D32Y	On Request
38	ATS490D38Y	On Request
47	ATS490D47Y	On Request
52	ATS490D62Y	On Request
75	ATS490D75Y	On Request
88	ATS490D88Y	On Request
110	ATS490C11Y	On Request
140	ATS490C14Y	On Request
170	ATS490C17Y	On Request
210	ATS490C21Y	On Request
250	ATS490C25Y	On Request
320	ATS490C32Y	On Request
410	ATS490C41Y	On Request
480	ATS490C48Y	On Request
590	ATS490C59Y	On Request
660	ATS490C66Y	On Request
790	ATS490C79Y	On Request
1000	ATS490M10Y	On Request
1200	ATS490M12Y	On Request

Please contact Customer Care Center for Stockable and Non stockable status of references.

NORMAL STOCK ITEMS

W.E.F. April 01st, 2026



Harmony Relays

Electromechanical, Timer and control Relays

Enhance **operational efficiency** and **optimize equipment availability** with our widest range of relays. Harmony relays are designed, manufactured, and tested to meet your needs for both wired logic functions and PLC Interfaces.

se.com/in



- **Wide choice:** 1C/O 10 A – 2C/O 5 A, 24 VDC – 230 VAC, multifunctional features
- **Robust installation:** fast-on pin terminal
- **Easy to use:** optional status indication and test function
- **Safe to perform:** feasibility to add protection modules (diode, diode + LED, RC circuit, or varistor + LED)
- **Space saving:** only 16 mm socket for 2C/O
- **Complies:** to CE, UL, CSA, EAC

RXG Interface Relays NEW

Description	Relay	Control Circuit Voltage (V)		Reference	Unit MRP [₹]
1CO 6 Pin Relay Standard cover lockable test button					
Without LED indicator	1 CO - 10 A	24V	DC	RXG11BD	690
	1 CO - 10 A	120V	AC	RXG11F7	911
	1 CO - 10 A	230V	AC	RXG11P7	859
With LED indicator	1 CO - 10 A	24V	DC	RXG12BD	779
	1 CO - 10 A	120V	AC	RXG12F7	934
	1 CO - 10 A	230V	AC	RXG12P7	934
2CO 8 Pin Relay Standard cover lockable test button					
Without LED indicator	2 CO - 5 A	24V	DC	RXG21BD	778
	2 CO - 5 A	120V	AC	RXG21F7	944
	2 CO - 5 A	230V	AC	RXG21P7	926
With LED indicator	2 CO - 5 A	24V	DC	RXG22BD	865
	2 CO - 5 A	120V	AC	RXG22F7	1040
	2 CO - 5 A	230V	AC	RXG22P7	1040
Sockets for relay					
For Relay RXG1, screw				RGZE1S35M	427
For Relay RXG2, screw				RGZE1S48M	472



Easy Harmony RXG NEW

Description	Relay	Control Circuit Voltage (V)		Reference	Unit MRP [₹]
1CO 6 Pin Relay Standard (without Test button)					
With LED	1 CO - 10 A	24	DC	RXG16BD	347
	1 CO - 10 A	230	AC	RXG16P7	415
Without LED	1 CO - 10 A	24	DC	RXG18BD	311
	1 CO - 10 A	230	AC	RXG18P7	374
Socket				RGZE05E	173
2CO 8 Pin Relay Basic cover (without Test button)					
With LED	2 CO - 5 A	24	DC	RXG26BD	415
	2 CO - 5 A	230	AC	RXG26P7	461
Without LED	2 CO - 5 A	24	DC	RXG28BD	374
	2 CO - 5 A	230	AC	RXG28P7	415
Socket				RGZE08E	191

Please contact Customer Care Center for Stockable and Non stockable status of references.

NORMAL STOCK ITEMS

W.E.F. April 01st, 2026



- 5A relay with 2C/O contacts or 3A relay with 4 C/O contacts
- Mechanical indicator with transparent cover
- Power On" LED for readiness
- Socket for both DIN-rail and panel mounting
- Eco-design with ROHS, CE, GOST

RXM Miniature Relays

Description	Relay	Control Circuit Voltage (V)		Reference	Unit MRP [₹]
2 CO 8 Pin relays Without lockable test button					
Without LED indicator	2 CO - 5 A	24V	DC	RXM2LB1BD	503
	2 CO - 5 A	24V	AC	RXM2LB1B7	526
	2 CO - 5 A	120V	AC	RXM2LB1F7	526
	2 CO - 5 A	230V	AC	RXM2LB1P7	515
With LED indicator	2 CO - 5 A	24V	DC	RXM2LB2BD	541
	2 CO - 5 A	48V	DC	RXM2LB2ED	581
	2 CO - 5 A	24V	AC	RXM2LB2B7	581
	2 CO - 5 A	120V	AC	RXM2LB2F7	581
	2 CO - 5 A	230V	AC	RXM2LB2P7	541
4 CO 14 Pin relays Without lockable test button					
Without LED indicator	4 CO - 3 A	12V	DC	RXM4LB1JD	712
	4 CO - 3 A	24V	DC	RXM4LB1BD	581
	4 CO - 3 A	24V	AC	RXM4LB1B7	639
	4 CO - 3 A	230V	AC	RXM4LB1P7	581
With LED indicator	4 CO - 3 A	12V	DC	RXM4LB2JD	655
	4 CO - 3 A	24V	DC	RXM4LB2BD	613
	4 CO - 3 A	48V	DC	RXM4LB2ED	655
	4 CO - 3 A	24V	AC	RXM4LB2B7	655
	4 CO - 3 A	120V	AC	RXM4LB2F7	655
4 CO - 3 A	230V	AC	RXM4LB2P7	613	

Description	Type	Reference	Unit MRP [₹]
Sockets			
Mixed,screw clamp term, for RXM2L range	Socket	RXZE1M2C	255
Mixed,screw clamp term, for RXM4L range	Socket	RXZE1M4C	324
Metal clamp for RXZE1M2C	Accessory	RXZ420	61

Please contact Customer Care Center for Stockable and Non stockable status of references.

NORMAL STOCK ITEMS

W.E.F. April 01st, 2026

Description	Connection	Relay Type	Reference	Unit MRP [₹]
Sockets for RXMNB Relays				
Mixed	Screw Clamp connector	RXM2N	RXZE2M2N	272
Mixed	Screw Clamp connector	RXM4N	RXZE2M4N	310

RPM Power Relay

Description	Relay	Control Circuit Voltage (V)		Reference	Unit MRP [₹]
Power Relay					
	1 CO - 15 A	24V	DC	RPM12BD	1080
	2 CO - 15 A	24 V	DC	RPM22BD	1434
	2 CO - 15 A	120V	AC	RPM22F7	1927
	2 CO - 15 A	230V	AC	RPM22P7	1616
	3 CO - 15 A	24V	DC	RPM32BD	1824
With LED Indicators	3 CO - 15 A	230V	AC	RPM32P7	1862
	4 CO - 15 A	24V	DC	RPM42BD	1754
	4 CO - 15 A	110V	DC	RPM42FD	1901
	4 CO - 15 A	24V	AC	RPM42B7	1734
	4 CO - 15 A	110V	AC	RPM42F7	1947
	4 CO - 15 A	230V	AC	RPM42P7	1723

Description	Connection	Relay Type	Reference	Unit MRP [₹]
Sockets				
Mixed	Screw Clamp connector	RPM1	RPZF1	694
Mixed	Screw Clamp connector	RPM2	RPZF2	698
Mixed	Screw Clamp connector	RPM3	RPZF3	1232
Mixed	Screw Clamp connector	RPM4	RPZF4	1191
Clips And Legends				
Metal maintaining clamp - for relay socket RPZF1			RPZR235	186

Please contact Customer Care Center for Stockable and Non stockable status of references.

NORMAL STOCK ITEMS

W.E.F. April 01st, 2026



- High-performance EMR Relays to ensure machine and system availability.
- Flexible choices with different contact numbers, current, and control coil voltages.
- 12A relay with 2C/O contacts or 6A relay with 4 C/O contacts
- One step lockable test button
- Mechanical indicator for contact status
- Power on" LED for readines

RXM Miniature Relays

Description	Relay	Control Circuit Voltage (V)	Reference	Unit MRP [₹]
2CO 8 Pin Relay Standard cover lockable test button				
Without LED indicator	2 CO - 12 A	12V	DC RXM2AB1JD	793
	2 CO - 12 A	24V	DC RXM2AB1BD	763
	2 CO - 12 A	48V	DC RXM2AB1ED	837
	2 CO - 12 A	110V	DC RXM2AB1FD	800
	2 CO - 12 A	48V	AC RXM2AB1E7	793
	2 CO - 12 A	120V	AC RXM2AB1F7	793
	2 CO - 12 A	230V	AC RXM2AB1P7	763
2CO 8 Pin Relay Standard cover lockable test button				
With LED Indicator	2 CO - 12 A	12V	DC RXM2AB2JD	827
	2 CO - 12 A	24V	DC RXM2AB2BD	793
	2 CO - 12 A	48V	DC RXM2AB2ED	874
	2 CO - 12 A	110V	DC RXM2AB2FD	812
	2 CO - 12 A	24V	AC RXM2AB2B7	822
	2 CO - 12 A	48V	AC RXM2AB2E7	812
	2 CO - 12 A	120V	AC RXM2AB2F7	827
	2 CO - 12 A	230V	AC RXM2AB2P7	793
4CO 14 Pin Relay Standard cover with lockable test button				
Without LED indicator	4 CO - 6 A	12V	DC RXM4AB1JD	949
	4 CO - 6 A	24V	DC RXM4AB1BD	949
	4 CO - 6 A	48V	DC RXM4AB1ED	1057
	4 CO - 6 A	110V	DC RXM4AB1FD	1057
	4 CO - 6 A	24V	AC RXM4AB1B7	968
	4 CO - 6 A	48V	AC RXM4AB1E7	995
	4 CO - 6 A	120V	AC RXM4AB1F7	968
	4 CO - 6 A	230V	AC RXM4AB1P7	968
4 CO 14 Pin Relay Standard cover with lockable test button				
With LED Indicator	4 CO - 6 A	12V	DC RXM4AB2JD	1106
	4 CO - 6 A	24V	DC RXM4AB2BD	1051
	4 CO - 6 A	48V	DC RXM4AB2ED	1106
	4 CO - 6 A	110V	DC RXM4AB2FD	1106
	4 CO - 6 A	24V	AC RXM4AB2B7	1127
	4 CO - 6 A	48V	AC RXM4AB2E7	1127
	4 CO - 6 A	120V	AC RXM4AB2F7	1127
	4 CO - 6 A	230V	AC RXM4AB2P7	1072

RXM Miniature Relays

Description	Connection	Relay Type	Thermal Current (Ith)	Reference	Unit MRP [₹]
Sockets					
Mixed contact	Screw Clamp	RXM2* / RXM4*	10A	RXZE2M114	398
	Screw Connector	RXM2* / RXM4*	10A	RXZE2M114M	357
Separate	Screw Connector	RXM2*	12A	RXZE2S108M	414
	Screw Connector	RXM3*	10A	RXZE2S111M	458
	Screw Connector	RXM4*	10A	RXZE2S114M	490

Description	Voltage V	For use with	Reference	Unit MRP [₹]
Sockets				
Diode	6...250 V DC	All Aockets	RXM040W	186
RC Circuit	24..60 V AC	All Aockets	RXM041BN7	200
	110..240 V AC	All Aockets	RXM041FU7	200
Varistor	6..24 V AC/DC	All Aockets	RXM021RB	234
	24..60 V AC/DC	All Aockets	RXM021BN	234
	110..240 V AC/DC	All Aockets	RXM021FP	224

Please contact Customer Care Center for Stockable and Non stockable status of references.

NORMAL STOCK ITEMS

W.E.F. April 01st, 2026



RE17 Electronic Timers



Description	Supply Voltage	Time Range	Output	Reference	Unit MRP [₹]
RE10 Timers					
MultiFunction	24 V DC, 24...240 V AC	1 s .. 100 h	1 CO	RE10RMMU	2602
RE17 Timers					
On Delay	24 ...240 V AC/DC	0.1 s .. 100 h	1 CO SS	RE17LAMW	3394
Off -delay	24 ...240 V AC	1 s .. 100 h	1 CO SS	RE17LCBM	3969
Interval on delay	24 ...240 V AC	1 s .. 100 h	1 CO SS	RE17LHBM	5077
Asymmetrical flashing	24 ...240 V AC	1 s .. 100 h	1 CO SS	RE17LLBM	4171
Multifunction	24 ...240 V AC	1 s .. 100 h	1 CO SS	RE17LMBM	4086
On Delay	24 VDC /24...240 VAC	1 s .. 100 h	1 CO	RE17RAMU	3184
Single Interval	24 VDC /24...240 VAC	1 s .. 100 h	1 CO	RE17RBMU	4733
Off- Delay	24 VDC /24...240 VAC	1 s .. 100 h	1 CO	RE17RCMU	3331
Interval on delay	24 VDC /24...240 VAC	1 s .. 100 h	1 CO	RE17RHMU	3426
Asymmetrical flashing	24 VDC /24...240 VAC	1 s .. 100 h	1 CO	RE17RLMU	4453
Multifunction	12 V DC	1 s .. 100 h	1 CO	RE17RMJU	4212
Multifunction	24 VDC /24...240 VAC	1 s .. 100 h	1 CO	RE17RMMU	4093
Multifunction	12 ...240 VAC/DC	0.1 s .. 100 h	1 CO	RE17RMMW	4559
Multifunction	12 ...240 VAC/DC	0.1 s .. 100 h	1 CO	RE17RMMWS	4910
Multifunction	24 VDC /24...240 VAC	0.1 s .. 100 h	1 CO	RE17RMXMU	5150
Multifunction	24 VDC /24...240 VAC	0.1 s .. 10 h	1 CO	RE17RMEMU	4041



RE22 Electronic Timers

Description	Supply Voltage	Time Range	Output	Reference	Unit MRP [₹]
RM22 Timers					
On Delay	24 ...240 V AC/DC	0.05s...300h	1 CO	RE22R1AMR	5873
Off Delay	24 ...240 V AC/DC	0.05s...300h	1 CO	RE22R1CMR	11161
Off Delay	24 ...240 V AC/DC	0.05s...10min	1 CO	RE22R1KMR	13241
Asymmetrical flashing	24 ...240 V AC/DC	0.05s...300h	1 CO	RE22R1MLMR	9226
Multi function	24 ...240 V AC/DC	0.05s...300h	1 CO	RE22R1MYMR	8984
Start Delta	24 VDC /24...240 VAC	0.05s...300s	1 CO	RE22R1QCMU	6998
Start Delta	24 VDC /24...240 VAC	1s...100h	1 CO	RE22R1QMU	6625
On Delay	24 ...240 V AC/DC	0.05s...300h	2 CO	RE22R2AMR	11276
Off Delay	24 VDC /24...240 VAC	1s...100h	2 CO	RE22R2AMU	5542
Off Delay	24 ...240 V AC/DC	0.05s...300h	2 CO	RE22R2CMR	16250
Asymmetrical flashing	24 ...240 V AC/DC	0.05s...300h	2 CO	RE22R2DMR	9226
Off Delay	24 ...240 V AC/DC	0.05s...10min	2 CO	RE22R2KMR	16221
Multi function	24 ...240 V AC/DC	1s...100h	2 CO	RE22R2MMU	5564
Multi function	12 ...240 VAC/DC	1s...100h	2 CO	RE22R2MMW	6357
Multi function	24 ...240 V AC/DC	0.05s...300h	2 CO	RE22R2MYMR	18103
Start Delta	24 ...240 V AC/DC	0.05s...30s	2 CO	RE22R2QEMR	8497
Start Delta	24 ...240 V AC/DC	0.05s...300h	2 CO	RE22R2QGMR	12719
Start Delta	24 ...240 V AC/DC	0.05s...300h	2 CO	RE22R2QTMR	8938

Please contact Customer Care Center for Stockable and Non stockable status of references.

NORMAL STOCK ITEMS

W.E.F. April 01st, 2026



Control - Monitoring & Control Relays

Description	Supply Voltage	Measurement Range	Time Range	Output	Reference	Unit MRP [₹]
RM10 Measurement & Control Relays						
3 Phase Multifunction	Self Powered	208...480 VAC	-	1 CO	RM10TE00	3821
3 Phase Multifunction	Self Powered	183...528 VAC	-	1 CO	RM10TG00	3559
RM17 Measurement & Control Relays (self Powered)						
3 Ø: Phase loss/ Phase sequence	Self Powered	208...480 VAC	-	1 CO	RM17TG00	16985
3 Ø: Phase loss/ Phase sequence	Self Powered	208...440 VAC	-	2 CO	RM17TG20	4540
Phase Sequence, Phase,loss,Undervoltage	Self Powered	208...480 VAC	-	1 CO	RM17TU00	9128
Phase Sequence, Phase,loss, Asymmetry	Self Powered	208...480 VAC	-	1 CO	RM17TA00	11154
Multifunction	Self Powered	208...480 VAC	-	1 CO	RM17TE00	29117
1 phase under or overvoltage control	Self Powered	65 to 260 VAC/DC	0.1 - 10 s	1 CO	RM17UAS15	9128
1 phase/ under or overvoltage control in window	Self Powered		0.1 - 10 s	1 CO	RM17UBE15	24002

Description	Supply Voltage	Measurement Range	Time Range	Output	Reference	Unit MRP [₹]
RM22 Measurement & Control Relays						
Phase loss/ Phase sequence	Self powered	208...480 VAC	-	2 CO	RM22TG20	6908
Multifunction	Self powered	208...480 VAC	0.1..30 s	2 CO	RM22TR33	5378
Phase Sequence, Phase,loss,Undervoltage	Self powered	208...480 VAC	-	2 CO	RM22TU23	9147
Under or overvoltage	24...240 VAC	1...100 VAC/DC	0.1..30 s	2 CO	RM22UA32MR	13968
Under or overvoltage	24...240 VAC	15...500 VAC/DC	0.1..30 s	2 CO	RM22UA33MR	12266
Under or overcurrent	24...240 VAC	4mA...1A	0.1..30 s	2 CO	RM22JA31MR	13043
Level Control	24...240 VAC	4K...100K ohm	-	1 CO	RM22LG11MR	6975
RM35 Measurement & control relays						
Multifunction	Self powered	220...480 VAC	-	2C/O	RM35TF30	On Request
Under or overvoltage P-N	Self powered	120...277 VAC	-	2C/O	RM35UB3N30	On Request
Over or undervoltage	24...240 VAC/DC	15...600 VAC/DC	-	2C/O	RM35UA13MW	On Request
Over or undercurrent	24...240 VAC/DC	0.15...15A	-	2C/O	RM35JA32MW	On Request
Liquid level control	24...240 VAC/DC	-	-	2C/O	RM35LM33MW	On Request
Under or overspeed	24...240 VAC/DC	-	-	1 C/O	RM35S0MW	On Request

Please contact Customer Care Center for Stockable and Non stockable status of references.

NORMAL STOCK ITEMS

W.E.F. April 01st, 2026



Easy Harmony Electronic Relays

The easy choice for timer and control relays



- **Cost-effective:**
Essential choice with optimized function features
- **Space saving:**
Compact size in 17.5mm form factor
- **Easy selection:**
Six references to meet most of the application needs
- **Meets international industrial standards:**
cULus, CE, CCC, and UKCA



RM10: Control relays



RE10: Timer relays



se.com/in



RM10 series

Control relays with the basic, standard or advanced monitoring function of 3 phase power network that feeds to the customer application.

Harmony 3 Phase Control Relays

Description	Range	Voltage	Output	Reference	Unit MRP [₹]
Basic: Phase sequence, phase loss	-	208...480Vac	1CO, 5A	RM10TG00N	2071
Standard: Phase sequence, phase loss, phase imbalance	0...15s	208...480Vac	1CO, 5A	RM10TA00N	2507
Advanced: Phase sequence, phase loss, phase imbalance, over voltage and under voltage	0...100s	208...480Vac	1CO, 5A	RM10TE00N	2834



RE10 series

Timer relays with single time function, to fulfill customer application needs with simple hard-wired timing control.

Harmony Timer Relays

Description	Range	Voltage	Output	Reference	Unit MRP [₹]
Single function: ON delay	0...30hrs	240VAC or 24VAC/DC	1CO, 5A	RE10RAMUN	1417
Single function: OFF delay	0...30hrs	240VAC or 24VAC/DC	1CO, 5A	RE10RCMUN	1744
Single function: Star-delta	0...120s	240 VAC	1CO, 5A	RE10RQM7N	1526

Adapted to your applications, segments and operating environments



Pumping



Fan



Motor



Generator



Material working



Material handling



MMM

Please contact Customer Care Center for Stockable and Non stockable status of references.

NORMAL STOCK ITEMS

W.E.F. April 01st, 2026



Control & Signaling Unit

Push Buttons, Switches and Pilot Lights

Pilot lights

Description	Supply Voltage	Colour	Reference	Unit MRP [₹]
With Direct Integral LED				
	~/- 12V	White	XA2EVJ1LC	247
	~/- 12V	Green	XA2EVJ3LC	220
	~/- 12V	Red	XA2EVJ4LC	220
	~/- 12V	Amber	XA2EVJ5LC	220
	~/- 12V	Blue	XA2EVJ6LC	327
	~/- 12V	Yellow	XA2EVJ8LC	220
	~/- 24V	White	XA2EVB1LC	247
	~/- 24V	Green	XA2EVB3LC	220
	~/- 24V	Red	XA2EVB4LC	220
	~/- 24V	Amber	XA2EVB5LC	220
	~/- 24V	Blue	XA2EVB6LC	327
	~/- 24V	Yellow	XA2EVB8LC	220
	~/- 30V	White	XA2EVC1LC	247
	~/- 30V	Green	XA2EVC3LC	220
	~/- 30V	Red	XA2EVC4LC	220
	~/- 30V	Amber	XA2EVC5LC	220
	~/- 30V	Blue	XA2EVC6LC	327
	~/- 30V	Yellow	XA2EVC8LC	220
	~/- 48V	White	XA2EVE1LC	247
	~/- 48V	Green	XA2EVE3LC	220
	~/- 48V	Red	XA2EVE4LC	220
	~/- 48V	Amber	XA2EVE5LC	220
	~/- 48V	Blue	XA2EVE6LC	327
	~/- 48V	Yellow	XA2EVE8LC	220
	~/- 60...63.5 V	White	XA2EVEE1LC	247
	~/- 60...63.5 V	Green	XA2EVEE3LC	220
	~/- 60...63.5 V	Red	XA2EVEE4LC	220
	~/- 60...63.5 V	Amber	XA2EVEE5LC	220
	~/- 60...63.5 V	Blue	XA2EVEE6LC	327
	~/- 60...63.5 V	Yellow	XA2EVEE8LC	220
	~/- 110 V	White	XA2EVF1LC	256
	~/- 110 V	Green	XA2EVF3LC	220
	~/- 110 V	Red	XA2EVF4LC	220
	~/- 110 V	Amber	XA2EVF5LC	220
	~/- 110 V	Blue	XA2EVF6LC	362
	~/- 110 V	Yellow	XA2EVF8LC	220
	- 220 V	White	XA2EVMD1LC	306
	- 220 V	Green	XA2EVMD3LC	296
	- 220 V	Red	XA2EVMD4LC	278
	- 220 V	Blue	XA2EVMD6LC	618
	- 220 V	Yellow	XA2EVMD8LC	278
	~ 220 ... 230 V	White	XA2EVM1LC	247
	~ 220 ... 230 V	Green	XA2EVM3LC	220
	~ 220 ... 230 V	Red	XA2EVM4LC	220
	~ 220 ... 230 V	Amber	XA2EVM5LC	220
	~ 220 ... 230 V	Blue	XA2EVM6LC	327
	~ 220 ... 230 V	Yellow	XA2EVM8LC	220
	~ 380 ... 400 V	White	XA2EVQ1LC	338
	~ 380 ... 400 V	Green	XA2EVQ3LC	338
	~ 380 ... 400 V	Red	XA2EVQ4LC	327
~ 380 ... 400 V	Amber	XA2EVQ5LC	362	
~ 380 ... 400 V	Blue	XA2EVQ6LC	728	
~ 380 ... 400 V	Yellow	XA2EVQ8LC	327	

Please contact Customer Care Center for Stockable and Non stockable status of references.

NORMAL STOCK ITEMS

W.E.F. April 01st, 2026

Pushbuttons

Description	Contacts	Color	Reference	Unit MRP [₹]
Pushbuttons plastic circular bezel - complete, spring return				
Flush unmarked	1 NO	White	XB5AA11N	233
Flush unmarked	1 NO	Black	XB5AA21N	225
Flush unmarked	1 NO	Green	XB5AA31N	225
Flush unmarked	1 NO	Yellow	XB5AA51N	225
Flush unmarked	1 NO	Blue	XB5AA61N	225
Flush unmarked	1 NC	Red	XB5AA42N	225
Flush unmarked	1 NO	Red	XB5AA41N	225
Projecting	1 NC	Red	XB5AL42N	272
Double headed Pushbutton	1 NO + 1 NC	Green	XB5AL845N	1582
Flush with silicon transparent boot	1 NO	Green	XB5AP31N	342

Illuminated Pushbuttons

Description	Contacts	Color	Reference	Unit MRP [₹]
Illuminated Pushbuttons plastic circular bezel - complete, Clear Lens				
Flush Integral LED 24V AC/DC	1 NO	White	XB5AW31B1N	656
Flush Integral LED 24V AC/DC	1 NO	Green	XB5AW33B1N	656
Flush Integral LED 24V AC/DC	1 NC	Red	XB5AW34B2N	656
Flush Integral LED 24V AC/DC	1 NO	Yellow	XB5AW35B1N	656
Flush Integral LED 24V AC/DC	1 NO	Amber	XB5AW38B1N	734
Flush Integral LED 24V AC/DC	1 NO	Blue	XB5AW36B1N	1209
Flush Integral LED 110V AC	1 NO	Green	XB5AW33G1N	799
Flush Integral LED 110V AC	1 NC	Red	XB5AW34G2N	799
Flush Integral LED 230V AC	1 NO	White	XB5AW31M1N	662
Flush Integral LED 230V AC	1 NO	Green	XB5AW33M1N	656
Flush Integral LED 230V AC	1 NC	Red	XB5AW34M2N	656
Flush Integral LED 230V AC	1 NO	Yellow	XB5AW35M1N	656
Flush Integral LED 230V AC	1 NO	Amber	XB5AW38M1N	734
Flush Integral LED 230V AC	1 NO	Blue	XB5AW36M1N	1209

* Clear type illuminated Push buttons are provided with striated lens.

Pilot Lights

Description	Supply Voltage V	Color	Reference	Unit MRP [₹]
With smooth lens (except clear colour)				
Direct Integral LED	24V AC/DC	White	XB7EV01BPN	341
Direct Integral LED	24V AC/DC	Green	XB7EV03BPN	318
Direct Integral LED	24V AC/DC	Red	XB7EV04BPN	318
Direct Integral LED	24V AC/DC	Yellow	XB7EV05BPN	318
Direct Integral LED	24V AC/DC	Amber	XB7EV08BPN	318
Direct Integral LED	24V AC/DC	Blue	XB7EV06BPN	652
Direct Integral LED	120V AC	White	XB7EV01GPN	380
Direct Integral LED	120V AC	Green	XB7EV03GPN	318
Direct Integral LED	120V AC	Red	XB7EV04GPN	318
Direct Integral LED	120V AC	Yellow	XB7EV05GPN	351
Direct Integral LED	120V AC	Amber	XB7EV08GPN	318
Direct Integral LED	120V AC	Blue	XB7EV06GPN	725
Direct Integral LED	230V AC	White	XB7EV01MPN	341
Direct Integral LED	230V AC	Green	XB7EV03MPN	318
Direct Integral LED	230V AC	Red	XB7EV04MPN	318
Direct Integral LED	230V AC	Yellow	XB7EV05MPN	318
Direct Integral LED	230V AC	Amber	XB7EV08MPN	318
Direct Integral LED	230V AC	Blue	XB7EV06MPN	652

* Clear type pilot lights are provided with striated lens.

Please contact Customer Care Center for Stockable and Non stockable status of references.

NORMAL STOCK ITEMS

W.E.F. April 01st, 2026

Selector Switch

Description	Type	Contacts	Color	Reference	Unit MRP [₹]
Selector Switch-Complete(Non-Illuminated)					
Stanadard Handle	2 Position stay put	1 NO	Black	XB5AD21N	553
	2 Position spring return, right to left	1 NO	Black	XB5AD41N	878
	3 Position stay put	2 NO	Black	XB5AD33N	602
	3 Position spring return to center	2 NO	Black	XB5AD53N	640
	3 Position spring return, left to center	2 NO	Black	XB5AD73N	748
	3 Position spring return, right to center	2 NO	Black	XB5AD83N	765
Long Handle	2 Position stay put	1 NO	Black	XB5AJ21N	637
	3 Postion stay put	2 NO	Black	XB5AJ33N	681
	3 Spring return to center	2 NO	Black	XB5AJ53N	663
Key Switch	2 Position stay put L- Key release	1 NO	Black	XB5AG21N	867
	2 Position stay put R-L Key release	1 NO	Black	XB5AG41N	925
	2 Position spring return, right to left, L	1 NO	Black	XB5AG61N	1644
	3 Position stay put, All pos Key release	2 NO	Black	XB5AG03N	736
	3 Position stay put, Center Key release	2 NO	Black	XB5AG33N	1016
	3 Position stay put, R-L Key release	2 NO	Black	XB5AG53N	1029

Description	Supply Voltage	Contacts	Color	Reference	Unit MRP [₹]
Illuminated Selector Switch-Complete					
2 Position Stay put	24 VAC/ DC	1 NO	White	XB5AK121B1N	1248
	24 VAC/ DC	1 NO	Green	XB5AK123B1N	973
	24 VAC/ DC	1 NC	Red	XB5AK124B2N	973
	24 VAC/ DC	1 NO	Yellow	XB5AK125B1N	973
2 Position Spring Return	24 VAC/ DC	1 NO	Green	XB5AK143B1N	1896
2 Position Stay put	230V AC	1 NO	White	XB5AK121M1N	1248
	230V AC	1 NO	Green	XB5AK123M1N	973
	230V AC	1 NC	Red	XB5AK124M2N	973
	230V AC	1 NO	Yellow	XB5AK125M1N	1080
3 Position Stay put	24 VAC/ DC	2 NO	Green	XB5AK133B3N	1017
	24 VAC/ DC	1 NO+1 NC	Red	XB5AK134B5N	1132
3 Position Spring Return	24 VAC/ DC	2 NO	White	XB5AK151B3N	1231
	24 VAC/ DC	2 NO	Green	XB5AK153B3N	1018
	24 VAC/ DC	2 NO	Yellow	XB5AK155B3N	1652
3 Position Stay put	230 VAC	2 NO	Green	XB5AK133M3N	1017
	230 VAC	1 NO+1 NC	Red	XB5AK134M5N	1132
	230 VAC	2 NO	Yellow	XB5AK135M3N	1187
3 Position Spring Return	230 VAC	2 NO	White	XB5AK151M3N	1108
	230 VAC	2 NO	Green	XB5AK153M3N	1018
	230 VAC	2 NO	Yellow	XB5AK155M3N	1652

Mushhead Pushbutton

Description	Dia of Head	Type of Contact	Colour	Reference	Unit MRP [₹]
Mushroom Head Pushbuttons					
Spring return	40	1 NO	Black	XB5AC21N	449
	40	1 NO	Green	XB5AC31N	446
	40	1 NC	Red	XB5AC42N	446
	60	1 NO	Green	XB5AR31N	603
Emergency Switching Off Mushroom Head push button					
Turn to release	30	1 NC	Red	XB5AS442N	425
Turn to release	40	1 NC	Red	XB5AS542N	425
Key release (n°155)	40	1 NC	Red	XB5AS142N	776
Trigger action Turn to release	40	1 NO+ 1 NC	Red	XB5AS8445N	1029
Trigger action key to release	40	1 NO+ 1 NC	Red	XB5AS9445N	1017

Please contact Customer Care Center for Stockable and Non stockable status of references.

NORMAL STOCK ITEMS

W.E.F. April 01st, 2026

Illuminated Pushbutton with yellow LED

Description	Supply Voltage	Type of Contact	Color	Reference	Unit MRP [₹]
Double Headed Pushbuttons (Spring return)					
1 flush push (marked "I") 1 pilot light 1 projecting push (marked "O")	24V AC/DC	NO+NC	Green+Red	XB5AW84B5N	1569
	230V AC	NO+NC	Green+Red	XB5AW84M5N	1569
Illuminated Emergency Swithing Off Pushbutton (Mushroom head)					
Turn to release	24V AC/DC	NC	Red	XB5AW74B2N	1390
	230V AC	NC	Red	XB5AW74M2N	1476

Accessories

Description	Marking on Yellow background	Color	Reference	Unit MRP [₹]
Double Headed Pushbuttons (Spring return)				
Circular Legends for Emergency stop function	Emergency Stop	Yellow	ZBY9330N	163

Description	Contact Type	Reference	Unit MRP [₹]
Contact blocks with screw clamp terminal connections			
Single contact block	1 NO	ZBE101N	131
Single contact block	1 NC	ZBE102N	131

Description	Reference	Unit MRP [₹]
Contact blocks with screw clamp terminal connections		
Boot for cylindrical flush PB	ZBPAN	88

Biometric Switches

Description	Reference	Unit MRP [₹]
Bistable biometric switch, 24 V DC - PNP - by 2m cable	XB5S1B2L2	50353
Bistable biometric switch, 24 V DC - PNP - by M12 connector	XB5S1B2M12	53123
Monostable biometric switch, 24 V DC - PNP - by 2m cable	XB5S2B2L2	51013
Monostable biometric switch, 24 V DC - PNP - by M12 connector	XB5S2B2M12	52960

Please contact Customer Care Center for Stockable and Non stockable status of references.

NORMAL STOCK ITEMS

W.E.F. April 01st, 2026



Easy Harmony XB2

Just enough robust switch with added strength

Reliable, flexible and just enough



Easy Harmony XB2 Ø 22 mm metal modular push buttons and switches, are the basic products perfectly suited to meet majority of installation requirements, with metal features for added strength.

Designed for robust applications without compromising on ease of use, safety, flexibility and availability. Providing just enough and a little more.

Target Segments

Consumer packaging, material working, textile machine, printing, hoisting, process control, lift and elevator.



Ø 22 mm metal modular push buttons and switches

Fit for purpose

- Designed to be used in numerous control and signaling applications
- Easy selection of the key functions for standard applications
- Diameter Ø 22 mm for standard OEM and panel-builder applications

Robustness

- Metal bezels with metal fixing collars for impact endurance
- Excellent resistance to mechanical shocks and vibrations
- Metal screws for secure fix and grounding contact to the panel
- Conforming to CE, CCC and RoHS
- Tested and certified performance
- IP65
- Supports an operating temperature range from -25°C to +70°C

Easiness

- Simple installation with screwdriver
- Flexibility with sub-assemblies for easy mix and match of functionalities
- Simple modular design facilitates post installation servicing, modification and adaptation of machines by non-specialists
- Anti-loosening system for screw clamp terminals of contact blocks

Availability

- Supported by the service of Schneider Electric, a worldwide leader in automation and control
- Wide availability via an extensive distribution network

Type of functions	Contact functions				Contact and signaling functions	Signaling functions
Type of products	Pushbuttons	Emergency switching off and emergency stop pushbuttons	Selector and key switches	Special functions	Illuminated pushbuttons	Pilot lights
Description of range	Pushbuttons, spring return: flush push, mushroom head, projecting or booted	Emergency switching off and stop pushbuttons: turn to release and push-pull	Selector switches, 2- or 3-position standard or long handle or key switches	Joystick and buzzer	Illuminated pushbuttons with integral LED, spring return: flush push or projecting	Pilot lights with integral LED
Type references	XB2BA..C/ BC..C/ BL..C/ BP.C/BR..C (Complete) ZB2BA.C/ BC.C/BL.C/ BP.C/ BR.C (Head)	XB2BS...C/ BT.C (Complete) ZB2BS..C/ BT.C (Head)	XB2BD..C/ BJ..C/ BG..C (Complete) ZB2BD.C/ BJ.C/ BG.C (Head)	XD2PA.. CR (Joystick) XB2BS...C (Buzzer)	XB2BW3..1C (Complete) ZB2BW..C (Head)	XA2EV..LC

Please contact Customer Care Center for Stockable and Non stockable status of references.

NORMAL STOCK ITEMS

W.E.F. April 01st, 2026

Push Button Complete unit

Description	Contacts	Color	Reference	Unit MRP [₹]
Spring Return type				
Flush unmarked	1 NO	White	XB2BA11C	229
Flush unmarked	1 NO	Black	XB2BA21C	229
Flush unmarked	1 NO	Green	XB2BA31C	229
Flush unmarked	1 NC	Red	XB2BA42C	229
Flush unmarked	1 NO	Yellow	XB2BA51C	229
Flush unmarked	1 NO	Blue	XB2BA61C	229
With Marking "I"	1 NO	Green	XB2BA3311C	290
With Marking	1 NO	Black	XB2BA3351C	290
With Marking	1 NO	white	XB2BA3341C	290
With Marking "O"	1 NC	Red	XB2BA4322C	290
Spring Return type with Projecting push				
	1 NO	Green	XB2BL31C	241
	1 NC	Red	XB2BL42C	241
Spring Return , Booted Pushbutton				
	1 NO	Black	XB2BP21C	333
	1 NO	Green	XB2BP31C	333
	1 NC	Red	XB2BP42C	333
Spring Return , Mushroom Head Pushbutton				
40 mm	1 NO	Black	XB2BC21C	295
40 mm	1 NO	Green	XB2BC31C	295
40 mm	1 NO	Yellow	XB2BC51C	295
40 mm	1 NC	Red	XB2BC42C	295
60 mm	1 NO	Black	XB2BR21C	371

Emergency Switching Off PushButton

Description	Contacts	Color	Reference	Unit MRP [₹]
Mushroom Push button Head				
40 mm Push Pull	1 NC	Red	XB2BT42EC	371
30 mm Turn to release	1 NC	Red	XB2BS442C	371
40 mm Turn to release	1 NC	Red	XB2BS542C	371
60 mm Turn to release	1 NC	Red	XB2BS642C	459

Emergency Stop Pushbutton

Description	Contacts	Color	Reference	Unit MRP [₹]
Mushroom Push button Head (complaint with IEC60947-5-5)				
40 mm Push Pull	1 NC	Red	XB2BT842C	849
40 mm Turn to Release	1 NC	Red	XB2BS8442C	496

Description	Contacts	Color	Reference	Unit MRP [₹]
Spring Return Illuminated Pushbutton				
24 V AC/DC with integral LED	1 NO	White	XB2BW31B1C	834
	1 NO	Green	XB2BW33B1C	531
	1 NO	Red	XB2BW34B1C	531
	1 NO	Orange	XB2BW35B1C	531
	1 NO	Blue	XB2BW36B1C	859
220-230 V AC with integral LED	1 NO	White	XB2BW31M1C	834
	1 NO	Green	XB2BW33M1C	531
	1 NO	Red	XB2BW34M1C	531
	1 NO	Yellow	XB2BW35M1C	531
	1 NO	Blue	XB2BW36M1C	859

Selector Switch

Description	Contacts	Color	Reference	Unit MRP [₹]
Spring Return type				
2 Position stay put	1 NO	Black	XB2BD21C	435
2 Position stay put	1 NO + 1 NC	Black	XB2BD25C	580
2 Position spring return, right to left	1 NO	Black	XB2BD41C	435
2 Position spring return, right to left	1 NO + 1 NC	Black	XB2BD45C	580
3 Position stay put	2 NO	Black	XB2BD33C	536
3 Position spring return to center	2 NO	Black	XB2BD53C	565
3 Position spring return, left to center	2 NO	Black	XB2BD73C	565
With Long Handle				
2 Position stay put	1 NO	Black	XB2BJ21C	435
2 Position stay put	1 NO + 1 NC	Black	XB2BJ25C	580
3 Position Stay put	2 NO	Black	XB2BJ33C	536
3 position Spring return from 2 side	2 NO	Black	XB2BJ53C	565
With Key Switch				
2 Position stay put, 1 side pull out	1 NO	Black	XB2BG21C	564
2 Position stay put, 2 side pull out	1 NO	Black	XB2BG41C	564
2 Position spring return, Right to left , 1 side pull out	1 NO	Black	XB2BG61C	564
3 Position stay put, middle pull out	2 NO	Black	XB2BG33C	692
3 Position stay out , 2 side pull out	2 NO	Black	XB2BG53C	692
3 Position stay out , 3 side pull out	2 NO	Black	XB2BG03C	692

Body Assemblies

Description	Contact type	Reference	Unit MRP [₹]
Body assemblies with contact block			
	1 NO	ZB2BZ101C	136
	1 NC	ZB2BZ101C	136
	2 NO	ZB2BZ103C	270
	2 NC	ZB2BZ104C	270
	1 NO + 1 NC	ZB2BZ105C	270
Contact block			
	1 NO	ZB2BE101C	120
	1 NC	ZB2BE102C	120

Buzzers from XB2 Series

Description	Reference	Unit MRP [₹]
Red illuminated buzzer DC/AC24V	XB2BSB4LC	750
Red illuminated buzzer AC220V	XB2BSM4LC	750
Buzzer 24V AC/DC	XB2BSBC	704
Buzzer 220V AC	XB2BSMC	704

Please contact Customer Care Center for Stockable and Non stockable status of references.

NORMAL STOCK ITEMS

W.E.F. April 01st, 2026

Universal Light Blocks for LED Pilot light

Descriptions	Supply Voltage	Colour	Reference	Unit MRP [₹]
For XAL Metal Enclosures	24V AC/DC	White	ZALVB1	917
For XAL Metal Enclosures	220V AC	White	ZALVM1	2822
For XB5/XB4 references without end with "N"	24V AC/DC	White	ZBVB1	764
For XB5/XB4 references without end with "N"	120V AC	White	ZBVG1	1705
For XB5/XB4 references without end with "N"	220V AC	White	ZBVM1	1745

XAL - Empty enclosures for XB5 and XB4 Push button and Pilot light

Description	No of Cut out	Color of Enclosure	Reference	Unit MRP [₹]
For normal environment Light grey base IP65	1	Dark grey	XALD01	938
For normal environment Light grey base IP65	2	Dark grey	XALD02	1163
For normal environment Light grey base IP65	3	Dark grey	XALD03	1442
For normal environment Light grey base IP65	4	Dark grey	XALD04	1973
For normal environment Light grey base IP65	5	Dark grey	XALD05	2577
For normal environment Light grey base IP65	1	Yellow	XALK01	1109
For normal environment Light Grey base IP54	2	Light Grey	XALE2	759
For normal environment Light Grey base IP54	3	Light Grey	XALE3	926

XALB – Plastic Empty enclosures for use with XB2 (ZB2*)

Description	No of Cut out	Color of Enclosure	Reference	Unit MRP [₹]
50 mm depth , 22 mm Opening , Grey cover	1	Dark Grey base	XALB015C	On Request
70 mm depth , 22 mm Opening , Grey cover	1	Dark Grey base	XALB017C	On Request
50 mm depth , 22 mm Opening , Grey cover	2	Dark Grey base	XALB025C	On Request
70 mm depth , 22 mm Opening , Grey cover	2	Dark Grey base	XALB027C	On Request
50 mm depth , 22 mm Opening , Grey cover	3	Dark Grey base	XALB035C	On Request
70 mm depth , 22 mm Opening , Grey cover	3	Dark Grey base	XALB037C	On Request
50 mm depth , 22 mm Opening , Yellow cover (for Emergency Stop)	1	Dark Grey base	XALB015YC	On Request
70 mm depth , 22 mm Opening , Yellow cover (for Emergency Stop)	1	Dark Grey base	XALB017YC	On Request

ZEN - Contact block for mounting on Metal plate at back of enclosure

Description	Contacts Type and Composition	Reference	Unit MRP [₹]
Standard single	1 NO	ZENL1111 <input checked="" type="checkbox"/>	539
Contact block	1 NC	ZENL1121 <input checked="" type="checkbox"/>	539

Please contact Customer Care Center for Stockable and Non stockable status of references.

NORMAL STOCK ITEMS

W.E.F. April 01st, 2026

Transition to equipment signaling excellence, elevate your operations

Coming Soon

Harmony XVB7 Modular Tower Light



se.com/in

Better and brighter: Light up your journey with Harmony Modular Tower Lights



Harmony Modular Tower Lights, XVB7, feature a sleek, new design incorporating universal LEDs to maximize brightness while minimizing energy consumption.

With easy installation and a modular concept, Harmony Modular Tower Lights simplify your selection journey and enable operational efficiency.



Better and brighter

- Elevated modern design
- 4x improvement in brightness



Flexible

- Modular concept provides selection flexibility
- IO-Link and USB connections enable more operation capability



Efficient

- More rationalized construction, reduce 3x SKUs with the same functional coverage
- Push-in terminal reduces wiring time by up to 75%
- M12 connection reduces wiring time by up to 95%



Sustainability focused

- Power optimization via energyefficient LED
- Sustainable lifecycle from material to manufacturing

Precision, sustainability, and safety are important for maintaining peak productivity levels, particularly in environments where high performance and safety are critical.



Safety you can see

Bright light = clear signals





Modular tower lights Ø 70 mm for customer assembly with light and sound functions

Description	Light Source	Color	Reference	Unit MRP [₹]	
Light modules with steady light signal (IP66)					
Light modules with energy-efficient LED	LED, included 24 V AC/DC	Green	XVB7C23	On Request	
	LED, included 24 V AC/DC	Red	XVB7C24	On Request	
	LED, included 24 V AC/DC	Orange	XVB7C25	On Request	
	LED, included 24 V AC/DC	Blue	XVB7C26	On Request	
	LED, included 24 V AC/DC	White	XVB7C27	On Request	
	LED, included 24 V AC/DC	Yellow	XVB7C28	On Request	
Light modules with Blinking light signal (IP66)					
Light modules with energy-efficient LED	LED, included 24 V AC/DC	Green	XVB7C53	On Request	
	LED, included 24 V AC/DC	Red	XVB7C54	On Request	
	LED, included 24 V AC/DC	Orange	XVB7C55	On Request	
	LED, included 24 V AC/DC	Blue	XVB7C56	On Request	
	LED, included 24 V AC/DC	White	XVB7C57	On Request	
	LED, included 24 V AC/DC	Yellow	XVB7C58	-	
Light modules with Flashing light signal (IP66)					
Light modules with energy-efficient LED	LED, included 24 V AC/DC 2 Joules flash	Green	XVB7C63	On Request	
	LED, included 24 V AC/DC 2 Joules flash	Red	XVB7C64	On Request	
	LED, included 24 V AC/DC 2 Joules flash	Orange	XVB7C67	On Request	
	LED, included 24 V AC/DC 2 Joules flash	Blue	XVB7C66	On Request	
	LED, included 24 V AC/DC 2 Joules flash	White	XVB7C67	On Request	
	LED, included 24 V AC/DC 2 Joules flash	Yellow	XVB7C68	On Request	
Beacon lens with steady light signal (IP66)					
Light modules with energy-efficient LED	LED, included 24 V AC/DC	Green	XVB7L23	On Request	
	LED, included 24 V AC/DC	Red	XVB7L24	On Request	
	LED, included 24 V AC/DC	Orange	XVB7L25	On Request	
	LED, included 24 V AC/DC	Blue	XVB7L26	On Request	
	LED, included 24 V AC/DC	White	XVB7L27	On Request	
	LED, included 24 V AC/DC	Yellow	XVB7L28	On Request	
Beacon lens with flashing light signal (IP66)					
Light modules with energy-efficient LED	LED, included 24 V AC/DC 2 Joules flash	Green	XVB7L63	On Request	
	LED, included 24 V AC/DC 2 Joules flash	Red	XVB7L64	On Request	
	LED, included 24 V AC/DC 2 Joules flash	Orange	XVB7L65	On Request	
	LED, included 24 V AC/DC 2 Joules flash	Blue	XVB7L66	On Request	
	LED, included 24 V AC/DC 2 Joules flash	White	XVB7L67	On Request	
	LED, included 24 V AC/DC 2 Joules flash	Yellow	XVB7L68	On Request	
Description	Voltage	Connection	Color	Reference	Unit MRP [₹]
Base modules for direct fixing (IP66) or tube fixing (IP65)					
Standard base modules with tube and cover	24 V AC/DC	Push in terminal	Dark Grey	XVB7C21B	On Request
	24 V AC/DC	M12 connector (A-coded, 15 cm cable)	Dark Grey	XVB7C61	On Request
	24 V AC/DC	IO-Link protocol (V1.1) M12 connector (A-coded, 15 cm cable)	Dark Grey	XVB7C31	On Request
	100..240 V AC 120 V AC/DC	Push in terminal	Dark Grey	XVB7C21M	On Request
Description	Voltage	Color	Reference	Unit MRP [₹]	
Rotating and multi-functional modules (IP66)					
Multi-functional module adjustable via dip switch: 8 colors, 4 light patterns Steady, blinking, 2 x flash, 3 x flash	LED, included 24 V AC/DC	Clear Lens 8 Colors (blue, green, Orange, Red, White yellow, turquoise and violet)	XVB7CM9	On Request	
Description	Voltage	Sound Pattern	Reference	Unit MRP [₹]	
Audible Module					
Sounder 360° omni sound, IP66 Up to 102 dB (A) at 1 meter Dark Grey	24 V AC/DC	2 tones buzzer (continuous or intermittent)	XVB7C9S	On Request	

Please contact Customer Care Center for Stockable and Non stockable status of references.

NORMAL STOCK ITEMS

W.E.F. April 01st, 2026



- Motor less + LED Flashing
- External Buzzer volume adjustor 70 DB to 90 DB
- Straight & Side wiring- more flexible

XVR3 Multifunctional LED Beacon NEW

Description	Reference	Unit MRP ₹]
Multi-functional LED Beacon green witout buzzer DC/AC 12~24V	XVR3B03	18934
Multi-functional LED Beacon red witout buzzer DC/AC 12~24V	XVR3B04	18965
Multi-functional LED Beacon orange witout buzzer DC/AC 12~24V	XVR3B05	18644
Multi-functional LED Beacon green witout buzzer AC 100~230V	XVR3M03	18584
Multi-functional LED Beacon red witout buzzer AC 100~230V	XVR3M04	18301
Multi-functional LED Beacon Orange witout buzzer AC 100~230V	XVR3M05	18644
Multi-functional LED Beacon red with buzzer DC/AC 12~24V	XVR3B04S	37314
Multi-functional LED Beacon orange with buzzer DC/AC 12~24V	XVR3B05S	38413
Multi-functional LED Beacon green with buzzer AC 100~230V	XVR3M03S	20619
Multi-functional LED Beacon red with buzzer AC 100~230V	XVR3M04S	17109
Multi-functional LED Beacon orange with buzzer AC 100~230V	XVR3M05S	18365
Multi-functional LED Beacon blue with buzzer AC 100~230V	XVR3M06S	20236

XVS Sirens

Description	Reference	Unit MRP ₹]
2 tones siren - 106 dB - 12...24V AC/DC - white	XVS10BMW	34378
2 tones siren - 106 dB - 120V AC - white	XVS10GMW	34378
2 tones siren - 106 dB - 230V AC - white	XVS10MMW	34378

DL1 Incandescent Bulb

Description	Reference	Unit MRP ₹]
Clear incandescent bulb for Signaling - ba 15d - 24 v 4 w	DL1BEBS	448
Clear incandescent bulb for Signaling - ba 15d - 120 v 7 w	DL1BEG	474
Clear incandescent bulb for Signaling - ba 15d - 230 v 5 w	DL1BEMS	487

XVR Rotating Mirror Beacon

Description	Light Block Colour	Reference	Unit MRP ₹]
Rotating mirror beacon w/o buzzer XVR - Ø 130 - 24 V AC DC	Red	XVR13B04L	20770
Rotating mirror beacon w/o buzzer XVR - Ø 130 - 24 V AC DC	Orange	XVR13B05L	19799
Rotating mirror beacon w/o buzzer XVR - Ø 120 - 24 V AC DC	Blue	XVR12B06	26873
Rotating mirror beacon w/o buzzer XVR - Ø 130 - 120 V AC	Red	XVR13G04L	24543
Rotating mirror beacon w/o buzzer XVR - Ø 130 - 230 V AC	Red	XVR13M04L	26122
Rotating mirror beacon w/o buzzer XVR - Ø 130 - 230 V AC	Orange	XVR13M05L	24321

Please contact Customer Care Center for Stockable and Non stockable status of references.

NORMAL STOCK ITEMS

W.E.F. April 01st, 2026



Tower light vivid in all kinds of ambient

Easy Harmony XVG Monolithic tower light

When Simple is just enough without compromise in quality.

Intuitive clear lens design suitable in bright environment and long distance view

Clear lens design overcome colored lens dull and reflection in bright environment.

From far, can easily differentiate machine status by ON/OFF condition of tower light, even in bright and densed environment.

Pre-wired and pre-assembled simplify selection, engineering and inventory management

Easy colored code wire with respect to function ease installation and maintenance work.

Simple yet complete signaling applications

From single layer up to 4 layers. From steady to flashing light pattern. 5 types of mounting option. Wide voltage ranges options from 24V AC/DC, 220~240V AC. Answer most of the signaling applications.





Offer overview

- Single layer to 4 layers. IP23 to IP53 depends on different mounting.
- Buzzer pressure level max 85dB @1m
- 5 type of mounting options
- Red flashing @ 1Hz on single layer, up to 4 colors (R/O/G/B) in steady pattern
- Long lasting LEDs, can operating more than 100K hours, low power consumption
- CE, CCC and EAC certification approval

Voltage	Colors	Light Pattern	Mounting Type	Without Buzzer	Buzzer
24V DC/AC	Red	Steady	100mm pole with L bracket 100mm pole with foldable bracket	XVGB1A XVGB1MA	XVGB1SA XVGB1SMA
		Flashing	100mm pole with L bracket 100mm pole with foldable bracket		XVGB1SFA XVGB1SMFA
220~240V AC		Steady	100mm pole with L bracket 100mm pole with foldable bracket	XVGM1A XVGM1MA	XVGM1SA XVGM1SMA
		Flashing	100mm pole with L bracket 100mm pole with foldable bracket		XVGM1SFA XVGM1SMFA



Voltage	Colors	Light Pattern	Mounting Type	Without Buzzer	Buzzer
24 V DC/AC	2 layers: Red/Green 3 layers: Red/Orange/Green 4 layers: Red/Orange/Green/Blue	Steady	Base Mount Direct Alu tube Alu tube and L-bracket Alu tube and fixing plate Alu tube and foldable bracket	XVGB*W XVGB*T XVGB* XVGB*H XVGB*M	XVGB*SW XVGB*ST XVGB*S XVGB*SH XVGB*SM
220~240V AC	2 layers: Red/Green 3 layers: Red/Orange/Green	Steady	Base Mount Direct Alu tube Alu tube and L-bracket Alu tube and fixing plate Alu tube and foldable bracket	XVGM+W XVGM+T XVGM+ XVGM+H XVGM+M	XVGM+SW XVGM+ST XVGM+S XVGM+SH XVGM+SM



ø Replace * with 2 to 4 represent 2 to 4 layers for DC models
ø Replace + with 2 to 3 represent 2 to 3 layers for AC models



Please contact Customer Care Center for Stockable and Non stockable status of references.

NORMAL STOCK ITEMS

W.E.F. April 01st, 2026

Tower light, Ø 60 mm, Pre-assembled, PreCabled, Monoethic, Economical Version, XVGB-Series with LED for steady light - 24VDC

Description	References	Unit MRP ₹
With aluminium tube mounting and L-bracket		
Without Buzzer		
2-Stage Red, Green	XVGB2	4214
3-Stage Red, Amber, Green	XVGB3	4773
4-Stage Red, Amber, Green, Blue	XVGB4	6131
With Buzzer		
2-Stage Red, Green	XVGB2S	4784
3-Stage Red, Amber, Green	XVGB3S	5426
4-Stage Red, Amber, Green, Blue	XVGB4S	5778
With direct aluminium tube mounting		
Without Buzzer		
2-Stage Red, Green	XVGB2T	4341
3-Stage Red, Amber, Green	XVGB3T	5278
With Buzzer		
3-Stage Red, Amber, Green	XVGB3ST	5464
Without Buzzer		
2-Stage Red, Green	XVGB2H	4214
3-Stage Red, Amber, Green	XVGB3H	4823
4-Stage Red, Amber, Green, Blue	XVGB4H	6325
With Buzzer		
2-Stage Red, Green	XVGB2SH	5151
3-Stage Red, Amber, Green	XVGB3SH	5552
4-Stage Red, Amber, Green, Blue	XVGB4SH	6919
With aluminium tube mounting and foldable bracket		
Without Buzzer		
2-Stage Red, Green	XVGB2M	4830
3-Stage Red, Amber, Green	XVGB3M	5280
With Buzzer		
2-Stage Red, Green	XVGB2SM	5237
3-Stage Red, Amber, Green	XVGB3SM	5734
4-Stage Red, Amber, Green, Blue	XVGB4SM	5782
With base mounting - Direct		
Without Buzzer		
2-Stage Red, Green	XVGB2W	3960
3-Stage Red, Amber, Green	XVGB3W	4659
With Buzzer		
2-Stage Red, Green	XVGB2SW	4635
3-Stage Red, Amber, Green	XVGB3SW	5241
4-Stage Red, Amber, Green, Blue	XVGB4SW	6262
XVG-USB Based Towerlights		
Pre-assembled and pre-cabled Multicolor USB tower light 60mm IP42 Direct base mounting	XVGU3SWV	10972
Pre-assembled and pre-cabled Multicolor USB tower light 60mm IP42 With 100 mm aluminium tube mounting	XVGU3SHAV	11635

Please contact Customer Care Center for Stockable and Non stockable status of references.

NORMAL STOCK ITEMS

W.E.F. April 01st, 2026

Tower light, Ø 60 mm, Pre-assembled , PreCabled , Monolethic , Economical Version , XVGM-Series with LED for steady light - 220..240 VAC

Description	References	Unit MRP [₹]
With aluminium tube mounting and L-bracket		
Without Buzzer		
2-Stage Red, Green	XVGM2	4540
3-Stage Red, Amber, Green	XVGM3	5137
With Buzzer		
2-Stage Red, Green	XVGM2S	5154
3-Stage Red, Amber, Green	XVGM3S	5846
With direct aluminium tube mounting		
Without Buzzer		
2-Stage Red, Green	XVGM2T	4678
With Buzzer		
2-Stage Red, Green	XVGM2ST	5733
3-Stage Red, Amber, Green	XVGM3ST	5887
With aluminium tube mounting and fixing plate		
Without Buzzer		
2-Stage Red, Green	XVGM2H	4540
3-Stage Red, Amber, Green	XVGM3H	5193
With Buzzer		
2-Stage Red, Green	XVGM2SH	5554
3-Stage Red, Amber, Green	XVGM3SH	5984
With aluminium tube mounting and foldable bracket		
Without Buzzer		
2-Stage Red, Green	XVGM2M	5206
3-Stage Red, Amber, Green	XVGM3M	5693
With Buzzer		
2-Stage Red, Green	XVGM2SM	5636
3-Stage Red, Amber, Green	XVGM3SM	6178
With Buzzer LED Flashing light		
1-Stage Red	XVGM1SMFA	5193
With base mounting - Direct		
Without Buzzer		
2-Stage Red, Green	XVGM2W	4198
3-Stage Red, Amber, Green	XVGM3W	4999
With Buzzer		
3-Stage Red, Amber, Green	XVGM3SW	5651

Please contact Customer Care Center for Stockable and Non stockable status of references.

NORMAL STOCK ITEMS

W.E.F. April 01st, 2026



Upgrade to Harmony XAPD/K for a modern and optimal design

Better integration in machines and modern aesthetic

New XAPD color follows the industrial standard for enclosures and machines (RAL7035).

Allow any type of XB4/XB5 functions, including E-stops with legend plate

Increase legend holders usage (our 2 sizes can be used in both vertical and horizontal direction). Our new flush XB4F/XB5F are also compatible. No change on external dimensions.

Easy to select range with rationalized number of references

Substitution table available on this document.



Discontinued

Available



XAPD*6* + ZB4FBZ014



1. Optimized features and performances



XAPM* = Pg
XAPM*H29 = ISO metric



XAPD* = ISO metric




XAPG = Pg & 3/4 NPT




XAPG* = 3/4 NPT



2. Compatible with our complete offer of products and accessories



3. Friendly customization with configurable legend panels



Please contact Customer Care Center for Stockable and Non stockable status of references.

NORMAL STOCK ITEMS

W.E.F. April 01st, 2026

XAP Metal

Description	Dimension wxhxd (mm)	Cable Gland type ISO standard	Number of Cut outs	Number of rows		Reference	Unit MRP [₹]
				Vertical	Horizontal		
Die-cast metal enclosures XAPD (grey "RAL 7035" lid and base)							
Zinc Alloy (usable depth 49mm)	80x80x51.5	M20	1	1	1	XAPD1201	4387
	80x80x51.5	M20	2	2	0	XAPD1202	4848
	80x130x51.5	M20	2	1	2	XAPD2202	6283
	80x130x51.5	M20	3	1	3	XAPD2203	6292
	80x130x51.5	M20	4	2	2	XAPD2204	6228
	80x175x51.5	M20	3	1	3	XAPD3203	7698
	80x175x51.5	M20	4	1	4	XAPD3204	7767
	80x175x51.5	M20	6	2	3	XAPD3206	7830
Zinc Alloy (usable depth 74.5mm)	80x80x77	M20	1	1	1	XAPD1501	5303
	80x80x77	M20	2	2	1	XAPD1502	5727
	80x130x77	M20	2	1	2	XAPD2502	7473
	80x130x77	M20	3	1	3	XAPD2503	7471
	80x130x77	M20	4	2	2	XAPD2504	7469
	80x175x77	M20	3	1	3	XAPD3503	5558
	80x175x77	M20	4	1	4	XAPD3504	9032
	80x220x77	M20	4	1	3	XAPD4504	10258
	80x220x77	M20	5	1	4	XAPD4505	10243
	80x220x77	M20	6	1	5	XAPD4506	10285
80x220x77	M20	8	2	4	XAPD4508	10545	
Die-cast Metal enclosure XAPK (Yellow "RAL 1003" lid and base)							
Zinc Alloy(usable depth 49 mm)	80x80x5.5	M20	1	1	1	XAPK1201	5163
Zinc Alloy(usable depth 74.5 mm)	80x80x77	M20	1	1	1	XAPK1501	6100

Please contact Customer Care Center for Stockable and Non stockable status of references.

NORMAL STOCK ITEMS

W.E.F. April 01st, 2026



Human Machine Interfaces Product Line-up Guide

Harmony Panels and Industrial PCs

se.com/in

Basic HMI panels for simple machines

Harmony ST6 — High-resolution and cost-efficient basic HMI



Harmony STM6: W4", W7"
Harmony ST6/STW6: W4", W7", W10", W12", W15"



Modular Harmony STM6



Modular HMI Gateway Box



Edge Box HMI



Supporting Software



EcoStruxure Operator Terminal Expert



EcoStruxure Machine SCADA Expert



HTML 5

- Cost-effective with good quality
- Fits into Schneider EcoStruxure Architecture
- Superior high-resolution screen with 16M colors
- Powered by new-generation software "EcoStruxure Operator Terminal Expert" for high-quality graphics and stylish design
- Tool-free mounting with newly-designed mounting fastener, no need for screwdriver
- 2x Ethernet with Dual IP, end-to-end Cybersecurity
- Modular HMI version with push button 22 mm/0.866 in. mounting system
- Web HMI version with embedded browser (instead of HMI software) for visualizing HTML5 servers on industrial devices
- Remote visualization using Web Viewer feature
- Faceless HMI version with STM6 Gateway Box and Web Viewer feature for applications that do not need a full time operator screen
- Supports Cloud Services on Edge Box HMI (HMISTM6BOXIOT) due to the power of EcoStruxure Machine SCADA Expert software

Harmony STO7 — Compact color HMI



Supporting Software



Harmony STO7: W4.3"



EcoStruxure Operator Terminal Expert

- TFT color screen with 480 x 272 pixels
- Removable logo stickers
- Larger screen with full-size ratio in the 4.3" class
- 3 versions for various communication types

Harmony GTO — Standard HMI



Supporting Software



Harmony GTO: 3.5", 5.7", W7", 7", 10", 12"



Vijeo Designer

- Excellent brightness with TFT 65K colors
- Stainless steel panel for food and beverage applications
- Standard front and IP65 degree of protection
- Extended Temperature - up to 55 °C/131 °F
- Easy to install and sustainable offer
- Full range of international certifications
- No logo and full conformal coating versions available

Harmony STU — Cut-out free HMI



Supporting Software



Harmony STU: 3.5", 5.7"



Vijeo Designer

- Compact for space saving
- Innovative tool-free mounting via 22.5 mm/0.885 in. hole
- Ethernet port RJ45 10BASE-T/100BASE-TX
- Separately mounted via 3 m or 5 m cable with mounting adapter
- Modular design for easy maintenance

Harmony SCU — Cut-out free HMI controller



Supporting Software



Harmony SCU: 3.5", 5.7"



EcoStruxure Machine Expert

- Optimum all-in-one combination for HMI and Control
- Innovative tool-free mounting via 22.5 mm/0.885 in. hole
- Reduce machine assembly time and cost
- Space saving
- Embedded CANopen port for field networking
- Modular design for easy maintenance

Harmony ST6 — High-resolution and cost-efficient basic HMI



Harmony ST6 HMI panels range in sizes from 4” to 15” wide combining the exceptional quality of good graphics and stylish design. They are available in basic, modular, web and Edge Box. The ST6 and STM6 panels offer an improved user operation experience through an intuitive design powered by EcoStruxure Operator Terminal Expert software. The STW6 panels have a pre-installed browser that provides a ready-to-use agnostic terminal allowing all devices to be visualized within an HTML5 server. The Edge Box HMI, thanks to the power of EcoStruxure™ Machine SCADA Expert software, provides an affordable Box to get ready for Cloud Services EcoStruxure Machine brings together key technologies for product connectivity and on-premise edge control, and cloud technologies to provide analytics and digital services. EcoStruxure Machine helps you bring more innovation and added value to your customers throughout the entire machine life cycle. The Harmony ST6/STW6/STM6 and the Edge Box HMI versions meet IIoT challenges at the Connected Products level, by providing secure communication, connectivity, and efficiency to the required software and applications at the Edge Control level, thus opening up more business opportunities.

Product Description	Reference	Unit MRP [₹]
4" W basic operator terminal	HMIST6200	On Request
7" W basic operator terminal	HMIST6400	On Request
10" W basic operator terminal	HMIST6500	On Request
12" W basic operator terminal	HMIST6600	On Request
15" W basic operator terminal	HMIST6700	On Request
"4"W basic modular terminal"	HMISTM6200	On Request
"7"W basic modular terminal"	HMISTM6400	On Request
Basic HMI Gateway . STM6	HMISTM6BOX	On Request
"4"W basic Web terminal"	HMISTW6200	On Request
7" W basic Web terminal	HMISTW6400	On Request
10" W basic Web terminal	HMISTW6500	On Request
12" W basic Web terminal	HMISTW6600	On Request
15" W basic Web terminal	HMISTW6700	On Request
Basic HMI Edge Box,STM6	HMISTM6BOXIOT	On Request

Harmony STO7 - Compact color HMI



- Best-in-class display
- With screen quality based on ppi similar to Harmony GTU, the Harmony STO7●●
- 4.3” color screens support crisp-clear visualization and a high quality display.
- This enables you to create more attractive and distinguished applications for industry.

Product Description	Reference	Unit MRP [₹]
4.3" touch panel screen RS232C	HMISTO705	On Request
4.3" touch panel screen RS232C/485	HMISTO715	On Request
4.3" touch panel screen Ethernet	HMISTO735	On Request
RTC battery set	HMIZSRTC1	On Request

Harmony STU - Cut-out free HMI



- Harmony STU panels are compact open panels offering greater communication capabilities. The high resolution touch screens, clever mounting system, and HMI software make them ideal for machine manufacturer solutions in industry and infrastructure
- No panel cut-out is required to install a Harmony STU small panel. All you need to do is drill a hole measuring 22 mm in diameter - just like installing a push button. The front module (comprising the screen) is connected to the rear module (comprising the terminals and connectors) via this 22 mm drilled hole

Product Description	Reference	Unit MRP [₹]
Touch Panel Screen 3*5 Color	HMISTU655	On Request
Touch Panel Screen 5*7 Color	HMISTU855	On Request
STU 3in5 without marking on overlay	HMISTU655W	On Request
STU 5in7 without marking on overlay	HMISTU855W	On Request
STU 3in5 front module	HMIS65	On Request
STU 5in7 front module	HMIS85	On Request
STU rear module	HMIS5T	On Request

Please contact Customer Care Center for Stockable and Non stockable status of references.

NORMAL STOCK ITEMS

W.E.F. April 01st, 2026

Harmony GTO - Standard HMI



- Standard and Stainless HMI panels with 3.5" to 12.1" screen.
- Harmony GTO Standard HMI panels feature optimized information and communication technologies, which, depending on the model, include:
- High level of communication (embedded Ethernet, multilink, Web server and FTP,e-mail).
- External storage of data (SD memory card and USB memory stick) for storing production data and backing up applications.
- Management of peripherals: printers, etc.
- These panels offer an excellent level of technical performance designed Principally for use by OEM customers.
- The Harmony GTO range has been designed in accordance with numerous standards, certifications and requirements:
 - Standards: EN 61131-2, 61000-6-2 and UL508,
 - Certifications: C-tick, GOST-R, KCC Atex and UL Hazardous location (pending), Marine certifications (pending).
 - Operating temperature: up to 55°C
 - Degree of protection (according to IEC 60529):
 - IP 65 for standard version products
 - IP 67 for standard version products fitted with a cover for harsh environments.
 - IP 66K for "Stainless Steel" version products
- Resistance to high-pressure cleaning (conforming to DIN 40050-9): up to 10 bar for "Stainless Steel" version products.

Product Description	Reference	Unit MRP [₹]
3.5 Color Touch Panel QVGA-TFT	HMIGTO1300	On Request
3.5 Color Touch Panel QVGA-TFT	HMIGTO1310	On Request
5.7 Color Touch Panel QVGA-TFT	HMIGTO2300	On Request
5.7 Color Touch Panel QVGA-TFT	HMIGTO2310	On Request
5.7 Color Touch Panel QVGA Stainless	HMIGTO2315	On Request
7.0 Color Touch Panel WVGA-TFT	HMIGTO3510	On Request
7.5 Color Touch Panel VGA-TFT	HMIGTO4310	On Request
10.4 Color Touch Panel VGA-TFT.	HMIGTO5310	On Request
HMIGTO5310 Coated	HMIGTO5310FC	On Request
HMIGTO5310 coated and logo removed	HMIGTO5310FCW	On Request
HMIGTO5310 logo removed	HMIGTO5310FW	On Request
10.4 Color Touch Panel VGA Stainless	HMIGTO5315	On Request
12.1 Color Touch Panel SVGA-TFT	HMIGTO6310	On Request
HMIGTO6310 Coated	HMIGTO6310FC	On Request
12.1 Color Touch Panel SVGA Stainless	HMIGTO6315	On Request

Harmony SCU — Cut-out free HMI controller



The ultra-compact range of Harmony SCU HMI controllers are part of Schneider Electric's Flexible Machine Control concept, a key element in MachineStruxure™. The Harmony SCU HMI controllers offer brings together Human Machine Interface and control functions within a single product. This reduces the amount of equipment required and the associated costs throughout the life cycle of the machine. The Harmony SCU integrate, as standard, all their functions. They benefit, in particular, from the same innovation as the Harmony STU panels range: Mounting via a 22 mm diameter hole (pushbutton type) which considerably simplifies installation.

Of modular design, this range comprises:

- 2 complete Harmony SCU products for the control of simple machines, comprising:
 - A 3.5" or 5.7" 65 k color TFT Screen module
 - A Controller module with 16 integrated digital inputs/10 integrated digital outputs
- 2 complete Harmony SCU products for the control of simple processes, comprising:
 - A 3.5" or 5.7" 65 k color TFT Screen module.
 - A Controller module with 8 integrated digital inputs/8 integrated digital outputs and 4 integrated analog inputs/2 integrated analog outputs

Product Description	Reference	Unit MRP [₹]
3.5 Small Controller Panel For Machine	HMISCU6A5	On Request
3.5 Small Controller Panel For Process	HMISCU6B5	On Request
5.7 Small Controller Panel For Machine.	HMISCU8A5	On Request
5.7 Small Controller Panel For Porcess	HMISCU8B5	On Request
Rear Module Small Controller Process	HMISBC	On Request
Rear Module Small Controller Machine	HMISAC	On Request

Please contact Customer Care Center for Stockable and Non stockable status of references.

NORMAL STOCK ITEMS

W.E.F. April 01st, 2026

Advanced HMI panels for performance machines

Harmony GTU — High performance modular HMI



Supporting Software



Harmony GTU: W7", 10", W10", 12, W12", 15", W15", W19"



Box Display Tool-free mounting Complete HMI



EcoStruxure Operator Terminal Expert



Vijeo Designer

- 8 sizes of high-resolution displays ranging from 7" to 19", either with modern 16:9 or standard 4:3 ratio
- 3 boxes, two with Real Time OS and one with fully open Windows based
- Up to 2 separate Ethernet ports, serial communication ports, and field bus options suiting IoT
- Industrial multi-touch and fully coated offer
- All memory removable for PC-free box replacements
- Wireless LAN enabled display
- Easy to install with integrated mounting fastener and antidrop lock
- Multi-display capability with Open box using DVI interface or multi-display adapter

Harmony GTUX — eXtreme HMI



Supporting Software



Harmony GTUX: W7", W12", W15"



Vijeo Designer

- A wide temperature range from -30...+70 °C /-22 ...+158 °F
- Sunlight Readable: High brightness LCD (1000 cd/m²), anti-glare surface
- Robustness: UV Protection, conformal coated (fully coated)
- Dust and water proof (IP66F, IP67F and UL50E Type 4X (Outdoor use))
- Environmental standard: Class 1, Div. 2, ATEX/IECEX Zone 2/22
- Variety of interfaces including dual Ethernet ports
- Modular design with stainless front face
- Suitable for industry segments like Oil & gas, Water and Waste Water (WWW) management

Harmony GK — Keyboard HMI



Supporting Software



Harmony GK: 5.7", 10.4"



Vijeo Designer

- Fine control inputs even in severe environment
- Touch screen and keypad keys configurable simultaneously or separately
- Highly robust with operating temperatures up to 55 °C /131 °F, reducing maintenance problems and time

Harmony GTU — High performance modular HMI



Harmony GTU are universal panels that include smartphone-like interface and Wireless technology. They offer unmatched comfort of use with no compromise on performance and openness.

Product Description	Reference	Unit MRP [₹]
7W Touch Advanced Display WVGA	HMIDT351	On Request
10.4 Touch Smart Display SVGA	HMIDT542	On Request
10W Touch Advanced Display WXGA	HMIDT551	On Request
12.1 Touch Smart Display XGA	HMIDT642	On Request
HMIDT642 Coated	HMIDT642FC	On Request
12W Touch Advanced Display WXGA	HMIDT651	On Request
15 Touch Smart Display XGA	HMIDT732	On Request
HMIDT732 Coated	HMIDT732FC	On Request
15W Touch Smart Display FWXGA	HMIDT752	On Request
19W Touch Smart Display FWXGA	HMIDT952	On Request
Standard BOX for Universal Panel	HMIG2U	On Request
Premium BOX for Universal Panel.	HMIG3U	On Request
HMIG3U Coated	HMIG3UFC	On Request
Open BOX Universal Panel	HMIG5U22	On Request

Harmony GTUX — eXtreme outdoor HMI panels for harsh outdoor environment



- Harmony GTUX is a modularly designed robust terminal suitable for harsh outdoor environments. Features like high brightness and UV protection to direct sunlight, protection against water and dust, and supporting a wide range of temperatures make it an ideal choice for direct outdoor operation in O&G, WWW, and MMM segments.
- Harmony eXtreme panels can be used in applications like smart energy generation (solar, wind turbine, biomass, hydropower genset, etc.), hoisting, compressor, pumping, and car charging/washing.

Product Description	Reference	Unit MRP [₹]
7W Touch eXtreme Display WVGA	HMIDT35X	On Request
12W Touch eXtreme Display WXGA	HMIDT65X	On Request
15W Touch eXtreme Display FWXGA	HMIDT75X	On Request
Extreme BOX	HMIG3X	On Request

Please contact Customer Care Center for Stockable and Non stockable status of references.

NORMAL STOCK ITEMS

W.E.F. April 01st, 2026

Harmony GK — Keyboard HMI



- Harmony HMI GK graphic terminals share technical characteristics with Harmony GTO to enhance the operator’s experience. Ultra-flexible, with two screen sizes (5”7 and 10”4), the Harmony HMI GK can be configured and controlled to precisely match your requirements.
- Designed to operate in severe environments, the Harmony HMI GK offers you optimum control on the keypad, as well as on the touch screen. The latest design is consistent with the Harmony USB keypad (HMIZKB1), ideal for keypad control on small Harmony panels

Product Description	Reference	Unit MRP [₹]
5.7 Keypad Panel QVGA-TFT	HMIGK2310	On Request
10.4 Keypad Panel VGA-TFT	HMIGK5310	On Request

Easy Harmony ET6

Harmony ET6 - Essential touchscreen panels for simple machines



- Range from 7” to 15”, Easy Harmony ET6 is a robust and cost-effective touch screen panel that provides refined display, quick touch response and Ethernet capability. The Easy Harmony ET6 is designed with the secure development life-cycle (SDL) process and enhanced the Cybersecurity with secure boot and encrypted transfer.
- Target Segments: Packaging, HVAC, Pumping, Metal Working, Pharmacy, and other miscellaneous sectors of activities

Product Description	Reference	Unit MRP [₹]
7”W Easy Touch Panel, Ethernet model	HMIET6400	On Request
10”W Easy Touch Panel, Ethernet model	HMIET6500	On Request
12”W Easy Touch Panel, Ethernet model	HMIET6600	On Request
15”W Easy Touch Panel, Ethernet model	HMIET6700	On Request

Please contact Customer Care Center for Stockable and Non stockable status of references.

NORMAL STOCK ITEMS

W.E.F. April 01st, 2026

Harmony Industrial PCs and Edge Box for line management

Harmony P6 Industrial PCs - Drive efficiency and productivity at the Edge of EcoStruxure



Supporting Software



Node-RED




EcoStruxure Operator Terminal Expert



EcoStruxure Machine SCADA Expert



Harmony P6 Modular Box and Modular Display: 12", 15", W10", W12", W15", W19", W22"



How to select the Industrial PC and build a Plant Architecture Click to view the video

- HMIP6 ⁽¹⁾
 - Advanced Modular Box PC
 - Intel Core i5 up to 4.1 GHz or Intel Core i7 up to 4.4 GHz or Intel Celeron up to 2.0 GHz, UHD Graphics accelerator
 - 8 to 32 GB or 4 to 16 GB DDR4 RAM, 1x M.2 SSD SATA and 2x 2.5-inch SATA (HDD/SSD) storage slots
 - USB Type A (2x USB 2.0 and 2x USB 3.0), USB Type C (1x USB 3.0), 1x COM RS-232C, 2x RJ45 Ethernet, 1x Display port
 - 2x interface slots and optional extension module for 2x PCI/PCIe slots
 - Default TPM module for encryption
 - RAID HDD with Intel Rapid storage
 - Standard Modular Box PC
 - Intel Core i3 up to 3.9 GHz, UHD Graphics accelerator
 - 8 to 32 GB DDR4 RAM, 1x M.2 SSD SATA and 1x 2.5-inch SATA (HDD/SSD) storage slots
 - USB Type A (2x USB 2.0 and 2x USB 3.0), USB Type C (1x USB3.0), 1x COM RS-232C, 2x RJ45 Ethernet, 1x Display port
 - 2x interfaces slots
 - Default TPM module for encryption
- HMIDM6
 - 4:3 12" and 15" (XGA) color LCD resistive analog multi-touch (2 points) screen with 1x USB 2.0 (Type A), and front USB cover
 - 16:9 10" and 12" (WXGA)/15" (FWXGA)/19" and 21" (FHD) projected capacitive multi-touch (2 points) screen, 7H hardness, anti-scratch, 3 touch mode configuration
 - IP66, Nema 4X indoor front panel
 - All models are certified for CE, RCM, UL 61010-2-201, CSA C22.2 No. 61010-2-201, UL 121201, and CSA C22.2 No. 213
 - All DC models are certified for IECEx/ATEX for use in Zone 2 gas/Zone 22 dust, DNV

Harmony FP6 — Industrial Flat Panel Monitors



Harmony HMIFP6: 12", 15", W10", W12", W15", W19", W22"

- HMIFP6
 - 4:3 12" and 15" (XGA) color LCD resistive analog multi-touch (2 points) screen with 1x USB 2.0 (Type A), and front USB cover
 - 16:9 10" and 12" (WXGA)/15" (FWXGA)/19" and 22" (FHD) projected capacitive multi-touch (2 points) screen, 7H hardness, anti-scratch, 3 touch mode configuration IP66, Nema 4X indoor front panel
 - All models are certified for e, RCM, UL 61010-2-201, CSA C22.2 No. 61010-2-201, UL 121201⁽⁴⁾, and CSA C22.2 No. 213⁽⁴⁾, IECEx/ATEX for use in Zone 2 gas/Zone 22 dust⁽⁴⁾

Product Description	Reference	Unit MRP [₹]
FP6, 10w WXGA, PCAP, DVI, DC	HMIFP6500WCD	On Request
12.1 XGA, Analog-Multi, DVI, DC	HMIFP6600TMD	On Request
FP6, 12w WXGA, PCAP, DVI, DC	HMIFP6600WCD	On Request
FP6, 15.0 XGA, Analog-Multi, DVI, DC	HMIFP6700TMD	On Request
FP6, 15w FWXGA, PCAP, DVI, DC	HMIFP6700WCD	On Request
FP6, 19w Full HD, PCAP, DVI, DC	HMIFP6800WCD	On Request
FP6, 22w Full HD, PCAP, DVI, DC	HMIFP6900WCD	On Request

(1) Available as Configured-to-order only and can be ordered using the online configurator.
 (4) On the front panel when properly installed in an enclosure and not using the front panel USB port.

Please contact Customer Care Center for Stockable and Non stockable status of references.

NORMAL STOCK ITEMS

W.E.F. April 01st, 2026



■ HMIPSA6

Harmony PSA6 is a compact and ultra-slim Industrial Panel PC offering a powerful, secure, and durable solution tailored to meet your industrial computing requirements.

- 13th Gen Core i5 CPU, 7th Gen Atom 4 cores • Windows 11 IoT Enterprise LTSC 2024
- Ultra-slim and lightweight design, FHD 15", 19"
- VESA mount compatible, PCAP glass top, easy to operate with gloves
- SDL compliant with IEC62443 standard, BitLocker, TPM
- Low power consumption, made of green materials, REACH and RoHS compliant
- Seamlessly supports a wide range of EcoStruxure software and connected devices: EcoStruxure Operator Terminal Expert, EcoStruxure Machine SCADA Expert, EcoStruxure Machine Expert Twin, AVEVA Edge Lite and more...

Product Description	Reference	Unit MRP [₹]
HMI Industrial Controller	HMIPSA65FD18W11	On Request
HMI Industrial Controller	HMIPSA65GD18W11	On Request
HMI Industrial Controller	HMIPSA6A7D18W11	On Request
HMI Industrial Controller	HMIPSA6AED18W11	On Request
HMI Industrial Controller	HMIPSA6AFD18W11	On Request

Please contact Customer Care Center for Stockable and Non stockable status of references.

NORMAL STOCK ITEMS

W.E.F. April 01st, 2026

EcoStruxure Operator Terminal Expert — Touchscreen configuration software



EcoStruxure Operator Terminal Expert



- Operate intuitively
 - Ability to go beyond the limitations of the physical screen size to improve productivity
 - Convert already created Landscape screens into Portrait screens for vertical scrolling and for screens that require many operation switches
- Reduce time to market
 - Efficient and intuitive engineering
 - For faster customization and modification
- Improve efficiency
 - High usability and image quality for the operator (experience design)
 - With Web Viewer feature, watch/operate the HMI screen remotely with mirroring function

EcoStruxure Machine SCADA Expert - Lite SCADA for line management



EcoStruxure Machine SCADA Expert



- Save time
 - Quick and easy to install directly on our iPCs
 - Save days of testing and commissioning thanks to a fully tested and validated association
 - Tailored information at a glance using BI-Dashboard template
- Save money
 - Get peace of mind and save time and resources with our single point of contact for Hardware/Software/Operating System support
 - Access SCADA level software, with all its benefits, at a competitive cost/features ratio
- Connectivity and data management
 - Includes 250+ native communication drivers
 - Monitor and control remotely your application with Mobile Access, using a tablet or smartphone

Note: For Harmony HMIP6, EcoStruxure Machine SCADA Expert Runtime preinstalled version is available as an option in the online configurator.

Vijeo Designer — Classic HMI configuration software



Vijeo Designer



- Multi-platform: from optimized panels to iPCs
- Multi-panel communication: automatic data sharing between up to 8 different panels
- Multi-language: 15 languages in runtime and 38 alphabets
- Multi-protocol: on COM and Ethernet ports
- Multi-access: local or remote display with WEB Gate, Vijeo Designer Air and Vijeo Designer Air Plus
- Multi-media: video/sound record/replay capability

Please contact Customer Care Center for Stockable and Non stockable status of references.

NORMAL STOCK ITEMS

W.E.F. April 01st, 2026

EcoStruxure Operator Terminal Expert - Touchscreen configuration software



- EcoStruxure Operator Terminal Expert allows you to create and edit application screens that control automation systems for Harmony GTU (Premium and Open Box)/ STO color/ST6/STM6 terminals, and Harmony industrial PCs (Panel and Box).
- EcoStruxure Operator Terminal Expert features a modern and simple-to-use user interface, easy-to-access functions and information, and a multi-platform working environment. It also shortens design time by providing pre-made navigation framework.

Product Description	Reference	Unit MRP [₹]
EOTE, BT, Basic, Single, Sub, 1 Year	HMIEOTEBTB1SY	On Request
EOTE, BT, Prof, Single, Sub, 1 Year	HMIEOTEBTB1SY	On Request
EOTE, BT, Prof, Group, Sub, 1 Year	HMIEOTEBTB3SY	On Request
EOTE, BT, Prof, Team, Sub, 1 Year	HMIEOTEBTB10SY	On Request
EOTE, BT, Prof, Entity, Sub, 1 Year	HMIEOTEBTB100SY	On Request
EOTE, BT, Ent, Single, Sub, 1 Year	HMIEOTEBTE1SY	On Request
EOTE, BT, Ent, Group, Sub, 1 Year	HMIEOTEBTE3SY	On Request
EOTE, BT, Ent, Team, Sub, 1 Year	HMIEOTEBTE10SY	On Request
EOTE, BT, Ent, Entity, Sub, 1 Year	HMIEOTEBTE100SY	On Request
EOTE, BT, Basic, Single, Sub, 1 Month	HMIEOTEBTB1SM	On Request
EOTE, BT, Prof, Single, Sub, 1 Month	HMIEOTEBTB1SM	On Request
EOTE, BT, Ent, Single, Sub, 1 Month	HMIEOTEBTE1SM	On Request
EOTE, BT, Basic, Single, Perm	HMIEOTEBTB1P	On Request
EOTE, BT, Prof, Single, Perm	HMIEOTEBTB1P	On Request
EOTE, BT, Prof, Group, Perm	HMIEOTEBTB3P	On Request
EOTE, BT, Prof, Team, Perm	HMIEOTEBTB10P	On Request
EOTE, BT, Prof, Entity, Perm	HMIEOTEBTB100P	On Request
EOTE, RT, Single, Perm	HMIEOTERT1P	On Request

Please contact Customer Care Center for Stockable and Non stockable status of references.

NORMAL STOCK ITEMS

W.E.F. April 01st, 2026

EcoStruxure Machine SCADA Expert - Lite SCADA for line management



- EcoStruxure Machine SCADA Expert enables you to use the key features of Microsoft operating system and build a full-featured SCADA or HMI project for your industrial automation business.
- EcoStruxure Machine SCADA Expert is designed in a modern, ribbon-based Windows interface to provide an integrated and user-friendly development environment.
- EcoStruxure Machine SCADA Expert supports capabilities like scripting, animation, E-mail, recipes, security, tags database, multi-touch, alarms, trends, scalability, multilanguage, FDA traceability, PDF export, graphics and design tools, and so on.
- For applications ranging from complex machine control and monitoring to plant supervision and SCADA, EcoStruxure Machine SCADA Expert with Harmony iPC association makes industrial operations smooth and stress-free.

Product Description	Reference	Unit MRP [₹]
EMSE 3 Party 1.5K Tag RT License	HMIEMSE3PRT1KA	On Request
EMSE 3 Party 32K Tag RT License	HMIEMSE3PRT32KA	On Request
EMSE 3 Party 4K Tag RT License	HMIEMSE3PRT4KA	On Request
EMSE, RT, 3rd Party, 500 tag, Digital	HMIEMSE3PRT500A	On Request
EMSE 3 Party 64K Tag RT License	HMIEMSE3PRT64KA	On Request
EMSE, RT, 3P UP, 1.5k tag, Digital	HMIEMSE3PUG1KRTA	On Request
EMSE 3P Upgrade 32K RT	HMIEMSE3PUG32KRTA	On Request
EMSE 3P Upgrade 4K RT	HMIEMSE3PUG4KRTA	On Request
EMSE 3P Upgrade 64K RT	HMIEMSE3PUG64KRTA	On Request
EMSE 3P Version Up 1K RT	HMIEMSE3PVU1KRTA	On Request
EMSE 3P Version Up 32K RT	HMIEMSE3PVU32KRTA	On Request
EMSE 3P Version Up 4K RT	HMIEMSE3PVU4KRTA	On Request
EMSE 3P Version Up 64K RT	HMIEMSE3PVU64KRTA	On Request
EMSE 1.5K Tag BT License	HMIEMSEBT1KA	On Request
EMSE 32K Tag BT License	HMIEMSEBT32KA	On Request
EMSE 4K Tag BT License	HMIEMSEBT4KA	On Request
EMSE 500 Tag BT License	HMIEMSEBT500A	On Request
EMSE 64K Tag BT License	HMIEMSEBT64KA	On Request
EMSE 1.5K Tag RT License	HMIEMSEBT1KA	On Request
EMSE 32K Tag RT License	HMIEMSEBT32KA	On Request
EMSE 4K Tag RT License	HMIEMSEBT4KA	On Request
EMSE, RT, 500 tag, Digital	HMIEMSEBT500A	On Request
EMSE 64K Tag RT License	HMIEMSEBT64KA	On Request
EMSE 10 Thin Clients for Embedded	HMIEMSETC10EMBA	On Request
EMSE 10 Thin Clients for Windows	HMIEMSETC10WINA	On Request
EMSE Thin Client	HMIEMSETCA	On Request
EMSE Thin Client for Embedded, digital	HMIEMSETCEMBA	On Request
EMSE Import Wizard digital license	HMIEMSETKA	On Request
EMSE Upgrade 1.5K BT	HMIEMSEUG1KBTA	On Request
EMSE Upgrade 1.5K RT	HMIEMSEUG1KRTA	On Request
EMSE Upgrade 32K BT	HMIEMSEUG32KBTA	On Request
EMSE Upgrade 32K RT	HMIEMSEUG32KRTA	On Request
EMSE Upgrade 4K BT	HMIEMSEUG4KBTA	On Request
EMSE Upgrade 4K RT	HMIEMSEUG4KRTA	On Request
EMSE Upgrade 64K BT	HMIEMSEUG64KBTA	On Request
EMSE Upgrade 64K RT	HMIEMSEUG64KRTA	On Request
USB Hard key	HMIEMSEUSBL	On Request
EMSE Version Up 1.5K BT	HMIEMSEVU1KBTA	On Request
EMSE Version Up 1.5K RT	HMIEMSEVU1KRTA	On Request
EMSE Version Up 32K BT	HMIEMSEVU32KBTA	On Request
EMSE Version Up 32K RT	HMIEMSEVU32KRTA	On Request
EMSE Version Up 4K BT	HMIEMSEVU4KBTA	On Request
EMSE Version Up 4K RT	HMIEMSEVU4KRTA	On Request
EMSE Version Up 64K BT	HMIEMSEVU64KBTA	On Request
EMSE Version Up 64K RT	HMIEMSEVU64KRTA	On Request

Please contact Customer Care Center for Stockable and Non stockable status of references.

NORMAL STOCK ITEMS

W.E.F. April 01st, 2026

Vijeo Designer — Classic HMI configuration software



The cross-platform VijeoDesigner™ configuration software can be used to create operator dialogue applications for controlling automation systems for the following panels:

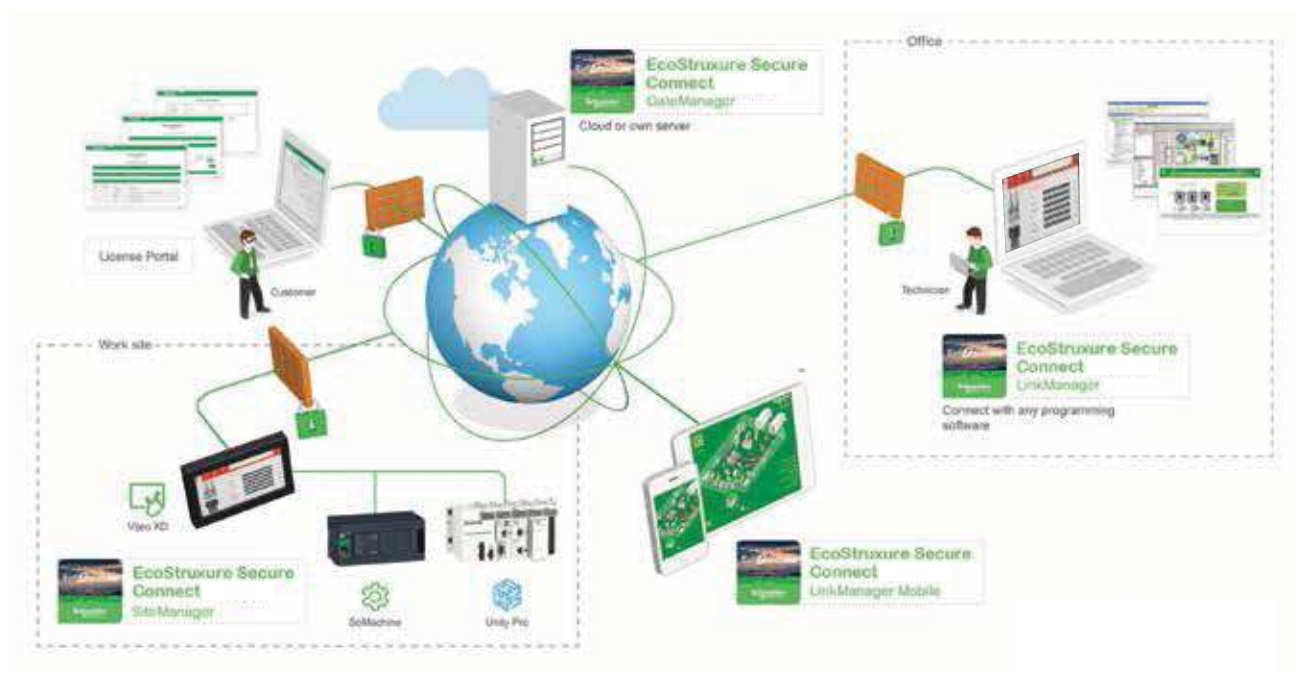
- Harmony STU (Vijeo Designer Limited Edition is sufficient)
- Harmony GTO
- Harmony GTU
- Harmony GTUX
- Harmony GK
- Magelis XBTGH portable
- Harmony Panel PCs and Box PCs (HMIBMP, HMIBMU, HMIPSP, HMIPSO, HMIPEP)
- Harmony P6

Product Description	Reference	Unit MRP [₹]
Vijeo Designer 6.3, HMI configuration software single license	VJDBTPRO1P	On Request
Vijeo Designer 6.3, HMI configuration software group license	VJDBTPRO3P	On Request
Vijeo Designer 6.3, HMI configuration software team license	VJDBTPRO10P	On Request
Vijeo Designer 6.3, HMI configuration software entity license	VJDBTPRO100P	On Request
Vijeo Designer 6.3, HMI configuration software single upgrade license	VJDUBTPRO1P	On Request
VJD Runtime, Vijeo Designer, Standard PC	VJDRTPROS1P	On Request
VJD Runtime, Vijeo designer, Harmony P6	VJDRTPROH1P	On Request

Please contact Customer Care Center for Stockable and Non stockable status of references.

NORMAL STOCK ITEMS

W.E.F. April 01st, 2026



- Provides a secure connection between remote display units on the work site (via SiteManager Embedded) and computers or smart devices in the office (via LinkManager) over a secure central server (GateManager).
- With EcoStruxure Secure Connect, maintenance personnel can access Schneider Electric software and update it remotely and securely via the HMI, PLC, and other connected devices as if they were on site.
- Troubleshooting and repairs can be performed remotely upon request.

EcoStruxure Secure Connect - Secure remote access solution



EcoStruxure Secure Connect provides a secure connection between remote display units on the work site (via SiteManager Embedded) and computers or smart devices in the office (via LinkManager) over a secure central server (GateManager). With EcoStruxure Secure Connect, technicians and programmers can remotely access the Schneider Electric software and securely update it via the HMI, PLC, and other connected devices just as though they were present on site. Troubleshooting and repair can also be performed remotely upon request.

Product Description	Reference	Unit MRP [₹]
Vijeo Connect Link Manager License	VJOCNTLML	On Request
Vijeo Connect Link Manager Mobile Lic	VJOCNTLMM	On Request
Secure Connect Enterprise Pack	VJOCNTPACKENT	On Request
Secure Connect Essential Pack	VJOCNTPACKESS	On Request
Vijeo Connect Site Manager Basic License	VJOCNTSMBASIC	On Request
Vijeo Connect Site Manager Ext 10 Lic	VJOCNTSMEXT10	On Request
Vijeo Connect Site Manager Ext 5 Lic	VJOCNTSMEXT5	On Request
Vijeo Connect User statistics	VJOCNTSTAT	On Request
Vijeo Connect Gate Manager PremiumAccess	VJOCNTGMPREM	On Request

Please contact Customer Care Center for Stockable and Non stockable status of references.

NORMAL STOCK ITEMS

W.E.F. April 01st, 2026

Acti 9 | Advanced Communication Technology that Inspires

> Protection devices

- Miniature circuit breakers
- Residual current circuit breakers
- Vigi™ residual current devices
- Surge Protection Devices

> Protection monitoring and supervision

- Indication and tripping auxiliaries
- Remote control auxiliaries
- Automatic reclosure auxiliaries



Innovative
Protection monitoring Total control and
Metering @ DB level



Efficient
Manage loads, reduce operating and project
costs, and accurately plan maintenance

> Control and monitoring

- Contactors
- Impulse relays
- Integrated control circuit breakers
- Light indicators
- Push-buttons and selector switches
- Communication Architecture

> Installation system

- IP20B terminals
- Splitter blocks
- Full range of mounting and wiring accessories



Reliable

100 percent MCB and RCD coordination, easy ordering and design, error free fast connections

Acti 9 | Advanced Communication Technology that Inspires.....

> Innovative

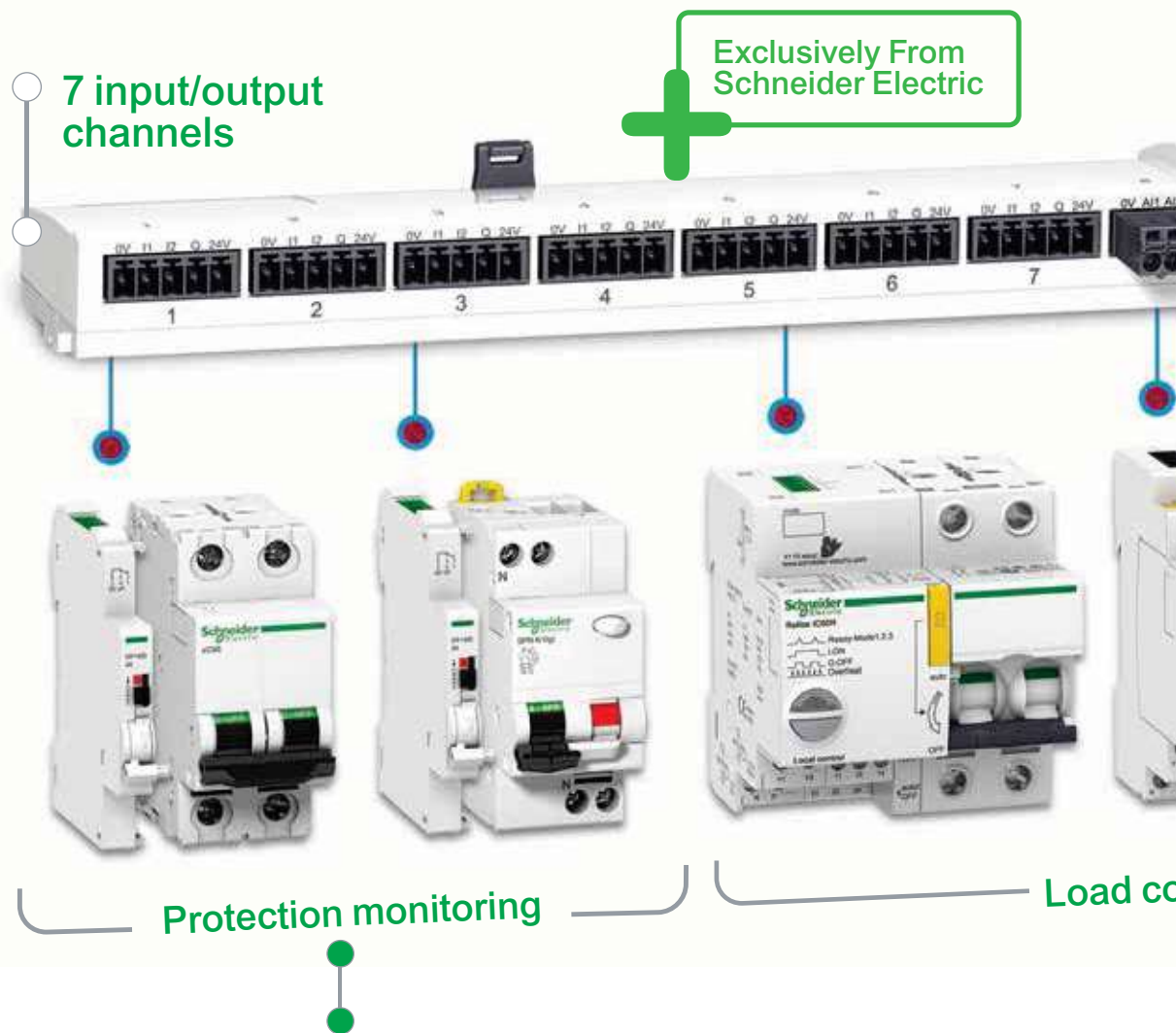
- Centralized control system including energy metering
- Large and variable data reading and computing through universal Modbus protocol

> Efficient

- One-click, prefabricated wiring for comprehensive communication between your distribution board or panel and any facility management system

> Reliable

- Error proof connection leading to reduction in downtime
- EMC tested for immunity, radiated and conducted safety



- > Status Monitoring - ON / OFF / TRIP
- > Trip Alarm Indication
- > Load Monitoring - No. of tripping cycles, Running Hours

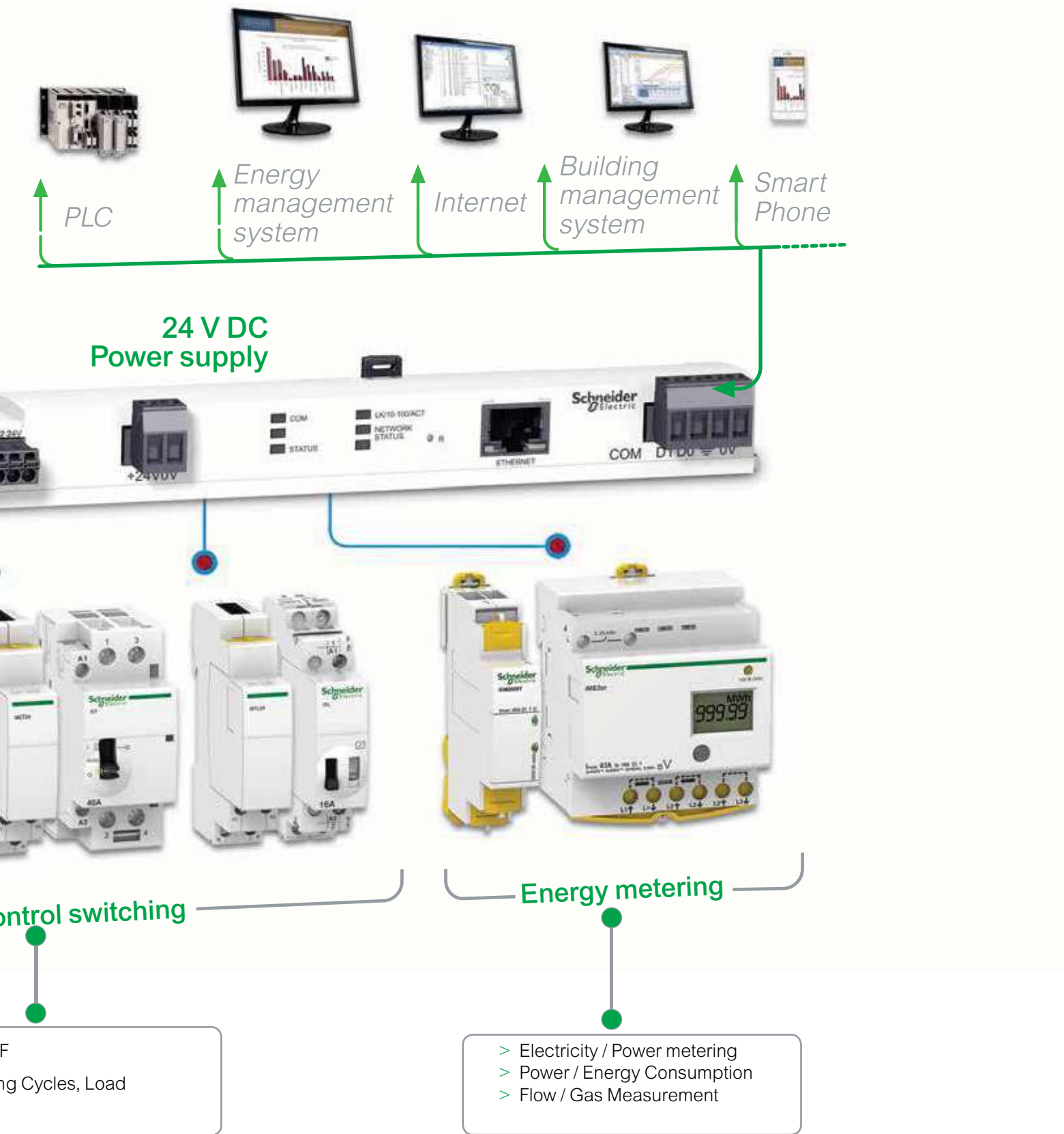
- > Switching Action - ON / OFF
- > Monitoring - No. of Switching cycles, Running hours



Meets the challenge of all your applications

Detailed load control, reduced downtime and accurately planned maintenance

Ready to connect to any facility management solution



Environmental data program
REACH, RoHS, PEP, EOL compliant

AC Miniature Circuit Breakers - xC60 - IS/IEC 60898-1



- Breaking Capacity as per IEC 60898 and IS/IEC 60898-1, Icn = 10kA
- Can be used for DC application upto 60V per pole
- Higher Installation Life: Energy Limitation Class 3, Fast Closure Mechanism
- Ease, Speed and Flexibility of installation - Biconnect, Line-Load Reversible
- Field-fittable auxiliaries for advance protection and monitoring
- Positive Contact Indication for assurance of disconnection

[In] Rated Current (A)	1 Pole Reference	Unit MRP [₹]	2 Pole Reference	Unit MRP [₹]	3 Pole Reference	Unit MRP [₹]	4 Pole Reference	Unit MRP [₹]
Module Width**	1 mod		2 mod		3 mod		4 mod	
MOQ	12 Nos.		6 Nos.		4 Nos.		3 Nos.	
B curve								
6	A9N1P06BGN ✓	535	A9N2P06BGN ✓	1615	A9N3P06BGN ✓	2678	A9N4P06BGN	3421
10	A9N1P10BGN ✓	535	A9N2P10BGN ✓	1615	A9N3P10BGN ✓	2678	-	-
16	A9N1P16BGN ✓	535	A9N2P16BGN ✓	1615	A9N3P16BGN ✓	2678	A9N4P16BGN	3421
20	A9N1P20BGN ✓	535	A9N2P20BGN ✓	1615	A9N3P20BGN	2678	-	-
25	A9N1P25BGN ✓	535	A9N2P25BGN	1615	A9N3P25BGN ✓	2678	-	-
32	A9N1P32BGN ✓	535	A9N2P32BGN	1615	A9N3P32BGN ✓	2678	A9N4P32BGN	3421
40	A9N1P40BGN ✓	1161	A9N2P40BGN	3506	A9N3P40BGN	3655	A9N4P40BGN	5195
50	A9N1P50BGN	1161	-	-	A9N3P50BGN	3655	-	-
63	A9N1P63BGN ✓	1177	-	-	A9N3P63BGN ✓	4114	A9N4P63BGN	5243
C curve								
1	A9N1P01CGN ✓	820	A9N2P01CGN ✓	2235	A9N3P01CGN ✓	3528	A9N4P01CGN ✓	4440
2	A9N1P02CGN ✓	820	A9N2P02CGN	2235	A9N3P02CGN ✓	3528	A9N4P02CGN ✓	4440
3	A9N1P03CGN ✓	820	A9N2P03CGN ✓	2235	A9N3P03CGN ✓	3528	-	-
4	A9N1P04CGN ✓	820	A9N2P04CGN ✓	2235	A9N3P04CGN ✓	3528	A9N4P04CGN ✓	4440
6	A9N1P06CGN ✓	486	A9N2P06CGN ✓	1615	A9N3P06CGN ✓	2678	A9N4P06CGN ✓	3609
10	A9N1P10CGN ✓	486	A9N2P10CGN ✓	1615	A9N3P10CGN ✓	2678	A9N4P10CGN ✓	3609
16	A9N1P16CGN ✓	486	A9N2P16CGN ✓	1615	A9N3P16CGN ✓	2678	A9N4P16CGN ✓	3609
20	A9N1P20CGN ✓	486	A9N2P20CGN ✓	1615	A9N3P20CGN ✓	2678	A9N4P20CGN ✓	3609
25	A9N1P25CGN ✓	486	A9N2P25CGN ✓	1615	A9N3P25CGN ✓	2678	A9N4P25CGN ✓	3609
32	A9N1P32CGN ✓	486	A9N2P32CGN ✓	1615	A9N3P32CGN ✓	2678	A9N4P32CGN ✓	3609
40	A9N1P40CGN ✓	1161	A9N2P40CGN ✓	2599	A9N3P40CGN ✓	4079	A9N4P40CGN ✓	5243
50	A9N1P50CGN	1161	A9N2P50CGN	2599	A9N3P50CGN	4079	A9N4P50CGN	5243
63	A9N1P63CGN ✓	1177	A9N2P63CGN ✓	2621	A9N3P63CGN ✓	4214	A9N4P63CGN ✓	5460
D curve								
2	A9N1P02DGN ✓	828	A9N2P02DGN ✓	2259	-	-	-	-
3	A9N1P03DGN ✓	828	A9N2P03DGN	2259	A9N3P03DGN ✓	3582	-	-
4	A9N1P04DGN ✓	828	A9N2P04DGN ✓	2259	A9N3P04DGN ✓	3582	-	-
6	A9N1P06DGN ✓	698	A9N2P06DGN ✓	1692	A9N3P06DGN ✓	2821	-	-
10	A9N1P10DGN ✓	698	A9N2P10DGN ✓	1692	A9N3P10DGN ✓	2821	-	-
16	A9N1P16DGN ✓	698	A9N2P16DGN ✓	1692	A9N3P16DGN ✓	2821	A9N4P16DGN ✓	3742
20	A9N1P20DGN ✓	698	A9N2P20DGN ✓	1692	A9N3P20DGN ✓	2821	A9N4P20DGN ✓	3742
25	A9N1P25DGN ✓	698	A9N2P25DGN ✓	1692	A9N3P25DGN ✓	2821	A9N4P25DGN ✓	3742
32	A9N1P32DGN ✓	698	A9N2P32DGN ✓	1692	A9N3P32DGN ✓	2821	A9N4P32DGN ✓	3742
40	A9N1P40DGN ✓	1254	A9N2P40DGN ✓	2747	A9N3P40DGN ✓	4322	A9N4P40DGN ✓	5419
50	-	-	-	-	A9N3P50DGN	4322	-	-
63	A9N1P63DGN ✓	1268	A9N2P63DGN ✓	2780	A9N3P63DGN ✓	4360	A9N4P63DGN ✓	5475

Please contact Customer Care Center for Stockable and Non stockable status of references.

✓ NORMAL STOCK ITEMS

W.E.F. April 01st, 2026

AC Miniature Circuit Breakers - XC60 - IEC - 60947-2



- Breaking Capacity as per IEC 60947-2
 - Icu 15kA - B, C & D Curve: - 1A to 40A
 - Icu 10kA - B & C Curve: - 50 & 63A
 - Icu 6kA - D Curve: - 50 & 63A
- Can be used for DC application upto 60V per pole
- Higher system performance with optimized cost: Cascading*
- Increased System Continuity: Discrimination*
- Higher Installation Life: Energy Limitation Class 3, Fast Closure Mechanism
- Ease, Speed and Flexibility of installation - Biconnect, Line-Load Reversible
- Field-fittable auxiliaries for advance protection and monitoring
- Positive Contact Indication for assurance of disconnection

[In] Rated Current (A)	1 Pole Reference	Unit MRP [₹]	2 Pole Reference	Unit MRP [₹]	3 Pole Reference	Unit MRP [₹]	4 Pole Reference	Unit MRP [₹]
Module Width**	1 mod		2 mod		3 mod		4 mod	
MOQ	12 Nos.		6 Nos.		4 Nos.		3 Nos.	
B curve								
6	A9N1P06BIN ✓	551	A9N2P06BIN ✓	1662	A9N3P06BIN ✓	2759	-	-
10	A9N1P10BIN ✓	551	A9N2P10BIN ✓	1662	A9N3P10BIN ✓	2759	-	-
16	A9N1P16BIN ✓	551	A9N2P16BIN ✓	1662	A9N3P16BIN ✓	2759	-	-
20	A9N1P20BIN ✓	551	A9N2P20BIN ✓	1662	-	-	-	-
25	A9N1P25BIN ✓	551	-	-	A9N3P25BIN ✓	2759	-	-
32	A9N1P32BIN ✓	551	-	-	A9N3P32BIN ✓	2759	A9N4P32BIN ✓	3718
40	A9N1P40BIN ✓	1196	-	-	-	-	A9N4P40BIN ✓	5351
63	A9N1P63BIN ✓	1212	-	-	A9N3P63BIN ✓	4238	A9N4P63BIN ✓	5401
C curve								
1	A9N1P01CIN ✓	845	A9N2P01CIN ✓	2303	A9N3P01CIN ✓	3634	A9N4P01CIN ✓	4573
2	A9N1P02CIN ✓	845	A9N2P02CIN ✓	2303	A9N3P02CIN ✓	3634	A9N4P02CIN ✓	4573
3	A9N1P03CIN ✓	845	A9N2P03CIN ✓	2303	A9N3P03CIN ✓	3634	-	-
4	A9N1P04CIN ✓	845	A9N2P04CIN ✓	2303	A9N3P04CIN ✓	3634	A9N4P04CIN ✓	4573
6	A9N1P06CIN ✓	501	A9N2P06CIN ✓	1662	A9N3P06CIN ✓	2759	A9N4P06CIN ✓	3718
10	A9N1P10CIN ✓	501	A9N2P10CIN ✓	1662	A9N3P10CIN ✓	2759	A9N4P10CIN ✓	3718
16	A9N1P16CIN ✓	501	A9N2P16CIN ✓	1662	A9N3P16CIN ✓	2759	A9N4P16CIN ✓	3718
20	A9N1P20CIN ✓	501	A9N2P20CIN ✓	1662	A9N3P20CIN ✓	2759	A9N4P20CIN ✓	3718
25	A9N1P25CIN ✓	501	A9N2P25CIN ✓	1662	A9N3P25CIN ✓	2759	A9N4P25CIN ✓	3718
32	A9N1P32CIN ✓	501	A9N2P32CIN ✓	1662	A9N3P32CIN ✓	2759	A9N4P32CIN ✓	3718
40	A9N1P40CIN ✓	1196	A9N2P40CIN ✓	2677	A9N3P40CIN ✓	4201	A9N4P40CIN ✓	5401
50	A9N1P50CIN ✓	1196	A9N2P50CIN ✓	2677	A9N3P50CIN ✓	4201	A9N4P50CIN ✓	5401
63	A9N1P63CIN ✓	1212	A9N2P63CIN ✓	2702	A9N3P63CIN ✓	4341	A9N4P63CIN ✓	5625
D curve								
2	A9N1P02DIN ✓	852	A9N2P02DIN ✓	2327	-	-	-	-
3	A9N1P03DIN ✓	852	-	-	A9N3P03DIN ✓	3690	-	-
4	A9N1P04DIN ✓	852	A9N2P04DIN ✓	2327	A9N3P04DIN ✓	3690	-	-
6	A9N1P06DIN ✓	719	A9N2P06DIN ✓	1744	A9N3P06DIN ✓	2907	-	-
10	A9N1P10DIN ✓	719	A9N2P10DIN ✓	1744	A9N3P10DIN ✓	2907	-	-
16	A9N1P16DIN ✓	719	A9N2P16DIN ✓	1744	A9N3P16DIN ✓	2907	A9N4P16DIN ✓	3855
20	A9N1P20DIN ✓	719	A9N2P20DIN ✓	1744	A9N3P20DIN ✓	2907	A9N4P20DIN ✓	3855
25	A9N1P25DIN ✓	719	A9N2P25DIN ✓	1744	A9N3P25DIN ✓	2907	A9N4P25DIN ✓	3855
32	A9N1P32DIN ✓	719	A9N2P32DIN ✓	1744	A9N3P32DIN ✓	2907	A9N4P32DIN ✓	3855
40	A9N1P40DIN ✓	1292	A9N2P40DIN ✓	2830	A9N3P40DIN ✓	4452	A9N4P40DIN ✓	5583
50	-	-	-	-	A9N3P50DIN ✓	4452	A9N4P50DIN ✓	5583
63	A9N1P63DIN ✓	1306	A9N2P63DIN ✓	2864	A9N3P63DIN ✓	4491	A9N4P63DIN ✓	5639

Please contact Customer Care Center for Stockable and Non stockable status of references.

✓ NORMAL STOCK ITEMS

W.E.F. April 01st, 2026

DC Miniature Circuit Breakers - C60H



Suitable for
ComReady
Auxiliary



- Specially designed MCB for enhanced protection in DC installation
- Magnetic Arc Chutes to quick break DC current in event of fault
- Breaking capacity 6kA as per IEC 60947-2
- Voltage Rating: 1P - 250 V DC & 2P - 500 V DC
- Impulse Voltage: 6 kV
- Higher Installation Life: Energy Limiting Class: 3

[In] Rated Current (A)	Module Width 18mm/ module	1 Pole Reference	Unit MRP [₹]	Module Width 18mm/ module	2 Pole Reference	Unit MRP [₹]
MOQ		12 Nos.		6 Nos.		
C60H-DC						
0.5	1	A9N61500	2104	2	A9N61520	4620
1	1	A9N61501 <input checked="" type="checkbox"/>	1535	2	A9N61521 <input checked="" type="checkbox"/>	3167
2	1	A9N61502 <input checked="" type="checkbox"/>	1535	2	A9N61522 <input checked="" type="checkbox"/>	3167
3	1	A9N61503 <input checked="" type="checkbox"/>	1535	2	A9N61523 <input checked="" type="checkbox"/>	3167
4	1	A9N61504 <input checked="" type="checkbox"/>	1535	2	A9N61524 <input checked="" type="checkbox"/>	3167
5	1	A9N61505	1535	2	A9N61525	3167
6	1	A9N61506 <input checked="" type="checkbox"/>	1260	2	A9N61526 <input checked="" type="checkbox"/>	2577
10	1	A9N61508 <input checked="" type="checkbox"/>	1260	2	A9N61528 <input checked="" type="checkbox"/>	2577
16	1	A9N61511 <input checked="" type="checkbox"/>	1260	2	A9N61531 <input checked="" type="checkbox"/>	2577
20	1	A9N61512 <input checked="" type="checkbox"/>	1260	2	A9N61532 <input checked="" type="checkbox"/>	2577
25	1	A9N61513 <input checked="" type="checkbox"/>	1260	2	A9N61533 <input checked="" type="checkbox"/>	2577
32	1	A9N61515 <input checked="" type="checkbox"/>	1453	2	A9N61535 <input checked="" type="checkbox"/>	2577
40	1	A9N61517 <input checked="" type="checkbox"/>	1728	2	A9N61537 <input checked="" type="checkbox"/>	3799
50	1	A9N61518 <input checked="" type="checkbox"/>	1728	2	A9N61538 <input checked="" type="checkbox"/>	3799
63	1	A9N61519 <input checked="" type="checkbox"/>	1728	2	A9N61539 <input checked="" type="checkbox"/>	3799

Special application MCBs



Solar Application – PV DC

- DC MCB for multi string PV installations
- Operating Voltage: 800V DC
- Current Rating up to 25A
- Complies to IEC / EN 60947-2



Rail Application* (including Rolling Stock)

- Shock & vibration resistant (IEC 61373) – Cat 1, Class B
- Complies to EN 45545 HL2
- Complies to IEC / EN 60947-2



UL MCB

- Type: UL1077, UL489
- Breaking Capacity of 10kA
- Complies to IEC 60947-2 / UL1077 / UL489 / CSA

Note:

Please contact nearest Schneider Electric sales office or Customer Care for Reference and prices of Application Specific MCBs

*Rail Application RCDs are also available on demand **18mm/module

Residual Current Devices (RCDs) - For Human and Fire Protection



**30
mA**

Use of **30mA RCDs** is now **mandatory** for all **domestic intallations** in India (NEC 2023)



Schneider Electric provides voltage independent RCDs which work on current sensing technology and provide protection from residual current even at extra low voltages (down to zero volts) and in case of break of neutral.

**SI
Type**

Schneider Electric offers SI RCD built to operate in electrically polluted or installation in aggressive environments:

- Flourescent / Variable lighting with Electronic ballast
- Powerful IT / Telecom equipment / Air conditioning
- Severe Atmosphere - High lighting risk / Swimming pools

* for Measures relating to Safety and Electric supply

AC Residual Current Circuit Breakers - xID



- Complies to IEC/EN 61008-1 and IS 12640
- AC Type
- Selective range available for time based discrimination
- Easy Monitoring: Earth fault indication and Test Button on front face
- Mandatory to use OF-S auxiliary to add any indication or tripping auxiliary

[In] Rated Current (A)	Earth-Leakage Sensitivity (mA)	Module Width 18mm/module	2 Pole Reference	Unit MRP ₹	Module Width 18mm/module	4 Pole Reference	Unit MRP ₹
25	30	2	A9N16201	5571	4	A9N16251	7819
	100	2	A9N16203	6183	4	A9N16253	8310
	300	2	A9N16202	6371	4	A9N16252	8555
40	30	2	A9N16204	6558	4	A9N16254	7697
	100	2	A9N16205	7070	4	A9N16255	8356
	300	2	A9N16206	7415	4	A9N16256	8678
63	30	2	A9N16208	7897	4	A9N16258	8913
	100	2	A9N16209	8492	4	A9N16259	9872
	300	2	A9N16210	8663	4	A9N16260	9918
80	30	2	A9N16212	13274	4	A9N16261	15723
	100	2	A9N16213	13496	4	A9N16262	15976
	300	2	-	-	4	A9N16263	16062

AC Residual Current Circuit Breakers (RCCBs) - iID



- Complies to IEC 61008-1
- AC Type
- Degree of pollution: 3 (suitable for industrial environment)
- Electrical ON/OFF indication by using OFSP auxiliary

Poles Description	[In] Rated Current (A)	Earth-Leakage Sensitivity (mA)	Module Width 18mm/module	Reference	Unit MRP ₹
4P	100	30	4	**A9R11491	On Request
		100	4	**A9R12491	On Request
	125	30	4	A9R11492	On Request
		100	4	A9R12492	On Request
		300	4	A9R14492	On Request

Note: **For 100A RCCB Auxiliary kindly contact Customer Care

AC Residual Current Breaker Overload (RCBO) - DPN N Vigi



- Complies to IEC/EN 61009
- AC Type Tripping characteristics - C curve
- Overvoltage category (IEC 60364): IV
- Suitable for indication & tripping auxiliaries

Poles Description	[In] Rated Current (A)	Earth-Leakage Sensitivity (mA)	Module Width 18mm/module	Reference	Unit MRP ₹
1P+N	6	30	2	A9N19661	8601
		300	2	A9N19681	8736
	10	30	2	A9N19663	8601
		300	2	A9N19683	8736
	16	30	2	A9N19665	8601
		300	2	A9N19685	8736
	20	30	2	A9N19666	8601
		300	2	A9N19686	8736
	25	30	2	A9N19667	8601
		300	2	A9N19687	8736
	32	30	2	A9N19668	8601
		300	2	A9N19688	8736
	40	30	2	A9N19669	10882
		300	2	A9N19689	11071

Note: Application specific RCDs also available with 10mA, 500mA and 1000mA sensitivities

Please contact nearest Schneider Electric Sales Office or Customer Care Center for Reference and Prices

Please contact Customer Care Center for Stockable and Non stockable status of references.

✓ NORMAL STOCK ITEMS

W.E.F. April 01st, 2026

SI Type Residual Current Circuit Breakers (RCCBs) - xID SI



- Complies to IEC/EN 61008-1
- SI RCDs offer enhanced immunity against Electrical Disturbances; Polluted and Corrosive environments - Guaranteed performance in harsh operating conditions
- Ensures continuity of supply in networks with:
 - Transient overvoltages
 - Loads generating HF leakage current i.e. harmonics
 - Loads generating continuous leakage current
- Ensures tripping on genuine earth fault in networks with:
 - Pulsating DC components
 - HF applications which "Blinds" (non-tripping) the conventional RCDs

[In] Rated Current (A)	Earth-Leakage Sensitivity (mA)	Module Width 18mm/module	2 Pole Reference	Unit MRP [₹]	Module Width 18mm/module	4 Pole Reference	Unit MRP [₹]
25	30	2	A9N16234	12960	4	A9N16321	14444
40	30	2	A9N16237	13612	4	A9N16324	14900
63	30	2	A9N16240	14003	4	A9N16327	15298
63	300	2	A9N16246	14109	4	-	-

Vigi Block for xC60 (Add-on RCD Module, 2 & 4 Pole)



- Flexibility to use MCB of any tripping curve to suit applications, ensuring best 3 in 1 protection
- No auxiliary supply required
- AC Class protection
- Degree of pollution: 3 (suitable for industrial environment)
- Immune to nuisance tripping due to transient over voltages

[In] Rated Current (A)	Earth-Leakage Sensitivity (mA)	Module Width 18mm/module	2 Pole Reference	Unit MRP [₹]	Module Width 18mm/module	4 Pole Reference	Unit MRP [₹]
25	30	1.5	A9N26581	10298	3	A9N26595	12995
	100	1.5	A9N26582	11335	3	A9N26596	11540
	300	1.5	A9N26583	11984	3	A9N26597	12420
63	30	2	A9N26611	12459	3.5	A9N26643	12505
	100	2	A9N26612	13194	3.5	A9N26644	13109
	300	2	-	-	3.5	A9N26645	13590

Note: Vigi Block for High Rating up to 125A (C120) and High Breaking Capacity (NG125) available on demand

SI Type Residual Current Breaker Overload (RCBO) - DPN N Vigi SI



- Complies to IEC/EN 61009
- Ensures continuity of supply in networks with:
 - Transient overvoltages
 - Loads generating HF leakage current i.e. harmonics
 - Loads generating continuous leakage current
- Ensures tripping on genuine earth fault in networks with :
 - Pulsating DC components
 - HF applications which "Blinds" (non-tripping) the conventional RCDs

Poles Description	[In] Rated Current (A)	Earth-Leakage Sensitivity (mA)	Module Width 18mm/module	Reference	Unit MRP [₹]
1P+N	6	30	2	A9N19631	17123
	10	30	2	A9N19632	17123
	16	30	2	A9N19634	17123
		300	2	A9N19644	17123
	25	30	2	A9N19636	17123
	32	30	2	A9N19637	17123
	40	30	2	A9N19638	20275
		300	2	A9N19648	22562

*For Prices, please contact nearest Schneider Electric Sales Office or Customer Care Center are Center for Reference and Prices

Please contact Customer Care Center for Stockable and Non stockable status of references.

NORMAL STOCK ITEMS

W.E.F. April 01st, 2026

Acti 9 Active AFDD

Make active safety your new standard

- Integrated arc fault protection for prevention against electrically ignited fires
- AFDD complies to IEC/EN 62606
- RCD complies to IEC/EN 61009-2-1
- Protection Against Series & Parallel Arc

Acti9 iCV40N VigiARC Active, 30 mA, A-SI type



- Ensures tripping on genuine earth fault in networks with :
 - Pulsating DC components
 - HF applications which "Blinds" (non-tripping) the conventional RCDs
- Available in C Curve Configuration

Poles Description	[In] Rated Current (A)	Earth-Leakage Sensitivity (mA)	Module Width 18mm/module	Reference	Unit LP [₹]
1P+N	6	30	2	A9TDNC606	On Request
	10	30	2	A9TDNC610	On Request
	16	30	2	A9TDNC616	On Request
	25	30	2	A9TDNC625	On Request
	32	30	2	A9TDNC632	On Request
	40	30	2	A9TDNC640	On Request

Acti9 iCV40H VigiARC Active, 30 mA, A-SI type



- Ensures tripping on genuine earth fault in networks with :
 - Pulsating DC components
 - HF applications which "Blinds" (non-tripping) the conventional RCDs
- Available in C Curve Configuration
- Seamless connectivity with Wiser 2.0 & ecostruxre through Panel server

Poles Description	[In] Rated Current (A)	Earth-Leakage Sensitivity (mA)	Module Width 18mm/module	Reference	Unit LP [₹]
1P+N	6	30	2	A9TDND606	On Request
	10	30	2	A9TDND610	On Request
	16	30	2	A9TDND616	On Request
	20	30	2	A9TDND620	On Request
	25	30	2	A9TDND625	On Request
	32	30	2	A9TDND632	On Request


Please contact Customer Care Center for Stockable and Non stockable status of references.

NORMAL STOCK ITEMS

W.E.F. April 01st, 2026

Common Auxiliaries for xC60 / RCDs Range

- Field-fittable auxiliaries (clip fitted) mounted on left side with maximum width of 54mm
- Order: Tripping Auxiliaries (MN first) followed by Indication Auxiliaries (SD first)



Type	Module Width 18mm/module	Reference	Unit MRP [₹]
Indication Auxiliaries			
Acti9 A9N iOF bottom wiring 0.1-6A aux	0.5	A9N26904	3686
Acti9 A9N SD bottom wiring 0.1-6A aux	0.5	A9N26907	2080
Acti9 A9N OF/SD+OF top/bt wir 0.1-6A aux	0.5	A9N26909	5297
Acti9 A9A iOF bottom wiring 0.1-6A aux	0.5	A9A26904	1837
Acti9 A9A iOF/SD+OF t&b wire 0.1-6A aux	0.5	A9A26909	5628
OF+SD24 auxiliary contact (ComReady)	0.5	A9N26899	4662
Protection Auxiliaries – Trip Indication on front face			
MN Under-voltage Release 220-240V AC	1	A9N26960	7492
MSU Over-voltage Release 275V AC	1	A9N26500	8871
Tripping Auxiliaries – Trip Indication on front face			
MX + OF Shunt Release 110-415V AC: for Remote tripping of Circuit Breaker	1	A9N26946	4873
MX + OF Shunt Release 12-24V AC/DC: for Remote tripping of Circuit Breaker	1	A9N26948	4873
Auxiliary Switch for RCCBs – Mandatory for use of Auxiliaries with RCCBs			
Auxiliary switch for RCCB up to 80A (OF-S)	0.5	A9N26923	8616
Auxiliary switch for RCCBs 125A (OFSP)	0.5	A9N16940	4376

Accessories



Type	Description	Reference	Unit MRP [₹]
Rotary Handle*	Breaker Switching Sub-Assembly	27046	7843
Rotary Handle*	Extended, Disconnectable handle	27047	3960
Padlock** (bag of 2)		26970	1675
Aluminum cable terminal**		27060	986
Spacer		A9N27062	390

* for xC60, C120, DPN N Vigi, C60H-DC, xSW - Multi poles only

Note:

For all above Reference MOQ = 1

Please contact Customer Care Center for Stockable and Non stockable status of references.

NORMAL STOCK ITEMS

W.E.F. April 01st, 2026

Protection Against Lightning Strikes And Switching Surges



For all low voltage switchboards and electrical enclosures:

Comprehensive range

- To ensure the protection of equipment connected to:
- Low voltage networks,
- Telecommunications networks,
- Computer networks.
- Easy to implement and use.
- Compatibility with all earthing systems (TT, TNS, TNC, IT).
- Technical and aesthetic consistency

Continuity of service and certified safety

Schneider Electric certified coordination between the surge arrester and its disconnection circuit breaker.

Compliance with standards: IEC/EN 61643-11.



More and more electrical equipment today is sensitive to overvoltages caused by lightning.



90%

of power outlets supply equipment incorporating electronic devices.



iQuick PRD “built-in” technology surge arresters, a Schneider Electric innovation, incorporate their own disconnection circuit breaker: easy to choose and simple to install for greater effectiveness.



Up to **30%** of installation time saved.

Surge Arresters - Type 1+ 2



- Complies to EN/IEC 61643 -11
- Withdraw able type: Easy Replacement
- Inbuilt SPD health Indicator: Also available with remote signaling
- For protection against Direct lightning surge, Indirect lightning surge, Switching surge
- Iimp up to 25kA & Imax upto 40kA
- **Always use a Back-up MCB with your SPD**
- Maximum Operating Voltage [Uc]: 350V

Type	Pole Description	Module Width 18mm/module	Reference	Unit MRP [₹]
PRD1 25r	1P	2	16329	26716
	1P + N	4	16330	47016
	3P	6	16331	75511
	3P + N	8	16332	93819

Surge Arresters iPRD - Type 2 (Withdrawable type) (TT, TN-S, TN-C Systems)



- Complies to IEC 61643-11/2011 T2 and EN 61643-11
- For protection against Indirect lightning surge and Switching surge
- Inbuilt health Indicator
- Response time < 25ns
- Imax (8/20 s): 65/40/15/8kA
- Maximum Operating Voltage [Uc]: 340V
- Level of protection, Up: 1.0 - 2.0 kV
- Remote indication contact with 8r/20r/40r/65r
- **Always use a Back-up MCB with your SPD**

Type	Rated Voltage (V)	Pole Description	Module Width 18mm/module	Reference	Unit MRP [₹]
iPRD8	230	1P	1	A9L08100	6545
	230	1P+N	2	A9L08500	12484
	230/400	3P	3	A9L08300	16849
iPRD8r	230/400	3P+N	4	A9L08600	25432
	230	1P+N	2	A9L08501	14966
iPRD20	230/400	3P+N	4	A9L08601	30519
	230	1P	1	A9L20100	7335
	230	1P+N	2	A9L20500	15692
iPRD20r	230/400	3P	3	A9L20300	20088
	230/400	3P+N	4	A9L20600	28401
	230	1P+N	2	A9L20501	18385
iPRD40	230/400	3P+N	4	A9L20601	34728
	230	1P	1	A9L40100	9107
	230	1P+N	2	A9L40500	18074
	230/400	3P	3	A9L40300	25943
iPRD40r	230/400	3P+N	4	A9L40600	36176
	230	1P	1	A9L40101	10196
	230	1P+N	2	A9L40501	23300
	230/400	3P	3	A9L40301	34913
iPRD65r	230/400	3P+N	4	A9L40601	43418
	230	1P	1	A9L65101	13631
	230	1P+N	2	A9L65501	29696
iPRD65r	230/400	3P	3	A9L65301	38751
	230/400	3P+N	4	A9L65601	50282

Spare Cartridges for iPRD



- Spare Cartridges for iPRD8r, iPRD20r, iPRD40r and iPRD65r
- End of life indication available on front face
- These Cartridges are not compatible with Old SPD range (A9L16...)**

Type	Spare Cartridges for	Reference	Unit MRP [₹]
iPRD 65-350	iPRD65r	A9L65102	8533
iPRD 40-350	iPRD40, iPRD40r	A9L40102	6894
iPRD 20-350	iPRD20, iPRD20r	A9L20102	5262
iPRD Neutral	All products (1P+N, 3P+N)	A9L00002	7046

**Spare Cartridges for Old SPD Range (A9L16...) are available on demand - please contact nearest Schneider Electric Sales Office or Customer Care for Reference and prices

Note:

For all above Reference MOQ = 1

Please contact Customer Care Center for Stockable and Non stockable status of references.

NORMAL STOCK ITEMS

W.E.F. April 01st, 2026

iQuick PRD - Type 2 with inbuilt MCB



- Compact SPD with in-built back up MCB - saving on space, MCB selection, wiring time
- Complies to EN/IEC 61643-11
- Withdrawable Type - Cost Efficient - Allows damaged Cartridges to be replaced without having to replace entire SPD
- Inbuilt SPD Health Indicator on front face of device; Remote signaling functionality also available
- Incoming Protection: iQuick PRD 40r (High Risk level) and iQuick PRD 20r (Moderate Risk level)
- Secondary Protection: iQuick PRD 8r is cascade mounted with incoming surge arresters

Type	Pole Description	Module Width 18mm/module	Reference	Unit MRP [₹]
iQuick PRD 8r	1P+N	4	A9L16298	18798
	3P	6.5	A9L16299	30401
	3P+N	7.5	A9L16300	37828
iQuick PRD 20r	1P+N	4	A9L16295	23178
	3P	6.5	A9L16296	36495
	3P+N	7.5	A9L16297	45395
Quick PRD 40r	1P+N	4	A9L16292	28990
	3P	6.5	A9L16293	43432
	3P+N	7.5	A9L16294	53977

Note: Spare / Replacement Cartridges available - For Reference and prices contact nearest sales office or customer care

Photovoltaic Surge Arresters



- Protection for photovoltaic panels and the DC input to the inverter from overvoltages due to a lightning strike
- Type 2 surge arresters
- Should be installed in switchboard inside the building. If switchboard is located outside, it must be weatherproof
- Withdrawable surge arrester allows damaged Cartridges to be replaced quickly
- Inbuilt SPD Health Indicator on front face of device; Remote signaling functionality also available

Type	U (cpv) Maximum Operating Voltage (V)	Module Width 18mm/module	Reference	Unit MRP [₹]
iPRD 40r	800	3	A9L40271	14294
	1000	3	A9L40281	17496

Note: Spare / Replacement Cartridges available - For Reference and prices contact nearest sales office or customer care

Surge Arresters for Communication Networks



- Analogue telephone line protection: iPRC surge arrester wired in series to the private installation input, protects the telephones, the modems (including ADSL) etc
- Protection for 2 low-current lines without common potential or 4 lines with common reference potential
- iPRI protects measuring instrument and PLC sensor inputs and the DC power supply inputs up to 53 V and AC power supply inputs up to 37 V

Type	[Ue] Operational Voltage (V)	Module Width 18mm/module	Reference	Unit MRP [₹]
PRI	48 V DC	1	A9L16339	25494
PRC	130 V AC	1	A9L16337	15284

Note:

For all above Reference MOQ = 1
Please contact Customer Care Center for Stockable and Non stockable status of references.

NORMAL STOCK ITEMS

W.E.F. April 01st, 2026

Isolator - xSW



- Complies to IEC/EN 60947-3
- Switching duty: AC - 22A
- Impulse Voltage
 - Upto 80 - 4kV
 - 100 & 125A - 6kV

Poles Description	[In] Rated Current (A)	Module Width 18mm/module	MOQ	Reference	Unit MRP [₹]
2	40	2	6	A9S2P040	1079
	63	2	6	A9S2P063	1426
3	40	3	4	A9S3P040	1885
	63	3	4	A9S3P063	2208
4	40	4	3	A9S4P040	2386
	63	4	3	A9S4P063	2598
	100	4	3	A9S4P100	4347
	125	4	3	A9S4P125	4804

Selector Switch - iSSW



- Complies to IEC 60947-5-1 and IEC 60669-1
- Rating 20A, 250V AC
- Electrical life (AC22): 30,000 cycles
- Connection: tunnel terminals cables up to 10 sq. mm

No. of positions	Poles Description	Contacts	Module Width 18mm/module	MOQ	Reference	Unit MRP [₹]
2	1	1 C/O	1	12	A9E18070	2308
	2	2 C/O	2	6	A9E18071	3173
	2	1NO + 1NC	1	12	A9E18072	1850
3	1	1 C/O	1	12	A9E18073	2118
	2	2 C/O	2	6	A9E18074	3829

iRO Buzzers



- Audible indication in housing and the tertiary sector
- Sound level of 70dBA at a distance of 60cm

Voltage	Module Width 18mm/module	Reference	Unit MRP [₹]
230V AC	1	A9A15322	2852

Please contact Customer Care Center for Stockable and Non stockable status of references.

NORMAL STOCK ITEMS

W.E.F. April 01st, 2026

iCT Contactors



- Complies to IEC 1095, E N 61095
- 4 operating modes switch on front face :
 - Automatic mode
 - Temporary "ON" mode
 - Permanent "ON" mode
 - Shutdown
- Mechanical contact position Indicator
- Safe installation maintenance: lock the contactor in ON position
- Silent operation (20dB) for entire range

Type	Rating (A)	No. of Contacts	Module Width 18mm/module	Reference	Unit MRP [₹]
1P	25	1NO	1	A9C20731	3417
	16	2NO	1	A9C22712	3516
2P	25	2NO	1	A9C20732	4284
	40	2NO	2	A9C20842	9054
	63	2NO	2	A9C20862	9192
3P	25	3NO	2	A9C20833	5418
	40	3NO	2	A9C20843	12028
	63	3NO	3	A9C20863	13072
4P	25	4NO	2	A9C20834	5673
	40	4NO	2	A9C20844	14010
	63	4NO	3	A9C20864	14781
	63	2NO + 2NC	3	A9C20868	17086

Note: 100A Contactor in 2P / 4P - available on request

iTL Impulse Relays



- Complies to IEC/EN 60669-2-2
- Safe maintenance: disconnection of remote control by selector switch
- Manual Controls on front face: 0-I toggle
- Mechanical contact position Indicator
- Maximum 5 operations/min. and 100 switching operations/day
- Degree of pollution: 3 (suitable for industrial environment)

Type	Rating (A)	Control Voltage	No. of Contacts	Module Width	Reference	Unit MRP [₹]
1P	16	230-240 VAC	1NO	1	A9C30811	2299
	32	230-240 VAC	1NO	1	A9C30831	2894
2P	16	230-240 VAC	2NO	1	A9C30812	3633
4P	16	230-240 VAC	4NO	2	A9C30814	7023

iIL Indicator Lights



- Complies to IEC 60947-5-1
- Indicator light with LED technology
- Service life 100,000 hours with constant luminous efficiency

Type	Colour	Module Width 18mm/module	Reference	Unit MRP [₹]
Single Indicator light	Red	1	A9E18320	2291
	Green	1	A9E18321	2291
	Blue	1	A9E18323	2291
	Orange	1	A9E18324	2291
3 phase voltage presence light	Red/Red/Red	1	A9E18327	6742
Single Push Button (1 NO+ 1NC)	Grey	1	A9E18033	3056

Note: For all above Reference MOQ = 1

Please contact Customer Care Center for Stockable and Non stockable status of references.

NORMAL STOCK ITEMS

W.E.F. April 01st, 2026

Communication Auxiliaries



Auxiliary for Protection Devices (OF+SD24)

Auxiliary for Contactors (iACT24)

Auxiliary for Impulse Relays (iATL24)

Description	Module Width	Reference	Unit MRP [₹]
OF+SD24	0.5	A9N26899	4662
iACT24	1	A9C15924	30147
iATL24	1	A9C15424	22583

Reflex iC60 - Integrated Control & Overcurrent Protection Device



- All in One Solution: MCB + Contactor + Impulse Relay + Auxiliary
- 10kA Breaking capacity as per IEC/EN 60947-2
- Ti24 interface: Connection to PLC, Smartlink
- 3 operating modes to cater to a variety of applications
- Safe lock down with Integrated Padlocking
- Simplified maintenance: Front face Indicator allows better reliability

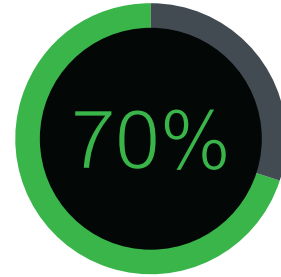
[In] Rated Current (A)	2 Pole Reference	Unit MRP [₹]	3 Pole Reference	Unit MRP [₹]	4 Pole Reference	Unit MRP [₹]
Module Width **	4.5 mod		5.5 mod		6.5 mod	
B Curve						
10	A9C61210	58998	-	-	-	-
C Curve						
10	A9C62210	62643	A9C62310	67092	-	-
16	A9C62216	62643	A9C62316	64774	A9C62416	67404
25	A9C62225	59652	A9C62325	63498	-	-
40	A9C62240	62828	-	-	A9C62440	73689
63	-	-	-	-	A9C62463	75608

Note: **18mm/module

Isobar Distribution System

EcoStruxure™ Innovation At Every Level

From sensors to services, our Innovation At Every Level approach improves energy and operational efficiency by tapping the true business value of IoT advancements. We've made mobility, sensing, cloud, analytics, and cyber security technologies meaningful to customers, helping them compete in our IoT economy.



70%
of decision-makers see the business value of IoT*

*Schneider Electric IoT 2020 Business Report

Connected Products:

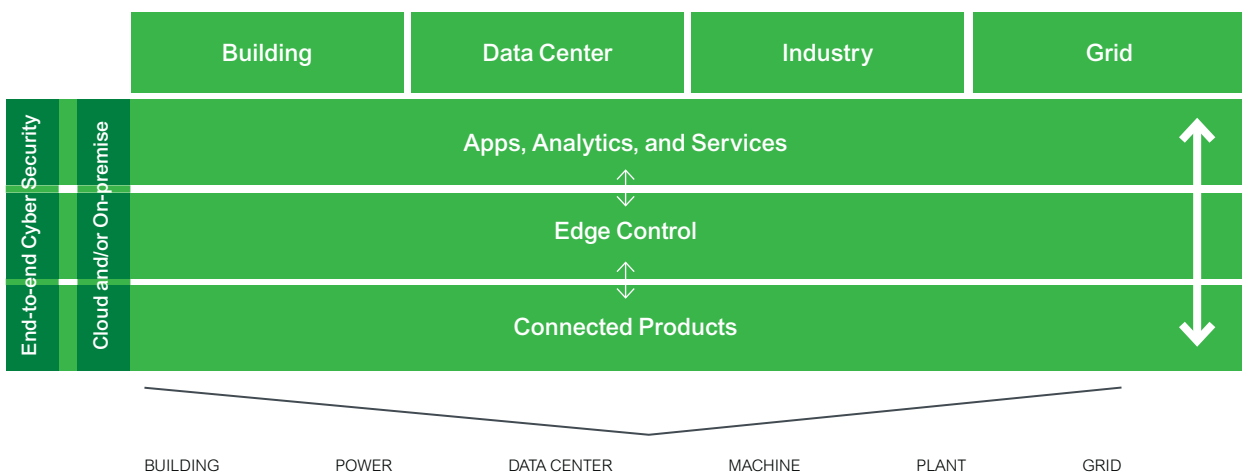
The Internet of Things starts with the best things. Our IoT-enabled best-in-class connected products include breakers, drives, UPSs, relays, sensors, and more. Devices with embedded intelligence drive better decision-making throughout operations.

Edge Control:

Mission-critical scenarios can be unpredictable, so control of devices at the edge of the IoT network is a must. This essential capability provides real-time solutions that enable local control at the edge, protecting safety and uptime.

Applications, Analytics, and Services:

Interoperability is imperative to supporting the diverse hardware and systems in building, data center, industry, and grid end markets. EcoStruxure™ enables a breadth of agnostic applications, analytics, and services for seamless enterprise integration.



Connectivity built in

Acti9 Isobar harnesses the connectivity of the Acti9 range enabling distribution boards to become smart and connected.



1. **Enable asset management** on all outgoing ways with **PowerTag**



2. **Smartlink SiD** for wireless data concentration




3. **Enable further asset and energy management** through PowerTag for Compact NSX



4. **Monitor and control** your assets with SiB Smartlink

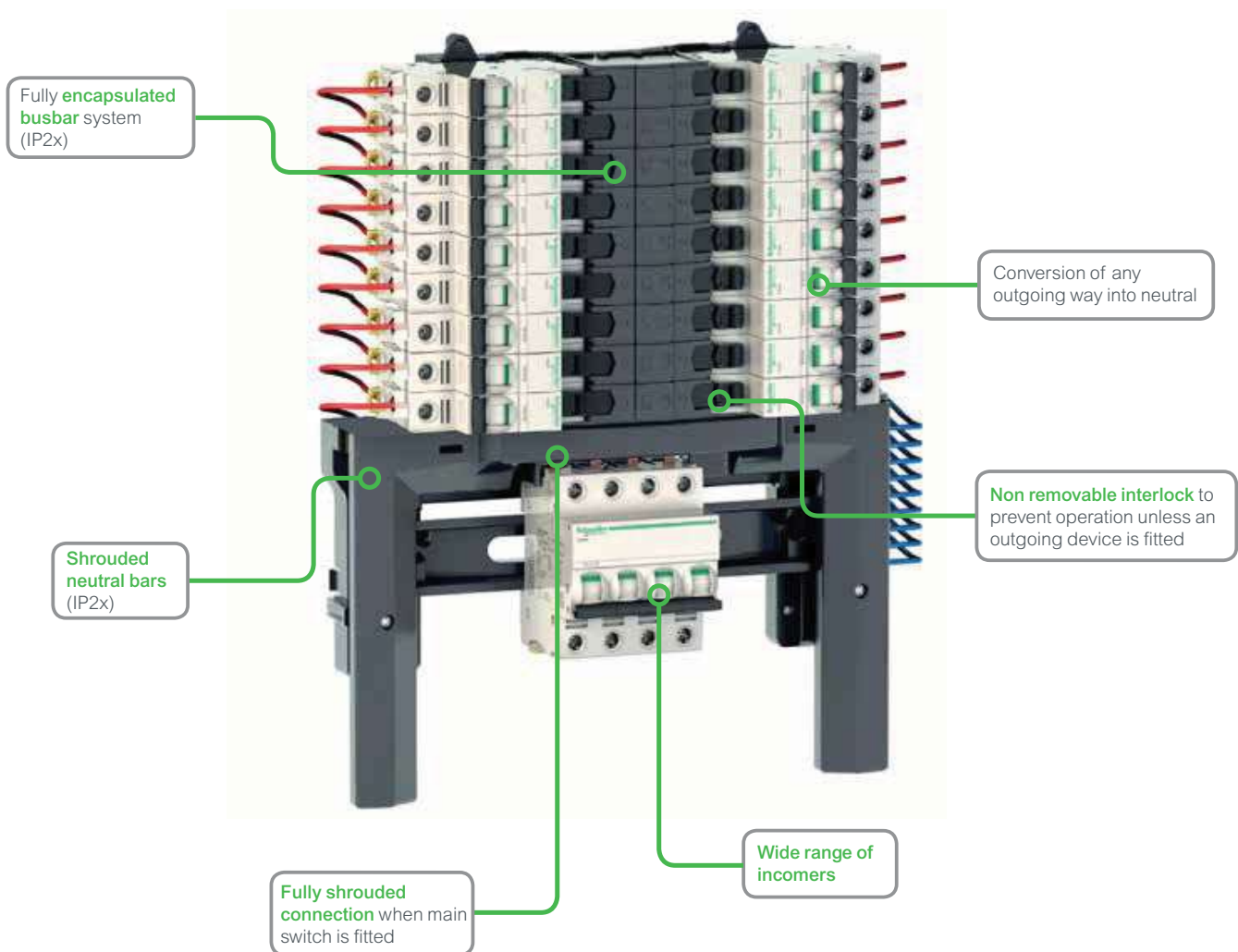


5. See the power and optimise the use of your assets with Facility Expert our **simple on-line services platform**



Acti 9

Isobar Pan Assembly



- Fully type tested conditional short circuit rating of 25kA to BS EN 61439-3
- 250A busbar rating
- Range of incomers: switch disconnectors, residual current devices, terminal blocks, MCCB
- Full range of device accessories and auxiliaries
- Shrouded Neutral
- Isobar disconnection conforms to BS/EN 60947-3 ensuring complete isolation for unused poles Option to switch any outgoing to neutral using distributed neutral kit

Description	Double Door Metal (IP43) Reference	Unit LP [₹]
Acti9 Isobar B - pan assembly - 16 ways TP + earth + neutral	SEA9BN16PEV	On Request
Acti9 Isobar B - pan assembly - 18 ways TP + earth + neutral	SEA9BN18PEV	On Request
Acti9 Isobar B - pan assembly - 24 ways TP + earth + neutral	SEA9BN24PEV	On Request
Acti 9 - 1P blank terminal block (no electrical connection)	SEA9BP	On Request
Isobar B - neutral bar - 1N - for distribution board - 16 ways	SEA9NB16	On Request
Isobar B - neutral bar - 1N - for distribution board - 18 ways	SEA9NB18	On Request
Isobar B - neutral bar - 1N - for distribution board - 24 ways	SEA9NB24	On Request
Isobar A - neutral bar - 1N - for distribution board - 4 ways SP+N	SEA9NKIT	On Request
Acti 9 - terminal block - 250A	SEA9NPB250TB	On Request
Acti 9 Isobar B - MCCB/Interpact connection kit	SEA9BINCKIT	On Request

*Price on Request

Please contact Schneider Electric Customer Care Center for Prices

Please contact Customer Care Center for Stockable and Non stockable status of references.

NORMAL STOCK ITEMS

W.E.F. April 01st, 2026

Acti 9

Distribution Boards

Spectacular Design

Blends seamlessly with interiors



Unique Rounded Corners | Color - RAL 9003 white | Designer Rotary Knob

Maximized Wiring Space


Convenient and Safe wiring



15% more wiring area | Reduced U-box Collar | Removable Frame, Centre plate & Gland plate

Adaptable

Total Flexibility for ease of installation and usage



Surface and Flush installation | Field fittable key lock provision | Reversible Door

Inspiring the **S.M.A.R.T.** choice!!!

Robust Architecture


Perfect blend of Strength & Weight



High Strength-to-Weight ratio | RoHS and REACH Compliance – ideal solution for GREEN Buildings

Base Material used - Galvanized Iron

4X Rust Resistance



1. Powder Coating
- 2. Galvanized Iron**
3. Base Iron

Galvanized Iron | Gives 4X rust resistance
No Rusting | Even if the powder coating is scratched
No Propagation Of Rust | Even If base material is chipped off
No Hassle | of repainting due to rusting

Technically Proven

Safety Guaranteed



Designed and Manufactured as per **IS 8623 - 1 & 3** | IP and IK test by ERDA & CPRI | Glow wire tested

Type Tested as per IEC 61439 - 1 & 3



IEC 61439 - 3* Fully Compliant

*Tested at **NABL** and **ASTA** accredited testing facility



Salt Spray



IP43



IK09



Reliable Door



Earthing



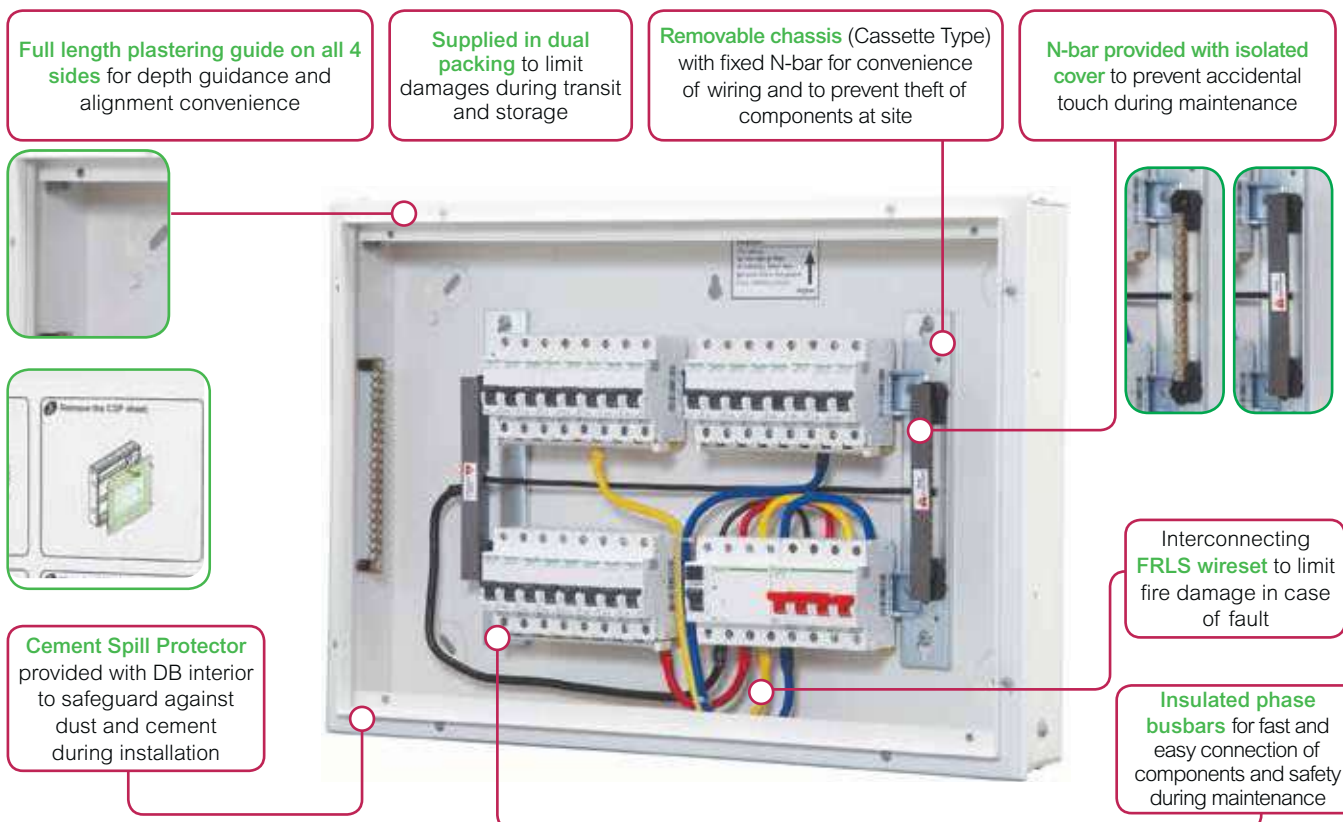
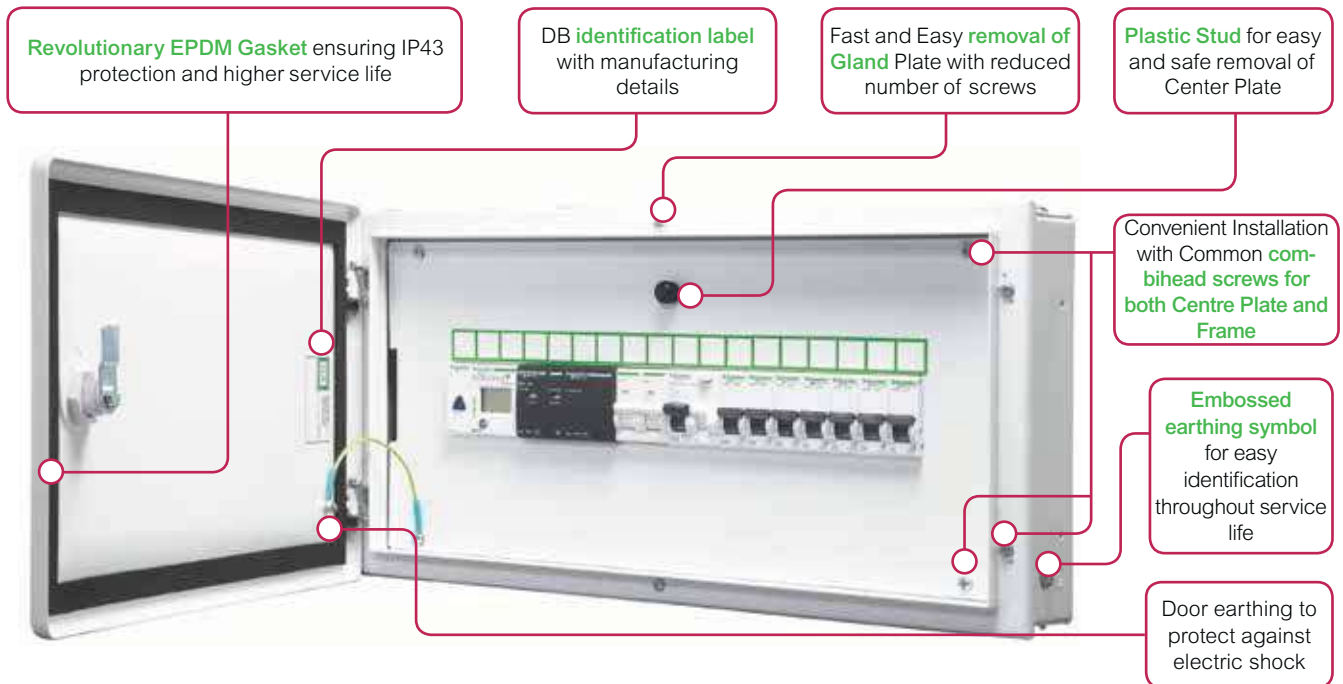
Temp@
Max Curr

Mechanical Tests

Electrical Tests

Acti 9

Distribution Boards



Metal Enclosures



- Metal Enclosure to mount individual Modular Device feeding directly to the load or final distribution board

Description	Total Module Cutout	Single Door (IP30) Reference	Unit MRP [₹]
2 way	1 / 2	A9HMES02 <input checked="" type="checkbox"/>	1233
4 way	3 / 4	A9HMES04 <input checked="" type="checkbox"/>	1233

SPN DBs



- SPN DB for distribution of Single Phase Neutral supply to respective load MCBs
- Incomer - DP RCCB/RCBO/Isolator/MCB
- Outgoing - SP MCBs

Description	Total Module Cutout (Incomer + Outgoing)	Single Door (IP30) Reference	Unit MRP [₹]	Double Door Metal (IP43) Reference	Unit MRP [₹]
6 way	6	A9HSNS06	2387	A9HSND06 <input checked="" type="checkbox"/>	3429
8 way	8	A9HSNS08 <input checked="" type="checkbox"/>	2831	A9HSND08 <input checked="" type="checkbox"/>	3738
12 way	12	A9HSNS12	3350	A9HSND12 <input checked="" type="checkbox"/>	4495
18 way	18	-	-	A9HSND18 <input checked="" type="checkbox"/>	6022

TPN DBs



- Standard TPN DBs for distribution of Three Phase and Neutral supply
- Incomer - FP RCCB/RCBO/Isolator/MCB
- Outgoing - SP MCBs

Description	Total Module Cutout (Incomer + Outgoing)	Single Door (IP30) Reference	Unit MRP [₹]	Double Door Metal (IP43) Reference	Unit MRP [₹]
4 way eco	4 + 12	-	-	A9HTND04E <input checked="" type="checkbox"/>	8947
4 way	8 + 12	-	-	A9HTND04 <input checked="" type="checkbox"/>	9024
6 way	8 + 18	-	-	A9HTND06 <input checked="" type="checkbox"/>	9159
8 way	8 + 24	-	-	A9HTND08 <input checked="" type="checkbox"/>	11294
12 way	8 + 36	-	-	A9HTND12 <input checked="" type="checkbox"/>	17242

Flexi Tier DBs



- Flexi DBs give total flexibility to mount any type and size of Modular devices as per load requirement
- Provided with N-Bar and E-Bar
- Flexi Tier DBs can be converted to PPI DB using 'PPI Kit' provided on next page

Description	Total Module Cutout (Incomer + Outgoing)	Single Door (IP30) Reference	Unit MRP [₹]	Double Door Metal (IP43) Reference	Unit MRP [₹]
2 Tier 24 Modules	2 x 12	-	-	A9HFD224	9671
3 Tier 36 Modules	3 x 12	-	-	A9HFD336	11615
4 Tier 40 Modules	4 x 10	-	-	A9HFD440 <input checked="" type="checkbox"/>	12271
4 Tier 56 Modules	4 x 14	-	-	A9HFD456 <input checked="" type="checkbox"/>	12825

Note:

For all above Reference MOQ = 1

Please contact Customer Care Center for Stockable and Non stockable status of references.

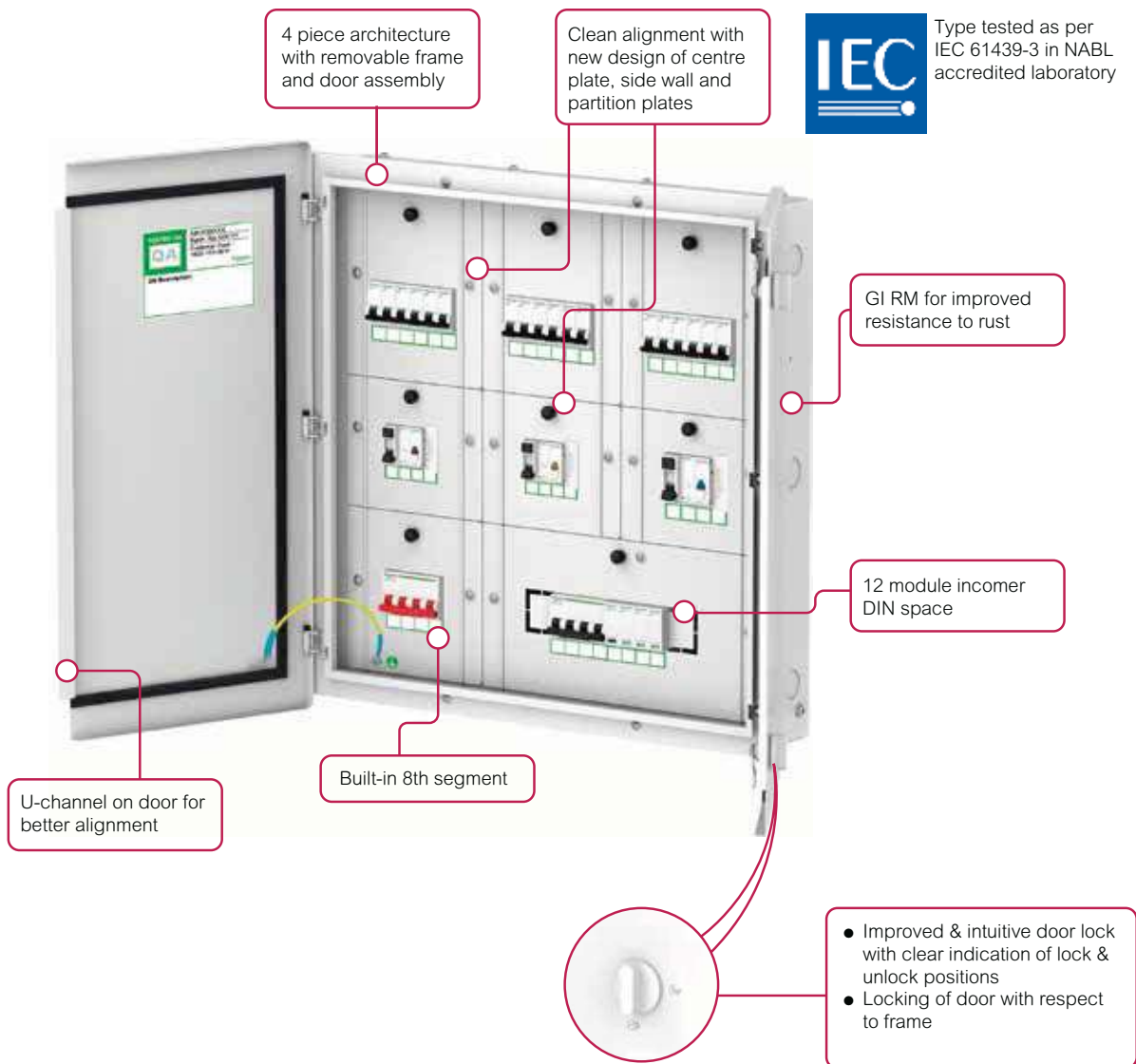
NORMAL STOCK ITEMS

W.E.F. April 01st, 2026

Acti 9

Distribution Boards

New Phase Segregated DBs



Key highlights

- 1 New compact design
- 2 Robust architecture
- 3 Type-tested system
- 4 4 piece construction
- 5 Built-in 8th segment
- 6 Split door for all variants
- 7 Clean alignment of doors, centerplates
- 8 Improved door locking
- 9 High rust resistance with GI
- 10 Increased incomer DIN space

Per Phase Isolation DBs

- PPI DBs to mount DP Residual Current Device (RCD) at an individual phase level to isolate the faulty phase in case of earth leakage and ensure continuity of supply to other healthy phases
- Incomer - Modular (FP MCB/Isolator) MCCB100A (TP/FP Compact NSX or EasyPact CVS)
- Sub-Incomer - DP RCCB/RCBO
- Outgoing - SP MCBs

PPI TPN DB



Description	Total Module Cutout (no. of rows x No. of modules per row)	Double Door Metal (IP43)	No of Ways	Unit MRP [₹]
6 Way TPN PPI DB	8 + 2 x 3 + 4 x 3	A9HTPI06	6 Ways	11911
8 Way TPN PPI DB	8 + 2 x 3 + 6 x 3	A9HTPI08	8 Ways	13816
12 Way TPN PPI DB	8 + 2 x 3 + 10 x 3	A9HTPI12	12 Ways	19007

PPI Flexi Tier DB

Description	Total Module Cutout (no. of rows x No. of modules per row)	Double Door Metal (IP43)	No of Ways	Unit MRP [₹]
4T40M Flexi PPI DB	4 x 10	A9HFP110	10	18445
4T56M Flexi PPI DB	4 x 14	A9HFP114	14	20768

Phase Segregated DBs



- Phase Segregated DBs to provide total safety for installer and maintenance personnel, by compartmentalizing each Phase and separating Incomer, Sub-Incomer and Outgoing
- Offers better continuity of supply in case of faults during maintenance at DB level.
- Incomer - Modular (FP MCB/Isolator) / MCCB 100A (TP/FP during maintenance Compact NSX or EasyPact CVS)
- Sub-Incomer - DP RCCB/RCBO
- Outgoing - SP MCBs
- GI sheet ensures improved rust resistance
- Type-tested system conforming IEC 61439-3
- Built-in 8th segment (for modular incomer only)
- Increased incomer DIN space of 12M for 6 ways to 12 ways
- Split door for all variants
- New design ensures clean alignment of doors, centerplates
- 4 piece architecture with removable frame
- Improved, intuitive door lock design with clear indication of lock and unlock positions

Description	Total Module Cutout (Additional segment + Incomer + Sub-incomer + Outgoing)	Double Door Metal (IP43) Reference	Unit MRP [₹]
4 way	4 + 8 + (3*4) + (3*4)	A9HPSG04	17964
6 way	4 + 12 + (3*4) + (3*6)	A9HPSG06	20086
8 way	4 + 12 + (3*4) + (3*8)	A9HPSG08	22428
12 way	4 + 12 + (3*4) + (3*12)	A9HPSG12	28154
12 way with MCCB I/c	0 + 100A MCCB + (3*4) + (3*12)	A9HPSG12M	37990

Note:

For all above Reference MOQ = 1
Please contact Customer Care Center for Stockable and Non stockable status of references.
Please contact Customer Care Center for Stockable and Non stockable status of references.

NORMAL STOCK ITEMS

W.E.F. April 01st, 2026

VTPN DBs for Modular Incomer



- Ideal solution to distribute power supply to both 3 Phase and 1 Phase loads in the same DB
- Incomer - FP RCCB / RCBO / Isolator / MCB
- Outgoing - SP MCBs / TP MCBs
- 65% more Incomer Wiring Space.
- New Compact Fishbone with better Thermal Performance
- Short Circuit Withstand – 17 kA for 250mS (100 A)/ 25 kA (250 A) for 500mS
- Secure Connections with Fixed Spreader links
- IP 2X protection at Incomer with new shrouds
- Type tested as per IEC 61439 – 3 in NABL accredited Lab
- Knockout size for Incomer increased to 50mm (to accommodate Aluminium Cable)

Description	Total Module Cutout (Incomer + Outgoing)	Double Door Metal (IP43) Reference	No of Ways	Unit MRP [₹]
Acti9 VTPN DB 4 Ways Modular i-c 63A	12 + 12	A9HVM04	4 Ways	17480
Acti9 VTPN DB 8 Ways Modular i-c 63A	12 + 24	A9HVM08	8 Ways	22244
Acti9 VTPN DB 12 Ways Modular i-c 63A	12 + 36	A9HVM12	12 Ways	29758

VTPN DBs for MCCB Incomer



- DBs for higher incoming current distribution up to 250A
- Incomer - TP/FP Compact NSX or EasyPact CVS MCCB up to 250A
- Outgoing - SP MCBs / TP MCBs
- 65% more Incomer Wiring Space.
- New Compact Fishbone with better Thermal Performance
- Short Circuit Withstand – 17 kA for 250mS (100 A)/ 25 kA (250 A) for 500mS
- Secure Connections with Fixed Spreader links
- IP 2X protection at Incomer with new shrouds
- Type tested as per IEC 61439 – 3 in NABL accredited Lab
- Knockout size for Incomer increased to 50mm (to accommodate Aluminium Cable)

Description	Total Module Cutout (Incomer + Outgoing)	Double Door Metal (IP43) Reference	No of Ways	Unit MRP [₹]
Acti9 VTPN DB 4 Ways MCCB i-c 100A	100 A MCCB + 12	A9HVN04L	4 Ways	19141
Acti9 VTPN DB 4 Ways MCCB i-c 160A	160 A MCCB + 12	A9HVN04M	4 Ways	21074
Acti9 VTPN DB 8 Ways MCCB i-c 100A	100 A MCCB + 24	A9HVN08L	8 Ways	24260
Acti9 VTPN DB 8 Ways MCCB i-c 160A	160 A MCCB + 24	A9HVN08M	8 Ways	26252
Acti9 VTPN DB 8 Ways MCCB i-c 250A	250 A MCCB + 24	A9HVN08H	8 Ways	33655
Acti9 VTPN DB 12 Ways MCCB i-c 100A	100 A MCCB + 36	A9HVN12L	12 Ways	32250
Acti9 VTPN DB 12 Ways MCCB i-c 160A	160 A MCCB + 36	A9HVN12M	12 Ways	35034
Acti9 VTPN DB 12 Ways MCCB i-c 250A	250 A MCCB + 36	A9HVN12H	12 Ways	39811

Mivan Compatible DB

SPN DBs

Description	Total Module Cutout (Incomer + Outgoing)	Double Door Metal (IP43) Reference	No of Ways	Unit MRP [₹]
Acti9 DB 6 way SPN DD 1.6mm	2 + 4	A9HSND06Z	6 Ways	On Request
Acti9 DB 8 way SPN DD 1.6mm	2 + 6	A9HSND08Z	8 Ways	On Request
Acti9 DB 12 way SPN DD 1.6mm	2 + 10	A9HSND12Z	12 Ways	On Request
Acti9 DB 18 way SPN DD 1.6mm	2 + 16	A9HSND18Z	18 Ways	On Request

TPN DBs

Description	Total Module Cutout (Incomer + Outgoing)	Double Door Metal (IP43) Reference	No of Ways	Unit MRP [₹]
Acti9 DB 4 way TPN DD 1.6mm	8 + 4 x 3	A9HTND04Z	4 Ways	On Request
Acti9 DB 6 way TPN DD 1.6mm	8 + 6 x 3	A9HTND06Z	6 Ways	On Request
Acti9 DB 8 way TPN DD 1.6mm	8 + 8 x 3	A9HTND08Z	8 Ways	On Request
Acti9 DB 12 way TPN DD 1.6mm	8 + 12 x 3	A9HTND12Z	12 Ways	On Request

Please contact Customer Care Center for Stockable and Non stockable status of references.

NORMAL STOCK ITEMS

W.E.F. April 01st, 2026

Phase Segregated DBs (Mivan Compatible)

Description	Total Module Cutout (Additional segment + Incomer + Sub-incomer + Outgoing)	Double Door Metal (IP43) Reference	No of Ways	Unit MRP [₹]
Acti9 DB 4 way PSG DD 1.6mm	4 + 8 + (3*4) + (3*4)	A9HPSG04Z	4 ways	On Request
Acti9 DB 6 way PSG DD 1.6mm	4 + 12 + (3*4) + (3*6)	A9HPSG06Z	6 ways	On Request
Acti9 DB 8 way PSG DD 1.6mm	4 + 12 + (3*4) + (3*8)	A9HPSG08Z	8 ways	On Request
Acti9 DB 12 way PSG DD 1.6mm	4 + 12 + (3*4) + (3*12)	A9HPSG12Z	12 ways	On Request

Flexi Tier DBs (Mivan Compatible)

Description	Total Module Cutout (no. of rows x No. of modules per row)	Double Door Metal (IP43) Reference	No of Modules Per Row	Unit MRP [₹]
4 Tier 40 Modules	4 x 10	A9HFD440Z	10	On Request
4 Tier 56 Modules	4 x 14	A9HFD456Z	14	On Request

TV TEL DB

Description	Double Door Metal (IP30) Reference	Unit MRP [₹]
Acti9 DB TVTEL BOX 1mm IP30	A9HTVTEL	On Request
Acti9 DB TVTEL & ONT BOX 1.2MM IP30	A9HOTVTEL	On Request

Note: For all above Reference MOQ = 1

Metal Clad P&S Units



- Plug & Socket Unit with Electra Plug & Socket and provision to mount modular protection devices to feed the end load directly

Description	Total Module Cutout	Single Door (IP30) Reference	Unit MRP [₹]
10A 1P+N+E P&S	2	A9HMS210	3137
20A 1P+N+E P&S	2	A9HMS220	3357
30A 3P+E P&S	3	A9HMS330	7349

Please contact Customer Care Center for Stockable and Non stockable status of references.

NORMAL STOCK ITEMS

W.E.F. April 01st, 2026

Industrial P&S Units (provision to mount PratiKa Sockets)



- Plug & Socket Unit with provision to mount PratiKa straight / angled* socket and modular protection devices to feed the end load directly

Description	Total Module Cutout	Single Door (IP30) Reference	Unit MRP [₹]
16A 3P PK P&S	2	A9HKS316	2901
32A 3P PK P&S	2	A9HKS332	4791
32A 5P PK P&S	4	A9HKS532	5674
63A 5P PK P&S	4	A9HKS563	11458

Locks for Acti 9 DBs

Key Lock*



Lock & Unlock symbol
on door for easy &
intuitive operation

Description	Reference	Unit MRP [₹]
New Rotary Lock**	A9HRL901	934
New Key Lock**	A9HRL902	870

Note: **Use New Rotary lock reference A9HRL901 for:
Acti9 DBs manufactured September 2020 onwards
Acti9 DBs with lock & unlock symbol on door.

Accessories for Distribution Boards

Wire Way Box for Double Door IP43 DBs

Description	Reference	Unit MRP [₹]
Wire way box for A9HSND06	A9HSND06WB	2309
Wire way box for A9HSND08	A9HSND08WB	2791
Wire way box for A9HSND12	A9HSND12WB	3112
Wire way box for A9HSND18	A9HSND18WB	4444
Wire way BOX FOR A9HTND04E	A9HTND04EWB	3207
Wire way box for A9HTND04	A9HTND04WB	3546
Wire way box for A9HTND06	A9HTND06WB	3760
Wire way box for A9HTND08	A9HTND08WB	4444
Wire way box for A9HTND12	A9HTND12WB	5191
Wire way BOX FOR A9HFD224	A9HFD224WB	3306
Wire way BOX FOR A9HFD336	A9HFD336WB	3273
Wire way BOX FOR A9HFD440	A9HFD440WB	3164
Wire way BOX FOR A9HFD456	A9HFD456WB	3546
WWB Acti9 PSG DB 8 Seg 4 Ways MCB i/c	A9HPSG04WWB	4574
WWB Acti9 PSG DB 8 Seg 6 Ways MCB i/c	A9HPSG06WWB	5352
WWB Acti9 PSG DB 8 Seg 8 Ways MCB i/c	A9HPSG08WWB	5988
WWB Acti9 PSG DB 8 Seg 12 Ways MCB i/c	A9HPSG12WWB	7761
WWB Acti9 PSG DB 7 Seg 12 Ways MCCB i/c	A9HPSG12MWWB	8289
WWB for Std VTPN DB MCB i/c	A9HVMXXWB	3364
WWB for Std VTPN DB MCCB i/c	A9HVNXXWB	3581

Busbars & Accessories

Description	Reference	Unit MRP [₹]
Busbars		
Fork Busbar 1P 12MOD. 63A	R9XFH112	1348
Fork Busbar 1P 57MOD. 63A	R9XFH157	3000
Fork Busbar 2P 12MOD. 63A	R9XFH212	1553
Fork Busbar 2P 57MOD. 63A	R9XFH257	5753
Fork Busbar 3P 12MOD. 63A	R9XFH312	3506
Fork Busbar 3P 57MOD. 63A	R9XFH357	12548
Fork Busbar 4P 12MOD. 63A	R9XFH412	3233
Fork Busbar 4P 57MOD. 63A	R9XFH457	13504
Busbar Accessories		
Set of 10 End Caps 1P	R9XE110	*
Set of 10 End Caps 2P	R9XE210	*
Set of 10 End Caps 3P	R9XE310	*
Set of 10 End Caps 4P	R9XE410	*
Set of 20 Tooth Caps	R9XT20	*
Blanking Plate	13229B	66

Note: Blanking Plate MOQ = 10, All other MOQ = 1

Customized Distribution Boards to Suit Your Need - Available on Request*

- TV/Telephone DBs
- Pre-Wired DBs
- 8 Segment DBs
- Acrylic Door DBs
- IP54 DBs
- DBs with Phase Indication Lamps

*upto 32A socket only

*Please contact nearest Schneider Electric Sales Office or Customer Care Center for coordination chart

Please contact Customer Care Center for Stockable and Non stockable status of references.

NORMAL STOCK ITEMS

W.E.F. April 01st, 2026

Timers & Time Switches

Analog Time Switches



- 24H, 7D Programmable switch Voltage Rating: 230V AC +10%, -15%
- Memory: Upto 56 Switching Operations
- Back up of program: Operating reserve for 100, 200 Hours
- Overall dimensions: 5 modules
- Minimum time between two switching operations: 15, 30 min
- Accuracy: $\leq \pm 1$ s/day at +20°C

Description	Module Width 18mm/module	Reference	Unit MRP [₹]
IH 24H 16 A 15 mts interval 1 channel	1	15336	6845
IH 24H 16 A 30 mts interval 1 channel	1	CCT15365	7466
IH 7 day 16 A 1 channel- Max 21 On and 21 Off cycles	3	CCT15367	10688
IH 24H 16 A 30 mts 1 channel without reserve	3	CCT16364	6064

Digital Time Switches



- 7D, 24H Programmable switch .Voltage Rating: 230V AC +10%, -15%
- Consumption: 1 channel - max. 4VA; 2 channels - max. 7VA
- Memory: Upto 56 Switching Operations
- Back up of program & time by lithium battery: Operating reserve: 6 Years
- Overall dimensions: 5 modules
- Cable length: 100m
- Minimum time between two switching operations: 1 min

Description	Module Width 18mm/module	Reference	Unit MRP [₹]
IHP 1C w (24h/7d) programmable time switch	2.5	CCT15441	14712
IHP+ 1C (24h/7d) SMARTw programmable time switch	2.5	CCT15551	18149
IHP 2C w (24h/7d) programmable time switch	2.5	CCT15443	18978
IHP DCF (24h/7d) SMART programmable time switch	2.5	CCT15858	29875
IHP+ 2C (24h/7d) SMARTw programmable time switch	2.5	CCT15553	20996

Timers



- Switching capacity 16 A, max
- Delay range from 30 sec to 20 min
- Capacity for lighted pushbutton 150 mA
- Electric distribution busbar compatibility
- Output power capacity CCT15232-2300W
- Output power capacity CCT15223-3600W

Description	Module Width 18mm/module	Reference	Unit MRP [₹]
MINs - electronic timer - 0.5 to 20 min	1	CCT15232	8311
MINs - electronic timer - 0.5 to 20 min with switch Off Warning	1	CCT15233	10671
MINs - electronic timer - 0.5 to 20 min with switch Off Warning and Impulse relay function	1	CCT15234	10031

Please contact Customer Care Center for Stockable and Non stockable status of references.

NORMAL STOCK ITEMS

W.E.F. April 01st, 2026

Timers & Time Switches

Twilight switch



- Includes wall mounted cell
- Adjustable brightness threshold 2 to 2000 Lux
- 2 LEDs to signal the sensor status and the output status
- Test button: To check the product and load cabling
- Switching capacity: 16Amp
- Screwless Terminals compatible with rigid and flexible wires
- Consumption 6 VA
- Size 45mm

Description	Module Width 18mm/module	Reference	Unit MRP ₹
IC2000 outdoor (2 - 2000 lux) twilight switch	1	CCT15369	17527
Analogue indoor light sensor cell	-	CCT15262	8649
Wall mounted Analogue outdoor light sensor cell	-	CCT15263	13406
IC100 (2 - 100 lux) twilight switch	1	CCT15482	14744
IC2000 indoor (2 - 2000 lux) twilight switch	1	CCT15285	13140
IC2000p+ (2 - 2000 lux) programmable twilight switch	2.5	CCT15483	30455
IC100kp+ 1C (1 - 99000 lux) SMART programmable twilight switch	2.5	CCT15494	36834
IC100kp+ 2C (1 - 99000 lux) SMART programmable twilight switch	2.5	CCT15495	45346
IC Astro 2C SMART programmable twilight switch	2.5	CCT15245	31834
IC Astro 1C SMART programmable twilight switch	2.5	CCT15225	26787

Time switch accessories

Description	Module Width 18mm/module	Reference	Unit MRP ₹
Programming kit for IHP / IC	1	CCT15860	14012

Thermostat

Description	Module Width 18mm/module	Reference	Unit MRP ₹
THP1+ 1C (24h/7d) programmable thermostat	2.5	CCT15834	31874

Please contact Customer Care Center for Stockable and Non stockable status of references.

NORMAL STOCK ITEMS

W.E.F. April 01st, 2026

Kaedra enclosures for PratiKa industrial sockets are part of a complete system of Watertight enclosures from 16A to 125A providing solutions for protection, control and electrical distribution for tertiary and industrial applications



- Degree of protection - IP65
- Impact strength - IK09
- Resistant to chemical and atmospheric agents, UVs etc.
- Self extinguishing class 2 insulating material
- Flame and abnormal heat resistance: 650°C
- Reversible front face for opening of door to left/right
- Combining of enclosures horizontally/vertically while still maintaining IP
- DIN channel can be positioned in 2 depths & 2 heights for cabling purpose

Mini Enclosures for modular devices



Description	Reference	Unit MRP [₹]
4 module	13441 <input checked="" type="checkbox"/>	4984
6 module	13442	5672
8 module	13443	6679
12 module	13444	10732

Enclosures for modular devices (with terminal blocks)



Description	Reference	Unit MRP [₹]
1 row 12 module	13431	11844
1 row 18 module	13432	15610
2 row 24 module	13433	17727
2 row 36 module	13434	22441
3 row 36 module	13435	23400
4 row 72 module	13437	44661

Mini Enclosure (suitable to mount modular devices and PratiKa 16A socket)



Description	Reference	Unit MRP [₹]
4 module 1 vertical opening	13175 <input checked="" type="checkbox"/>	2378
4 module 2 horizontal opening	13176	2933
4 module 3 horizontal opening	13177	3692

Note: For all above Reference MOQ = 1

Please contact Customer Care Center for Stockable and Non stockable status of references.

NORMAL STOCK ITEMS

W.E.F. April 01st, 2026

Enclosure (suitable to mount modular devices and PratiKa 16A / 32A sockets)



Description	Reference	Unit MRP [₹]
5 module 2 opening	13178 <input checked="" type="checkbox"/>	5722
8 module 4 horizontal opening	13179	7811
13 module 3 opening	13180	10321
13 module 6 opening	13181	11346
19 module 8 opening	13182	14622

Functional Plaques



Description	Reference	Unit MRP [₹]
Blank - marked for 1 socket 50x50	13135	740
Blank - marked for 1 socket 65x65 or 75x75	13137	740
Intermediate with 65x85 opening	13136	902
Intermediate with one opening for 65x85 & 90x100	13142	1497

Note: For all above Reference MOQ = 1

Please contact Customer Care Center for Stockable and Non stockable status of references.

NORMAL STOCK ITEMS

W.E.F. April 01st, 2026

Wander Plugs



PKE16M423



PKE16M723



81383

- Conforms to IEC 60309-1 & IEC 60309-2
- PK PratiKa Screw Connect: same orientation of clamp's screws
- External impact strength: IK08
- Glow wire test: 850°C

[In] Rated Current (A)	[Ue] Rated Operational Voltage (V)	Poles Description	Reference	Unit MRP [₹]
PratiKa Screw				
IP44				
16	200...250	2P + E	PKE16M423 <input checked="" type="checkbox"/>	725
		2P + E	PKX16M423 <input type="checkbox"/>	1480
	380...415	3P + E	PKE16M434 <input checked="" type="checkbox"/>	927
		3P + N + E	PKE16M435 <input checked="" type="checkbox"/>	966
32	200...250	2P + E	PKE32M423 <input checked="" type="checkbox"/>	1141
	380...415	3P + E	PKE32M434 <input checked="" type="checkbox"/>	1338
		3P + N + E	PKE32M435 <input checked="" type="checkbox"/>	1306
IP67				
16	200...250	2P + E	PKE16M723 <input checked="" type="checkbox"/>	1585
	380...415	2P + E	PKX16M723 <input type="checkbox"/>	2355
		3P + E	PKE16M734 <input checked="" type="checkbox"/>	1807
32	380...415	3P + N + E	PKE16M735 <input checked="" type="checkbox"/>	1931
		200...250	2P + E	PKE32M723 <input checked="" type="checkbox"/>
	380...415	3P + E	PKE32M734 <input checked="" type="checkbox"/>	2442
		3P + N + E	PKE32M735 <input checked="" type="checkbox"/>	2437
PK (63A & 125A available in IP67 only)				
63	200...250	2P + E	81378	6418
	380...415	3P + E	81382 <input checked="" type="checkbox"/>	6117
		3P + N + E	81383 <input checked="" type="checkbox"/>	6069
125	380...415	3P + E	81394	18715
		3P + N + E	81395	18715

Note: * Fast Connection

Small Wall Mounted Sockets



PKF16W423



PKF16W723



PKF32W735

- Conforms to IEC 60309-1 & IEC 60309-2
- External impact strength: IK08
- Glow wire test: 850°C

[In] Rated Current (A)	[Ue] Rated Operational Voltage (V)	Poles Description	Reference	Unit MRP [₹]
IP44				
16	200...250	2P + E	PKF16W423	1282
	380...415	3P + E	PKF16W434	1487
		3P + N + E	PKF16W435	1624
32	200...250	2P + E	PKF32W423	1676
	380...415	3P + E	PKF32W434	2011
		3P + N + E	PKF32W435	2124
IP67				
16	200...250	2P + E	PKF16W723	2036
	380...415	3P + E	PKF16W734	2558
		3P + N + E	PKF16W735	2645
32	200...250	2P + E	PKF32W723	2549
	380...415	3P + E	PKF32W734	3721
		3P + N + E	PKF32W735	4936

Note: For all above Reference MOQ = 1

*Bold references are MTO reference.

Please contact Customer Care Center for Stockable and Non stockable status of references.

NORMAL STOCK ITEMS

W.E.F. April 01st, 2026

Wall Mounted Sockets



81178



81183

- Conforms to IEC 60309-1 & IEC 60309-2
- Rated operational voltage upto 415V
- Rated operational current upto 125A
- External impact strength: IK08
- Glow wire test: 850°C
- Available only in IP67

[In] Rated Current (A)	[Ue] Rated Operational Voltage (V)	Poles Description	Reference	Unit MRP [₹]
63	200...250	2P + E	81178	7905
		3P + E	81182 ●	8709
	380...415	3P + N + E	81183	8254
125	380...415	3P + E	81194	28512
		3P + N + E	81195	28651

Wander Sockets



PKF16M423



81483



PKF32M735

- PK PratiKa Screw Connect: same orientation of clamp's screws.
- PK PratiKa: 16A & 32A; IP44 & IP67
- External impact strength: IK08
- Glow wire test: 850 °C
- Conforms to IEC 60309-1 & IEC 60309-2

[In] Rated Current (A)	[Ue] Rated Operational Voltage (V)	Poles Description	Reference	Unit MRP [₹]
PratiKa Screw				
IP44				
16	200...250	2P + E	PKF16M423 ✓	1014
		2P + E	PKY16M423	1117
	380...415	3P + E	PKF16M434	1170
		3P + N + E	PKF16M435	1277
32	200...250	2P + E	PKF32M423 ✓	1394
		3P + E	PKF32M434	1693
	380...415	3P + N + E	PKF32M435 ✓	1703
IP67				
16	200...250	2P + E	PKF16M723	1878
		2P + E	PKY16M723 ●	2284
	380...415	3P + E	PKF16M734	2355
		3P + N + E	PKF16M735	2460
32	380...415	2P + E	PKF32M723	2582
		3P + E	PKF32M734	2857
	3P + N + E	PKF32M735	2884	
PK (63A & 125A available in IP67 only)				
63	200...250	2P + E	81478	6990
		3P + E	81482	7051
	380...415	3P + N + E	81483	7097
125	380...415	3P + E	81494	22066
		3P + N + E	81495	22498

Also Available on Request:

- Patented FAST connect Plugs & Sockets - innovative cabling system that enables connection without stripping the conductor and with absolutely no screws required
- Extra Low Voltage Plugs & Sockets down to 50V

Please contact nearest Schneider Electric Sales Office or Customer Care for Reference and Prices

Note: For all above Reference MOQ = 1

*Bold references are MTO reference.

Please contact Customer Care Center for Stockable and Non stockable status of references.

✓ NORMAL STOCK ITEMS

W.E.F. April 01st, 2026

Panel Mounted Sockets - Angled



- PK PratiKa Screw Connect: same orientation of clamp's screws
- External impact strength: IK08
- Glow wire test: 850°C
- Conforms to IEC 60309-1 & IEC309-2

[In] Rated Current (A)	[Ue] Rated Operational Voltage (V)	Poles Description	Reference	Unit MRP [₹]
PratiKa Screw				
IP44				
16	200...250	2P + E	PKF16F423 <input checked="" type="checkbox"/>	831
		2P + E	PKY16F423 ●	846
	380...415	3P + E	PKF16F434	1170
		3P + N + E	PKF16F435 <input checked="" type="checkbox"/>	1248
32	200...250	2P + E	PKF32F423 <input checked="" type="checkbox"/>	1380
	380...415	3P + E	PKF32F434	1618
		3P + N + E	PKF32F435	1595
IP67				
16	200...250	2P + E	PKF16F723 <input checked="" type="checkbox"/>	1464
		2P + E	PKY16F723 ●	1790
	380...415	3P + E	PKF16F734	1683
32	200...250	3P + N + E	PKF16F735 <input checked="" type="checkbox"/>	1703
		2P + E	PKF32F723	1924
	380...415	3P + E	PKF32F734	2248
		3P + N + E	PKF32F735	2263
PK (63A & 125A available in IP67 only)				
63	200...250	2P + E	81278	6311
		3P + E	81282 <input checked="" type="checkbox"/>	6322
	380...415	3P + N + E	81283 <input checked="" type="checkbox"/>	6385
125	380...415	3P + E	81294	21292
		3P + N + E	81295	21191

Panel Mounted Sockets - Straight



- PK PratiKa Screw Connect: same orientation of clamp's screws
- External impact strength: IK08
- Glow wire test: 850°C
- Conforms to IEC 60309-1 & IEC309-2

[In] Rated Current (A)	[Ue] Rated Operational Voltage (V)	Poles Description	Reference	Unit MRP [₹]
PratiKa Screw				
IP44				
16	200...250	2P + E	PKF16G423	889
		2P + E	PKY16G423	1317
	380...415	3P + E	PKF16G434	1549
		3P + N + E	PKF16G435	1338
32	200...250	2P + E	PKF32G423	1410
	380...415	3P + E	PKF32G434	1624
		3P + N + E	PKF32G435	1760
IP67				
16	200...250	2P + E	PKF16G723	1487
		2P + E	PKY16G723 ●	1676
	380...415	3P + E	PKF16G734	2046
32	200...250	3P + N + E	PKF16G735	1703
		2P + E	PKF32G723	1897
	380...415	3P + E	PKF32G734	2134
		3P + N + E	PKF32G735	2214
PK (63A & 125A available in IP67 only)				
63	380...415	3P + E	81682	6384
		3P + N + E	81683	6384
		3P + N + E	81695	21395

*Fast Connection

Note: For all above Reference MOQ = 1

Please contact Customer Care Center for Stockable and Non stockable status of references.

NORMAL STOCK ITEMS

W.E.F. April 01st, 2026

Sockets with Interlock Switches - for guaranteed safety of operation

- Allows closure of main switch only when the plug is fully inserted in socket - when complete mechanical & electrical connection has occurred
- Plug removal is possible only when the switch is in "off" position

Wall Mounted Sockets with Interlock Switch Unika (w/o protection)



- Switch designed for use in AC 22A class applications
- Conforms to IEC 60309-1 & IEC 60309-2
- Rated operational voltage upto 415V
- Rated operational current upto 32A
- External impact strength: IK08
- Available in IP44 / IP65 versions
- Glow wire test: 750°C

[In] Rated Current (A)	[Ue] Rated Operational Voltage (V)	Poles Description	Reference	Unit MRP [₹]
IP44				
16	200...250	2P + E	83031	10668
	380...415	3P + N + E	83036	15057
32	200...250	2P + E	83042 <input checked="" type="checkbox"/>	13717
	380...415	3P + E	83046	22417
		3P + N + E	83047	16164
IP65				
16	200...250	2P + E	83081	11037
	380...415	3P + E	83085	15200
		3P + N + E	83086	15509
32	200...250	2P + E	83092	14465
	380...415	3P + N + E	83097	17368

Socket with Interlock Switch & DIN Rail Isoblock (4.5 modules)



- Switch designed for use in AC- 22A class applications
- Conforms to IEC 60309-1 & IEC 60309-2
- Provision to DIN mount 4.5 module device
- External impact strength: IK10
- Available in IP65 version
- Glow wire test: 850°C

[In] Rated Current (A)	[Ue] Rated Operational Voltage (V)	Poles Description	Reference	Unit MRP [₹]
16	200...250	2P + E	82754 <input checked="" type="checkbox"/>	13099
	380...415	3P + N + E	82759	20223
32	200...250	2P + E	83791 <input checked="" type="checkbox"/>	15509
	380...415	3P + E	83795	22516
		3P + N + E	83796	18476

Socket with Interlock Switch & DIN Rail Isoblock (6 modules)



- Switch designed for use in AC-22A class applications
- Conforms to IEC 60309-1 & IEC 60309-2
- Provision to DIN mount 6 module device
- External impact strength: IK10
- Available in IP65 version
- Glow wire test: 850°C

[In] Rated Current (A)	[Ue] Rated Operational Voltage (V)	Poles Description	Reference	Unit MRP [₹]
32	200...250	2P + E	82766	20655
63	380...415	3P + E	82782	27832
		3P + N + E	82783	27654

Please contact Customer Care Center for Stockable and Non stockable status of references.

NORMAL STOCK ITEMS

W.E.F. April 01st, 2026

ELECTRA Metal Clad Plugs & Sockets are specially designed incorporating the latest safety, quality and user friendly features.

Construction

- The casting is made from non-corroding die-cast aluminum alloy combining exceptional compactness with high strength
- The design/construction eliminates the possibility of mismatch in fitting of plugs in corresponding sockets
- The floating contacts in the sockets are self aligning and facilitates smooth plugging in without undue pressure (These can be easily removed for wiring)
- A provision for pilot pin facilitates mechanical interlocking in case of 63A ratings

Human Safety

Specially designed shroud to avoid accidental finger contact with plug-pins while inserting/removing the plug
Similarly, the contact tubes in sockets are deeply recessed to avoid human contact

- The earthing pins ensure that earth connection is made first and broken last, being longer than conducting pins
- The visible earth terminals facilitate easy checking of earth connection
- The cable grip to the plug is made very strong by providing a compression gland and by protecting it at the point of entry by a strong rubber guard

Applications

Industrial, Commercial & Domestic portable equipments like Hand/Power Tools, Industrial Ovens, Welding Sets, Mobile Generators, Furnaces, Ships, Office Machines, Refrigerators, Coolers, Air-Conditioners, Overhead Cranes, Chilling Cabinets, Tile Polishers and Sewing Machines

Plug



Rating (A)	Poles Description	Voltage (V)	MOQ	Reference	Unit MRP [₹]
10	2P	250	30	AP10 <input checked="" type="checkbox"/>	338
20	2P	250	30	AP20 <input checked="" type="checkbox"/>	356
20	3P	440	30	BP20 <input checked="" type="checkbox"/>	474
30	3P	440	20	BP30 <input checked="" type="checkbox"/>	862
63	3P+N+E	440	4	CP63 <input checked="" type="checkbox"/>	3899

Socket



Rating (A)	Poles Description	Voltage (V)	MOQ	Reference	Unit MRP [₹]
10	2P	250	30	AS10 <input checked="" type="checkbox"/>	356
20	2P	250	30	AS20 <input checked="" type="checkbox"/>	380
20	3P	440	30	BS20 <input checked="" type="checkbox"/>	532
30	3P	440	20	BS30 <input checked="" type="checkbox"/>	913
63	3P+N+E	440	4	CS63 <input checked="" type="checkbox"/>	4368

*Bold references are MTO reference.

Please contact Customer Care Center for Stockable and Non stockable status of references.

Complete range of switches & sockets suitable for both indoor & outdoor applications like Kitchens, Swimming Pools, Landscape Gardens, Exterior Walls and Other Environmentally Challenged Locations.



56SW116LE-GY



56SW216LE-GY



56SW332LE-GY

Description	IP Rating	Reference	Unit MRP [₹]
Surface Switches			
Single Pole Switches Less Enclosure			
1 Pole 250V 10A	IP66	56SW110LE-GY	4798
1 Pole 250V 16A	IP66	56SW116LE-GY	4452
1 Pole 250V 20A	IP66	56SW120LE-GY	6741
1 Pole 250V 32A	IP66	56SW132LE-GY	8039
Double Pole Switches Less Enclosure			
2 Pole 500V 16A	IP66	56SW216LE-GY	7766
2 Pole 500V 20A	IP66	56SW220LE-GY	7766
2 Pole 500V 32A	IP66	56SW232LE-GY	10306
2 Pole 500V 50A	IP66	56SW250LE-GY	12036
Triple Pole Switches Less Enclosure			
3 Pole 500V 10A	IP66	56SW310LE-GY	7183
3 Pole 500V 16A	IP66	56SW316LE-GY	7493
3 Pole 500V 20A	IP66	56SW320LE-GY	7888
3 Pole 500V 32A	IP66	56SW332LE-GY	9111
3 Pole 500V 50A	IP66	56SW350LE-GY	10612
3 Pole 500V 63A	IP66	56SW363LE-GY	12318
Four Pole Switches Less Enclosure			
4 Pole 500V 20A	IP66	56SW420LE-GY	11450



66CV563-RG



66P563-EO

Description	IP Rating	Reference	Unit MRP [₹]
IP66 Industrial Combination Switch Sockets with Enclosure			
Single Pole Switches Less Enclosure			
500V, 63A with 4 pole switch and 63A 5 Pin Socket	IP66	66CV563-RG	139606
Plug Top 5 Pin 500V 63A	IP66	66P563-EO	41903

*Bold references are MTO reference.

Please contact Customer Care Center for Stockable and Non stockable status of references.

NORMAL STOCK ITEMS

W.E.F. April 01st, 2026



56SO316RP-LE-GY-EX



56SO432LE-GY



56SO532LE-GY

Description	IP Rating	Reference	Unit MRP [₹]
Surface Socket Outlets			
3 Pin Sockets Less Enclosure			
3 Pin 250V 16A Indian Standard	IP66	56SO316RP-LE-GY-EX	4482
3 Pin 250V 20A Round Pin	IP66	56SO320LE-GY	6505
3 Pin 250V 32A Round Pin	IP66	56SO332LE-GY	7246
4 Pin Sockets Less Enclosure			
4 Pin 500V 20A Round Pin	IP66	56SO420LE-GY	9718
4 Pin 500V 32A Round Pin	IP66	56SO432LE-GY	11619
4 Pin 500V 50A Round Pin	IP66	56SO450LE-GY	17878
5 Pin Sockets Less Enclosure			
5 Pin 500V 10A Round Pin	IP66	56SO510LE-GY	10500
5 Pin 500V 20A Round Pin	IP66	56SO520LE-GY	10401
5 Pin 500V 32A Round Pin	IP66	56SO532LE-GY	12351
5 Pin 500V 40A Round Pin	IP66	56SO540LE-GY	17992
5 Pin 500V 50A Round Pin	IP66	56SO550LE-GY	18471

*Alternate reference 56SO440-GY (coming soon)



56PA420-EO



56PA532-EO



56CVI520-GY

Description	IP Rating	Reference	Unit MRP [₹]
Plugs			
3 Pin Angle Plugs			
3 pin 250V 16A Round Pin	IP66	56PA316RP-GY-EX	3371
3 Pin 250V 20A Round Pin	IP66	56PA320-EO	6741
3 Pin 250V 32A Round Pin	IP66	56PA332-EO	7788
4 Pin Angle Plugs			
4 Pin 500V 20A Round Pin	IP66	56PA420-EO	8294
4 Pin 500V 32A Round Pin	IP66	56PA432-EO	8634
4 Pin 500V 40A Round Pin	IP66	56PA440-EO	14360
4 Pin 500V 50A Round Pin	IP66	56PA450-EO	10245
5 Pin Angle Plugs			
5 Pin 500V 10A Round Pin	IP66	56PA510-EO	8152
5 Pin 500V 20A Round Pin	IP66	56PA520-EO	8152
5 Pin 500V 32A Round Pin	IP66	56PA532-EO	9329
5 Pin 500V 40A Round Pin	IP66	56PA540-EO	9961
5 Pin 500V 50A Round Pin	IP66	56PA550-EO	10198
Combination Switch Socket Outlet			
IP66 Interlocked Switch Socket with Enclosure			
4 Pin 500V 20A Round Pin	IP66	56CVI420-GY	35635
5 Pin 500V 20A Round Pin	IP66	56CVI520-GY	32239
5 Pin 500V 32A Round Pin	IP66	56CVI532-GY	32533

*Bold references are MTO reference.

Please contact Customer Care Center for Stockable and Non stockable status of references.

NORMAL STOCK ITEMS

W.E.F. April 01st, 2026

56 Series

Description	Module Width	Reference	Unit MRP [₹]
Switchgear Cover Assembly			
For 1,2,3 Pole MCB with 4 Pole RCD (max. 4M Width)	4	56CB4N-GY	7388



56FA2-GY



56E2-GY



56E1-GY

Description	No. of Gangs	Reference	Unit MRP [₹]
Flush Surrounds			
Flush Surround	2	56FA2-GY	3640
Flush Surround	3	56FA3-GY	5731
Mounting Enclosures (Back Boxes)			
101X101X63mm	1	56E1-GY	1568
198X101X63mm	2	56E2-GY	4023

*Bold references are MTO reference.

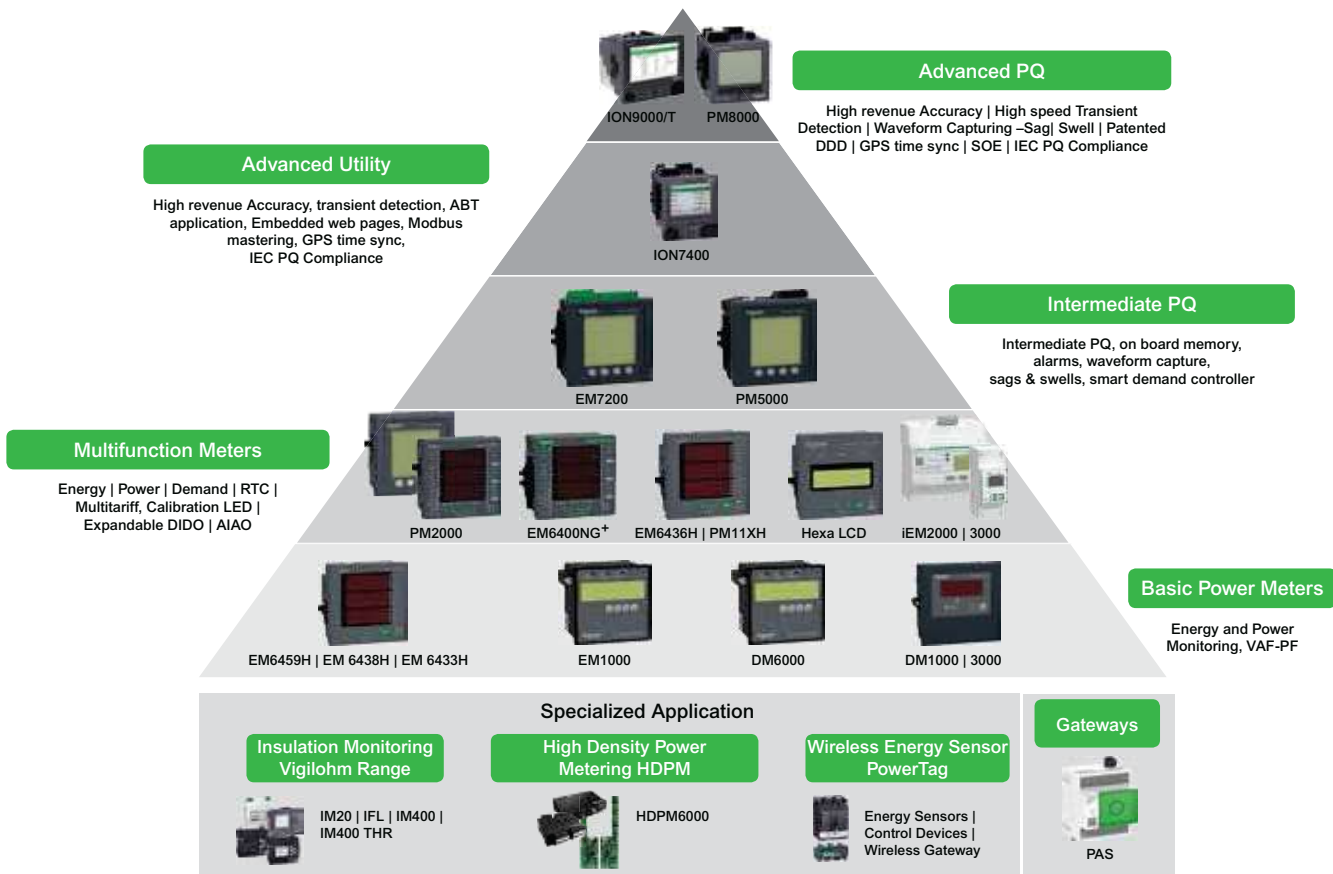
Please contact Customer Care Center for Stockable and Non stockable status of references.

NORMAL STOCK ITEMS

W.E.F. April 01st, 2026



Discover Our Power Monitoring Solutions



Please contact Customer Care Center for Stockable and Non stockable status of references.

NORMAL STOCK ITEMS

W.E.F. April 01st, 2026



Reliable insulation monitoring for critical hospital environments

PowerLogic™ Vigilohm for hospitals

Ensuring uninterrupted power in medical facilities is critical for patient safety, especially in operating theatres and ICUs where equipment is connected to the patient's body. The IEC60364-7-710 standard mandates the use of IT earthing systems in these environments to minimize downtime and maintain continuous power. With over 50 years of experience, Schneider Electric offers insulation monitoring solutions that meet these standards and are easy to implement.

PowerLogic™ Vigilohm is purpose-built for hospital settings, enhancing electrical reliability and supporting maintenance teams. Its insulation monitoring devices (IMDs) provide real-time insights into insulation resistance, transformer performance, and fault locations—locally or remotely. Scalable from a single room to a full healthcare campus, Vigilohm equips staff with the critical data needed to respond quickly, ensure compliance, and protect patient care.

In IT earthing systems, the first fault does not interrupt power. Vigilohm enables fault detection and resolution before it escalates.

Benefits

- **Install with ease** - no wiring required between monitoring and fault location devices
- **Enhance patient safety** with continuous monitoring of insulation resistance and transformer health
- **Accelerate fault response** by instantly identifying faulty feeders via fault locators
- **Ensure full IEC compliance** for healthcare environments
- **Reduce maintenance time and cost** by proper scheduling through remote supervision and preventive alarming
- **Simplify deployment** with intuitive interfaces, Modbus communication, and flexible installation
- **Support critical care uptime** with robust, hospital-proven devices trusted worldwide

1. Tailored Offers for Specific Applications and Segments



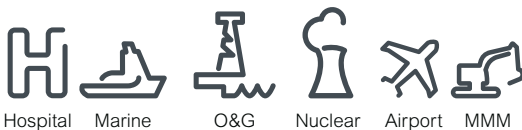
- > HDPM variants
- > Split or solid core CTs
- > 24 / 36 / 42 / 48 / 72 / 84 channels configuration

1.1 HDPM

*Price On Request

The PowerLogic™ HDPM6000 - New standard for Power Quality Meters as both a standalone three-phase PQM and the foundation for an entire suite of devices: HDPM6000R, HDPM6000S, and HDPM6000B

- > Provides power quality metrics down to the branch circuit allowing users to effectively monitor circuit loads, manage power consumption, allocate energy costs and maximize uptime across their facilities.
- > Makes energy and power quality data immediately actionable and relevant to operational and sustainability goals.
- > Modular platform approach provides scalability and minimizes integration costs, start up time and operational expenses.
- > Asset management
 - Identify increased harmonics in the rack servers to detect a potential disruption
 - Total Harmonics Distortion
 - Waveform capture
- > Display and web page visualization
 - Optional touchscreen display accesses meter data
 - User-friendly web interface allows configuration of branch circuits and commissioning of meter system
- > Data logging and software monitoring
 - Data logging and on-board memory storage
 - EcoStruxure™ PME and Power Operation integration
- > Busway solution
 - Modular, distributed architecture meets data center requirements in an all-in-one solution



Hospital Marine O&G Nuclear Airport MMM

1.2 Insulation Monitoring Devices

*Price On Request

Required as part of an IT earthing system, an Insulation Monitoring Device (IMD) detects the initial fault so you can make repairs before a second fault occurs, which could trigger protective devices and halt operations.

- > Can be used in 3 levels of insulation monitoring.
 - Level 1 : fault detection and signalling, manual fault location (all IMDs)
 - Level 2 : automatic fault location
 - Level 3 : feeder measurement + communication
- > Simple operation and installation.
- > Synchronicity with modern, communicating ungrounded electrical distribution networks.
- > Compliance with international standards - IEC 60364-4-41, IEC 61010-1, IEC 61557-8, IEC 61557-9.
- > Seamless integration into complete solutions.
- > Exclusive measurement of leakage capacitance.
- > Increased property life by enabling preventive and corrective maintenance operations.
- > Stores time-stamped alarms.
- > Insulation fault remote indicator (audible & visual).
- > Electrical fault (transformer overload or circuit breaker tripping) remote indicator (audible & visual).

Please contact Customer Care Center for Stockable and Non stockable status of references.

NORMAL STOCK ITEMS

W.E.F. April 01st, 2026



Advanced metering for the new electric world

PowerLogic™ PM8000, ION9000 and ION9000T



Distributed generation, renewable energy, electric vehicles and power electronics are transforming today's electrical grid, challenging organizations that rely on power availability for business continuity. Along with these pressures, energy trading transactions are complex with growing concerns in areas such as data accuracy and cybersecurity.

In the new electric world, systems that are efficient, secure, sustainable and resilient create business advantage. With advanced power meters from Schneider Electric – the world's leading power quality and revenue meters – you can keep pace with innovation and help ensure future opportunities for adaptation and growth.

True reliability

Meeting the latest and most stringent international standards compliance for revenue billing and power quality monitoring, and confirmed by third-party lab certificates, PowerLogic advanced meters provide accurate, reliable and cybersecure information.

- 0.1S or 0.2S accuracy: third-party certified in full compliance to IEC 62052-11, IEC62053-22 and ANSI C12.20 2015
- Certified PQI devices with full compliance to IEC61000-4-30, IEC62586-1, IEC62586-2
- One device for both revenue billing and power quality monitoring
- Cybersecurity with secure protocol support (HTTPS, SFTP, SSH terminal); user-based access control, restricted use of unnecessary functions, audit logging, digital signature, secure password storage
- Anti-tampering features, hardware lock



Advanced PowerLogic meters are ready to connect to any SCADA, monitoring, control or billing software system.



Accurate and reliable



Onboard power quality analysis



Modular architecture

2. High Accuracy, Specialized Solutions - for MV/LV Distribution



2.1 PowerLogic™ ION9000T

*Price On Request

The PowerLogic™ ION9000T is your 24/7 power quality expert, providing information, not just data.

- > High-Speed Transient Capture (HSTC) of voltage events 100 nano seconds or longer in duration and up to 10,000 V in magnitude with high speed and disturbance waveform captures, as well as prevent statistics on each transient.
- > Modular, flexible, patented ION™ programmable technology.
- > Industry leading Class 0.1S accuracy IEC 62052-11 ed.2, ANSI C12.20 Class 0.1 (active energy).
- > Patented Disturbance Direction Detection - The meter shall be able to provide a level of confidence that a voltage disturbance occurred upstream or downstream of the meter.
- > Onboard PQ Analysis – Complying with IEC61000-4-30 class A, IEC62586-1 / IEC62586-2, and verified by third-party lab certifications.
- > Onboard pass/fail PQ characterization and assessment according to EN50160 and IEEE519.
- > Cybersecurity event logging, Syslog protocol, HTTPS, SFTP and full control of each communication port.
- > The meter support time synchronisation methods that include Precision Time Protocol, IRIG-B, GPS (RS485), NTP and software command.

2.2 PowerLogic™ ION9000

*Price On Request

ION9000 makes your power network safer, more reliable, efficient, and compliant.



- > Transient detection and capture: events 20 microseconds or longer in duration on any voltage channel with alarm, event log, and waveform capture.
- > 2 GB of standard non-volatile memory.
- > Fully compliant with IEC 61000-4-30 class A ed3 Power Quality standard according to IEC 62586-1 / -2.
- > Provides onboard power quality compliance monitoring according to EN50160 and IEEE519.
- > Can record voltage and current waveforms at 1024 samples per cycle
- > The meter is revenue class compliant to class 0.1S according to ANSI and IEC for both 5A and 1A nominal inputs.
- > Provides a graphical flexible programming capability to allow it to be adapted to nearly any application.
- > Can serve as a Modbus Master in a communication network, either through reading and logging data from other Modbus devices, or serving as a Modbus serial to Ethernet gateway.
- > Provides a level of confidence that a voltage disturbance occurred upstream or downstream of the meter.
- > Provides two color display options; one that is 96mm x 96mm with pushbutton controls and one that is 192mm x 192mm with touchscreen controls.

2. High Accuracy, Specialized Solutions - for MV/LV Distribution



Now
available in
Class A

2.3 PowerLogic™ ION7400

*Price On Request

Providing high accuracy and a wide range of features for transmission and distribution metering, the versatile PowerLogic™ ION7400 series advanced utility meter has the flexibility to change along with your needs.

- > Meets stringent IEC and ANSI measurement accuracy standards including ANSI C12.20 accuracy class 0.2, current class 2 and 10, and IEC 62053-22 Class 0.2S and is fully compliant with IEC 61557-12 PMD.
- > The meter is certified by a third-party laboratory to the power quality standards IEC 61000-4-30, Edition 3 Class 'A' and IEC 62586-2 Edition 2. The meter's low pass anti-aliasing signal filters shall meet the requirements of IEC 61000-4-7.
- > Has sampling rate of 512 Samples/cycle.
- > Has a high-visibility color graphical display that is user programmable to display up to 6 parameters per screen.
- > Provides multi-port Ethernet and serial communications with at least two Ethernet ports and one RS485 serial port.
- > Industrial communication protocols supported by the meter includes Modbus, DNP3, and IEC 61850. The meter provides enhanced cybersecurity features not limited to HTTPS in accordance with TLS 1.2.
- > Has the ability to determine the location of a voltage disturbance by identifying the direction of the disturbance relative to the meter.



Now
available in
Class A

2.4 PowerLogic™ PM8000 Series

*Price On Request


The PowerLogic™ PM8000 series meters are compact, cost-effective multifunction power meters that will help you ensure reliability and efficiency of your power-critical facility.

- > Meets stringent IEC and ANSI measurement accuracy standards including ANSI C12.20 accuracy class 0.2, current class 2 and 10, and IEC 62053-22 Class 0.2S and be fully compliant with IEC 61557-12 PMD.
- > Certified by a third-party laboratory to the power quality standards IEC 61000-4-30, Edition 3 Class 'A' and IEC 62586-2 Edition 2. The meter's low pass anti-aliasing signal filters shall meet the requirements of IEC 61000-4-7.
- > *Feature available in Class A
- > Has a high-visibility color graphical display that is user programmable to display up to 6 parameters per screen.
- > Has the ability to determine the location of a voltage disturbance by identifying the direction of the disturbance relative to the meter. The disturbance direction shall be captured in the device's event log, along with a timestamp and confidence level indicating level of certainty.
- > Meter's on-board web server provides access to real-time values, power quality information, and basic meter configuration.
- > Provides set-point driven alarming capability.
- > Captures voltage and current channels for sub-cycle disturbances, as well as multi-cycle sags, swells and outages in quick succession, without dead time between recordings.

Please contact Customer Care Center for Stockable and Non stockable status of references.

NORMAL STOCK ITEMS

W.E.F. April 01st, 2026



The new benchmark in competitive, precision metering

PowerLogic™ PM55/56/5700 Series

The highly capable PowerLogic™ PM5500, PM5600, and PM5700 power meters combine multiple features that are not typically found in basic range power meters: power quality capabilities, residual current monitoring, and MID conformance. This combination of features merge with industry-leading measurement accuracy to match the requirements of energy cost management applications in buildings and industry. Compliant with stringent international metering standards, these meters remove any uncertainty in billing for energy consumption and ensure a high level of performance that non-compliant devices cannot match.

Allocate energy costs, perform tenant sub-billing, pinpoint energy savings, optimize equipment efficiency and utilization, and perform a basic assessment of the power quality in your electrical network.

Residual Current Monitoring

- Proactively identify residual current to maximize electrical distribution uptime, reduce risk of faults, and improve safety

Power Quality Monitoring

- Identify power quality events to avoid downtime, prevent equipment damage

LVDC Control Power Option (24V DC)

- Continuously monitor system and log data, even during an outage or voltage instability, in addition to significant installation and material cost savings DNP3.0 Protocol
- Seamless tie-in to new or existing utility and heavy industrial applications without the need for additional gateways or protocol converters

Analog Inputs

- Monitor electrical and non-electrical parameters (e.g. temperature, flow rate, pressure etc.)

3. High Accuracy, Compact, Power Meters - for HV/MV/LV Distribution



3.1 PowerLogic™ PM5000

The PowerLogic™ PM5000 series power meters are the new benchmark in affordable, precision metering.

- > Easy to install and operate.
- > Easy for circuit breaker monitoring and control with two Relay outputs (PM5330, PM5340.)
- > Identify power quality events to avoid downtime, prevent equipment damage.
- > Load management combined with alarm and timestamping
- > High performance and accuracy - Provides Class 0.2S accuracy per IEC 62053-22 standard.
- > Residual Current Monitoring in PM5660 and PM5760
- > Voltage sag and swell detection with waveform capture in PM5650 and PM5760.
- > Individual Harmonics up-to 63rd (PM5560), 31st (PM53xx) & 15th (PM51xx) THD, TDD.
- > Onboard BACnet/IP, EtherNet/IP, and DNP3.0 protocol support
- > Demand prediction based on sliding, fixed and rolling block, thermal methods.
- > Data logging upto 16 parameters.
- > WAGES Monitoring.
- > Allocate energy costs, perform tenant sub-billing, pinpoint energy savings, optimize equipment efficiency and utilization and perform a basic assessment of the power quality in your electrical network.

Product	Description	Reference	Unit MRP [₹]
PM5760	CI 0.2S, 63rd Harmonic, 1.1 MB, 2DI/2DO, RS-485, Ethernet, WaveForm Capture and Sag/Swell, RCM	METSEPM5760	147679
PM5660	CI 0.2S, 63rd Harmonic, 1.1 MB, 2DI/2DO, RS-485, Ethernet, RCM	METSEPM5660	123275
PM5650	CI 0.2S, 63rd Harmonic, 1.1 MB, 4DI/2DO, RS-485, Ethernet, WaveForm Capture and Sag/Swell	METSEPM5650	129221
PM5580	CI 0.2S, 63rd Harmonic, 1.1 MB, 4DI/2DO, RS-485, Ethernet	METSEPM5580	97075
PM5570	CI 0.2S, 63rd Harmonic, 1.1 MB, 2DI/2AI/2DO, RS-485, Ethernet	METSEPM5570	94985
PM5560	CI 0.2S, 63rd Harmonic, 1.1 MB, 4DI/2-DO, RS-485, Ethernet	30003008D	94210
PM5340	CI 0.5S, 31st Harmonic, 256 kB, 2DI/2DO/2-Relay, Ethernet	30003007D	55105
PM5320	CI 0.5S, 31st Harmonic, 256 kB, 2DI/2DO, Ethernet	30003005D	51361

Please contact Customer Care Center for Stockable and Non stockable status of references.

NORMAL STOCK ITEMS

W.E.F. April 01st, 2026

3. High Accuracy, Compact, Power Meters - for HV/MV/LV Distribution



3.2 Smart Demand Controller - EM7200

EasyLogic™ EM7230 / EM7280 / EM7290 is a smart demand controller for optimizing maximum demand charges in LV or MV circuits.

- > Accuracy Class 0.2, 0.5S and Class 1.0 as per IEC 62053 21/22.
- > True RMS measurement 64 samples per cycle.
- > Power quality analysis: THD % measurements and Individual harmonics up to 31st order for voltage and current, per-phase.
- > Demand management: Simultaneous display of peak, present, predicted & rising demands of all the four demand parameters (W, VA, VAR, Amps) configurable for 1 to 30 minutes interval with prediction and spare load.
- > Multi-tariff energy - 4 multi tariff registers, can be activated through RTC.
- > On board 3 Form C mechanical relays for Demand control and management.
- > PF Lock features for advanced Revenue metering.
- > On board Modbus RTU RS-485 communication port.
- > Billing: Tenant billing/utility meter cross check (where local regulations are not applicable).
- > 4 Highs' & 4 Lows' for Instantaneous and Demand parameters with Date & Time stamp.

Product	Description	Reference	Unit MRP [₹]
EM 7290	Demand Controller CI0.2 ⁽⁺¹⁾ , RS-485	30002975	77194
EM 7280	Demand Controller CI0.5S, RS-485	30002198	60218
EM 7230	Demand Controller CI1.0, RS-485	30002055	55585

Please contact Customer Care Center for Stockable and Non stockable status of references.

NORMAL STOCK ITEMS

W.E.F. April 01st, 2026

3. High Accuracy, Specialized Solutions- for MV/LV Distribution



3.3 EasyLogic™ PM2000 Series

Offering all the measurement capabilities required to monitor and electrical installation in a single 96 x 96 mm unit, with LED or LCD display options.

- > Energy Standard - Class 0.5S /1.0 as per IEC 62053-22 / 21.
- > Easy to install: Mounts using two clips, no tools are required.
- > Easy to operate: Intuitive navigation with self guided menus and test LED at the front panel used for test and calibration of the meter on site or laboratory.
- > Power quality analysis: Offers THD measurements and Individual harmonics up to 15th order in PM2x20 variants and up to 31st in PM2x30 variants.
- > Load management: Simultaneous display of peak, present, predicted & rising demands of all the four demand parameters.
- > Billing: Tenant billing/utility meter cross check.
- > Password: Field configurable password for securing set up information and prevent tampering of integrated values.
- > Cyber security: Option for disabling RS-485 port through front panel keys against unauthorized access. It helps during installation and trouble shooting of communication network.
- > 12am snap shot: The values from summary page will be stored as snap shot and refreshed by next day 12am.
- > Rate counters: 2 configurable counters display values in custom specified units based on energy recorded (e.g., kgCO2 carbon emission or energy cost).

Product	Description	Reference	Unit MRP [₹]
PM2230	Cl 0.5S, LCD display, 31st Harmonics, RS-485, 12 AM Snapshot, kgCO2 counters	METSEPM2230D	40550
PM2220	Cl 1.0, LCD display, 15th Harmonics, RS-485, 12 AM Snapshot, kgCO2 counters	METSEPM2220D	37305
PM2130	Cl 0.5S, LED display, 31st Harmonics ⁽⁺¹⁾ , RS-485	METSEPM2130D	38839
PM2K2DIDO ⁽⁺²⁾	Module with 2-Digital input and Relay outputs for PM2x30 meter	METSEPM2KDGTLIO22D	4197
PM2K1AIAO ⁽⁺²⁾	Module with 1 each Analog input and output for PM2x30 meter	METSEPM2KANLGIO11D	4977
PM2K2AIAO ⁽⁺²⁾	Module with 2-Analog inputs and outputs for PM2x30 meter	METSEPM2KANLGIO22D	6063
PM2K2DI2RO ⁽⁺²⁾	Module with 2-Digital input and Relay outputs for PM2x30 meter	METSEPM2K2DI2ROD	5898

⁽⁺¹⁾Through communication only

⁽⁺²⁾Any one IO module can be used at a time with PM2130 or PM2230 meter. The control power range with IO module shall be 72 to 304 V AC L-N or 90 to 304 V DC.

Please contact Customer Care Center for Stockable and Non stockable status of references.

NORMAL STOCK ITEMS

W.E.F. April 01st, 2026



Envisioning **Atmanirbhar Bharat**
by creating world-class products in
India, for India and the world



EasyLogic™ Series and PowerLogic™ Series

4. India's Most Sold Multifunction Meters



Green Premium Eco-Mark

4.1 EasyLogic™ EM6400NG+

EM6400NG+, is an enhanced version of EM6400NG and legacy EM6400 meter series with innovative features to meet the needs of energy efficient India.

- > Energy standards: Active energy Class 0.5S/ Class 0.2 as per IEC 62053-22, Active energy Class 1.0 as per IEC 62053-21. Reactive energy Class 1 as per IEC 62053-24.
- > LED display: Intuitive navigation with self-guided, three buttons, LEDs of height ~14.2 mm (0.55 in), and three lines of concurrent values.
- > Compliant to IEC 61557-12: PMD/[SD]SS]/K55/1 for Class 1 and PMD}SD]SS]/K55/0.5 for Class 0.5S and Class 0.2 (for firmware version 1.3.0 and higher).
- > Power quality analysis: The EM6400NG+ offers THD % measurements and Individual harmonics up to 15th order for voltage and current parameters, per-phase basis.
- > Load management: Peak demands of all the four demand parameters (W, VA, VAR, Amps) with date and time stamp.
- > Communication – Pulse output, RS485.
- > Cybersecurity: Option for disabling RS-485 port through front panel keys against unauthorized access. This feature can also be used for toggling between the RTU devices in case of limited availability of nodes in software system.
- > Suppression current: To disregard induced or negligible current flowing in the circuit, minimum value of current detection can be settable from 5 to 99 mA, default is 5 mA.
- > Green premium: EOL, REACH, PEP, RoHS compliance.

Product	Description	Reference	Unit MRP [₹]
EM6400NG+	Cl 0.2, LED display, THD, 15th Harmonics, RS-485	METSEEM6400NGRSL2	37555
EM6400NG+	Cl 0.5S, LED display, THD, 15th Harmonics, RS-485	METSEEM6400NGRSL5	26100
EM6400NG+	Cl 1.0, LED display, THD, 15th Harmonics, RS-485	METSEEM6400NGRSL1	20901
EM6400NG+	Cl 0.5S, LED display, THD, 15th Harmonics, POP	METSEEM6400NGPOL5	18137
EM6400NG+	Cl 1.0, LED display, THD, 15th Harmonics, POP	METSEEM6400NGPOL1	16156

* Conzerv is now EasyLogic™

Please contact Customer Care Center for Stockable and Non stockable status of references.

NORMAL STOCK ITEMS

W.E.F. April 01st, 2026



Introducing new range of **Hexa Series**

EasyLogic™ PM11XXH Series

- Energy Import and Export
- Conformal coating
- Digital Input Relay Output
- Accuracy Class : Class 1.0 & Class 0.5S for Active Energy



EasyLogic™ Series

5. India's Most Trusted, Reliable and Accurate Load Managers



5.1 Hexa Series EM64XXH and PM1130H Meters

Ideal replacement for multiple analog meters for stand-alone metering in custom panels, switch boards, switch-gear, genset panels, motor control centres, power factor improvement panels, and OEM panel board.

- > Energy standards: Active energy Class 0.5 as per IEC 62053-22, Active energy Class 1.0 as per IEC 62053-21. Reactive energy Class 1 as per IEC 62053-23.
- > Favourite page: The device enables user with the option to select parameters to be set in favourite page on in EM6436H.
- > Power and energy: measurement, display and recording of any one power and corresponding energy parameters simultaneously in EM6433H, EM6436H and EM6438H - W/Wh or VA/ VAh or VAR/ VARh.
- > Compliant to IEC 61557-12: PMD/[SD|SS]/K70/1 for Class 1 and PMD/[SD|SS]/K70/0.5 for Class 0.5S.
- > Analog load bar in LED display type: The colour-coded analog load bar at the front side indicates the percentage of load through 12 LED's with the option to select full scale based on connected load.
- > Protective cover: Tamper-proof terminal screws do not detach from housing.
- > Password: Field configurable password for securing set up information and prevents tampering of integrated values.
- > Cyber security: Option for disabling RS-485 port through front panel keys against unauthorized access.

Product	Description	Reference	Unit MRP [₹]
PM1130H	CI 0.5, LED display, Demand, THD, RS-485, 1 Relay, Dual Source P&E	METSEPM1130HCL05RD	23109
EM6438H	CI 0.5, LED display, RS-485, Dual Source P&E	METSEEM6438HCL05RS	11351
EM6438H	CI 1.0, LED display, RS-485, Dual Source P&E	METSEEM6438HCL10RS	10537
EM6436H	CI 0.5, LED display, RS-485, MFM	METSEEM6436HCL05RS	14867
EM6436H	CI 1.0, LED display, RS-485, MFM	METSEEM6436HCL10RS	12841
EM6436H	CI 1.0, LED display, No Communication, MFM	METSEEM6436HCL10NC	10724
EM6433H	CI 0.5, LED display, RS-485, A + P & E	METSEEM6433HCL05RS	10526
EM6433H	CI 1.0, LED display, RS-485, A + P & E	METSEEM6433HCL10RS	9915
EM6459H	CI 0.5, LED display, RS-485, VAF + PF	METSEEM6459HCL05RS	11182
EM6459H	CI 1.0, LED display, RS-485, VAF + PF	METSEEM6459HCL10RS	10492
EM6459H	CI 1.0, LED display, No Communication, VAF + PF	METSEEM6459HCL10NC	8195

Please contact Customer Care Center for Stockable and Non stockable status of references.

NORMAL STOCK ITEMS

W.E.F. April 01st, 2026

5. India's Most Trusted, Reliable and Accurate Load Managers



5.2 Hexa Series LCD Range

Offering all the measurement capabilities required to monitor the electrical installation in 132 * 32 pixels LCD display.

- > Energy standards: Active energy Class 0.5 as per IEC 62053-22, Active energy Class 1.0 as per IEC 62053-21. Reactive energy Class 2 as per IEC 62053-23.
- > LCD display: Elegant single row, bright back lit graphical LCD display 132 * 32 pixels, Fast in-line view, three parameters name and value at one glance.
- > Power and energy: measurement, display and recording of three power and corresponding energy parameters simultaneously in PM1225H - W/Wh, VA/ VAh and VAR/ VARh.
- > Communication : RS-485 serial channel connection Industry standard Modbus RTU protocol.
- > IP degree of protection: IP 51 front side, IP 30-meter body, tested as per IEC 60529 - upgrade to IP65 front side with Optional accessory kit METSEIP65OP96X96FF.
- > Password: Field configurable password for securing set up information and prevents tampering of integrated values.
- > Smart line indicators in LCD display meter: Helps check the presence of input supply voltage (healthy phase).
- > Suppression current: To disregard the measurement of induced and panel auxiliary load current in the circuit (settable from 5 to 99 mA).

Product	Description	Reference	Unit MRP [₹]
PM1230H	CI 0.5, LCD display, Demand, THD, RS-485, Dual Source P&E	METSEPM1230HCL5	21311
PM1225H	CI 0.5, LCD display, Restricted MFM, RS-485	METSEPM1225HCL5	29585
PM1225H	CI 1.0, LCD display, Restricted MFM, RS-485	METSEPM1225HCL1	23350
EM1220H	CI 0.5, LCD display, Load Manager, RS-485	METSEEM1220HCL5	15715
EM1220H	CI 1.0, LCD display, Load Manager, RS-485	METSEEM1220HCL1	13691

Please contact Customer Care Center for Stockable and Non stockable status of references.

NORMAL STOCK ITEMS

W.E.F. April 01st, 2026

5. India's Most Trusted, Reliable and Accurate Multifunction Meters



5.3 Hexa Series PM112XH Series

Assured quality that you can trust to meet your needs throughout its lifecycle.

- > Energy standards: Active energy Class 0.5 as per IEC 62053-22, Active energy Class 1.0 as per IEC 62053-21. Reactive energy Class 2 as per IEC 62053-23.
- > LED display: Intuitive navigation with self-guided, four buttons, 8 segment alphanumeric LEDs of height ~14.2 mm (0.55 in), and three lines of concurrent values with Kilo & Mega value indicators.
- > Power and energy: measurement, display and recording of three power and corresponding energy parameters simultaneously in PM1125H - W/Wh, VA/ VAh and VAR/ VARh.
- > Communication: RS-485 serial channel connection Industry standard Modbus RTU protocol.
- > PM1120H, measurement and display of any one power parameter at a time - configurable through set-up/ communication. Energy measurement depends on type of power parameter selected during set up (W/Wh or VA/VAh or VAR/VARh).
- > Delivered & Received or Forward & Reverse or Import & Export energy (4 quadrant) - Accumulated or Integrated active (Real - Wh), reactive (VARh), apparent (VAh). 2 quadrant energy measurement in PM1120H.
- > Suppression current: To disregard the measurement of induced and panel auxiliary load current in the circuit (settable from 5 to 99 mA).

Product	Description	Reference	Unit MRP [₹]
PM1120H ⁽⁺¹⁾	Cl 1.0, LED display, Demand, THD, RS-485, P & E	METSEPM1120HCL10RD	20353
PM1125H	Cl 0.5, LED display, Demand, THD, RS-485, MFM	METSEPM1125HCL05RD	27969
PM1125H	Cl 1.0, LED display, Demand, THD, RS-485, MFM	METSEPM1125HCL10RD	22364

⁽⁺¹⁾Measurement and display of any one power parameter at a time (W/Wh or VA/VAh or VAR/VARh).



5.4 Hexa Series PM11XXH Series

The EasyLogic™ PM1000H Series basic power and energy meters with the option of Conformal Coating and DIRO

- > Digital Input Relay Output (DIRO): Ensures compatibility and functionality with DIRO systems.
- > Conformal Coating: Provides protection against environmental factors, enhancing durability.
- > Energy Import and Export: Measures both energy consumption and generation for comprehensive energy management.
- > Sampling Rate: Offers detailed measurement accuracy by sampling 32 times within each cycle.
- > Harmonics: Includes analysis of up to the 15th harmonic for comprehensive power quality assessment.
- > Accuracy Classes:
 - Class 1.0 for active energy as per the test limits given in IEC 62053-21 and IEC 61557-12
 - Class 0.5S for active energy as per the test limits given in IEC 62053-22 and IEC 61557-12
 - Class 2.0 for reactive energy as per the test limits given in IEC 62053-23 and IEC 61557-12

Product	Description	Reference	Unit MRP [₹]
PM1110	PM1110H Power meter Class 0.5 RS485	METSEPM1110HCL05	13513
PM1110	PM1110H Power meter Class 1.0 RS485	METSEPM1110HCL1	12869
PM1125 CC	PM1125HC Power meter Class 0.5 RS485	METSEPM1125HCCL05	17026
PM1125 CC	PM1125HC Power meter Class 1.0 RS485	METSEPM1125HCCL1	16216
PM1140	PM1140H Power meter Class 1.0 RS485	METSEPM1140HCL1	18162
PM1140	PM1140H Power meter Class 0.5 RS485	METSEPM1140HCL5	19070

Please contact Customer Care Center for Stockable and Non stockable status of references.

NORMAL STOCK ITEMS

W.E.F. April 01st, 2026

Stay on top of it
with **PowerTag**



Give your business a competitive edge with PowerTag wireless energy sensors

With PowerTag Energy, you can add innovation to any project with one simple action. Even in panels where space is at a premium, you can easily tag circuit breakers up to 630 A to help your customers reduce costs and improve efficiency. As a connected product, PowerTag Energy is a key part of ExoStruxure Power – Schneider Electric's IoT-enabled, open and interoperable architecture. And a small-but-impressive solution your customers will appreciate.



se.com/powertag

* Secure it: As part of the Acti 9 communication system, PowerTag monitors loads and identifies load imbalances and overload levels before a trip occurs. PowerTag also alerts you to voltage losses, so you save time recovering your installation in the event of load downtime. An email alert means you can take preventive action thus avoiding potential downtime. © 2020 Schneider Electric. All Rights Reserved. Life Is On Schneider Electric is a trademark and the property of Schneider Electric SE, its subsidiaries and affiliated companies. 998-20959054_GMA_630A_image63A_PanelBuilder_print.ad.indd

6. PowerTag - World's Smallest Energy Sensor



6.1 PowerTag for MCB

Monitor Your Energy

- > Real time U, V, I, P, PF.
- > Active energy metering (Class 1 EN 61557-12) partial and total.
- > Load balance overview for 3P.

Improve your Maintenance

- > Pre Alarm on overload.
- > Specific "alarms" for U, I, P.
- > Alarm on feeder voltage loss.

Product	Description	Reference	Unit MRP [₹]
PowerTag	PowerTag Energy M63 1P+W	A9MEM1520	12055
PowerTag	PowerTag Energy M63 1P+N Top	A9MEM1521	12055
PowerTag	PowerTag Energy M63 1P+N Bottom	A9MEM1522	12055
PowerTag	PowerTag Energy M63 3P	A9MEM1540	24333
PowerTag	PowerTag Energy M63 3P+N Top	A9MEM1541	24333
PowerTag	PowerTag Energy M63 3P+N Bottom	A9MEM1542	24333
PowerTag	PowerTag Energy F63 1P+N	A9MEM1560	13244
PowerTag	PowerTag Energy F63 3P+N	A9MEM1570	26520
PowerTag	PowerTag Energy F63 - 3P	A9MEM1573	25258
PowerTag	PowerTag Energy Sensor 160A -F160 - 3P/3P+N	A9MEM1580	32616
PowerTag	PowerTag Energy Sensor Rope 200A - R200 - 3P/3P+N	A9MEM1590	61111
PowerTag	PowerTag Energy Sensor Rope 600A - R600 - 3P/3P+N	A9MEM1591	63853
PowerTag	PowerTag Energy Sensor Rope 800A - R1000 - 3P/3P+N	A9MEM1592	68255
PowerTag	PowerTag Energy Sensor Rope 2000A - R2000 - 3P/3P+N	A9MEM1593	71558



6.2 PowerTag for MCCB

- > Can also be installed in existing panels, designed to enhance the monitoring of your electrical assets.
- > Simplifies the connectivity of individual breakers to a Building Management System (BMS) along with ease of installation.
- > Visualize in real-time on your Smartphone or PC.

Product	Description	Reference	Unit MRP [₹]
PowerTag	ENERGY SENSOR POWERTAG NSX - M250 3P	LV434020	40597
PowerTag	ENERGY SENSOR POWERTAG NSX - M250 3P+N	LV434021	44495
PowerTag	ENERGY SENSOR POWERTAG NSX - M630 3P	LV434022	70168
PowerTag	ENERGY SENSOR POWERTAG NSX - M630 3P+N	LV434023	76853

Please contact Customer Care Center for Stockable and Non stockable status of references.

NORMAL STOCK ITEMS

W.E.F. April 01st, 2026

6. PowerTag - World's Smallest Energy Sensor (cont.)



6.3 Smartlink

- > Compliance to IEC/EN 61131-2.
- > Protection Monitoring – Device Status and alarm notifications.
- > Load Control / Switching through Contactors and Impulse Relays.
- > Energy Monitoring through pulse meters.
- > Alarm over email and analog sensors (temperature / humidity) with Smartlink Ethernet.
- > Plug & Play – Pre fabricated cables and in built web pages.
- > Rated Voltage: 24V DC.

Product	Description	Reference	Unit MRP [₹]
Smartlink	Smartlink Modbus	A9XMSB11	57919

6.4 Communication Auxiliaries

Description	Reference	Unit MRP [₹]
Mounting Kit for Din Rail	A9XMFA04	2369
Prefabricated Cables M	A9XCAM06	8748
Locking Clips for Multiclip 80	A9XMLA02	1032
Connectors 5 Pin	A9XC2412	12050
Prefabricated Cables L	A9XCAL06	9947
Prefabricated Cables S	A9XCAS06	8661
SEMI - Prefabricated Cables U	A9XCAU06	5979

Please contact Customer Care Center for Stockable and Non stockable status of references.

NORMAL STOCK ITEMS

W.E.F. April 01st, 2026



Energy metering integration made simple

Acti9 iEM2000 and iEM3000 series
Intelligent Energy Meters



se.com/in

7. DIN Rail Mount Meters - Accurate, Flexible Power Meters



7.1 PowerLogic™ PM3200 Series

Cost-attractive, feature-rich range of DIN rail mounted power meters that offers all the measurement capabilities required to monitor an electrical installation.

- > Energy standards: Active energy Class 0.5S as per IEC 62053-22, Active energy Class 1.0 as per IEC 62053-21. Reactive energy Class 2 as per IEC 62053-23 and IEC 61557-12.
- > Supported monitoring parameters include a full range of 3-phase voltage, current, power, energy, and demand measurements, power factor, frequency and total harmonic distortion.
- > Support four-quadrant metering at 32 samples per cycle.
- > Backlit dot-matrix LCD display, anti-glare and scratch resistant with a minimum of 128 x 96 pixels, capable of displaying four values in one screen simultaneously.
- > Onboard data logging to log energy data and alarms.
- > Supports up to 18 set-point driven alarms.
- > Multi-tariffs meter with up to 4 tariffs and can be controlled by internal real-time clock, digital input or communication.
- > Has Import and Export | Active and Reactive Energy Measurement.
- > Equipped with Anti-tamper security feature to ensure the integrity of the measurements.

Product	Description	Reference	Unit MRP [₹]
PM3255	Power meter + 2 DIDO	METSEPM3255	25747
PM3250	Power meter with RS-485 port	METSEPM3250	25071
PM3210	Power meter with pulse output	METSEPM3210	23463

Please contact Customer Care Center for Stockable and Non stockable status of references.

NORMAL STOCK ITEMS

W.E.F. April 01st, 2026

7. DIN Rail Mount Meters - Accurate, Flexible Power Meters



7.2 PowerLogic™ iEM2000 and iEM3000 Series

Cost-attractive, feature-rich, Acti9 energy meters are perfect for helping your customers' installations become more energy efficient.

- > Accuracy class 1.0 and 0.5S (IEC 62053-21/22:2020) for active energy metering.
- > Compliance to regulations EN50470-1/3, IEC 61557-12, IEC 62053-21/22/23: 2020, IEC 62052-31:2015, IEC 62052-11:2020.
- > Bottom-to-bottom, direct connection with ratings: 40 A (iEM2000 models), 63 A (iEM3100 models), 100 A (iEM24x5 models) and 125 A (iEM3300 models).
- > Four-quadrant metering to differentiate energy consumption.
- > Additional parameters (Voltage, Current, PF, Frequency, Power - active, reactive, apparent) to monitor network balance and overload behavior.
- > Save up to four different time slots to manage multiple tariffs (peak/off-peak, workday/weekend).
- > Use the meter as a pulse counter for another meter (WAGES monitoring).
- > kW overload alarm helps prevent utility demand charges.
- > Control tariffs via digital inputs, internal clock, or communication.
- > Antitamper sealing parts prohibit accessibility to all metering connections.
- > Well protected for normal use: IP40 on front face, IP20 inside cabinet.

Product	Description	Reference	Unit MRP [₹]
iEM2435	Power and Energy meter, CI 1, M-Bus, MID, 2 tariffs, 2 pulse outputs, 4 quadrants, LCD display	A9MEM2435	20010
iEM2455	Power and Energy meter, CI 1, RS-485, MID, 2 tariffs, 2 pulse outputs, 4 quadrants, LCD display	A9MEM2455	18528
iEM3110	Energy meter with pulse output	A9MEM3110	18199
iEM3150	Energy meter, RS-485	A9MEM3150	19880
iEM3155	Advanced multi-tariff energy meter, RS-485	A9MEM3155	21061
iEM3165	Advanced multi-tariff energy meter, BACnet MS/TP	A9MEM3165	26388
iEM3200	Basic energy meter	A9MEM3200	16362
iEM3210	Energy meter with pulse output	A9MEM3210	16375
iEM3235	Advanced multi-tariff energy meter, M-Bus	A9MEM3235	31536
iEM3250	Energy meter, RS-485	A9MEM3250	17877
iEM3255	Advanced multi-tariff energy meter, RS-485	A9MEM3255	19063
iEM3265	Advanced multi-tariff energy meter, BACnet MS/TP	A9MEM3265	27196
iEM3300	Basic energy meter	A9MEM3300	17588
iEM3310	Energy meter with pulse output	A9MEM3310	25189
iEM3350	Energy meter, RS-485	A9MEM3350	26699
iEM3355	Advanced multi-tariff energy meter, RS-485	A9MEM3355	27771
iEM3365	Advanced multi-tariff energy meter, BACnet MS/TP	A9MEM3365	31377
iEM3555	Advanced multi-tariff energy meter, RS-485	A9MEM3555	34778

Please contact Customer Care Center for Stockable and Non stockable status of references.

NORMAL STOCK ITEMS

W.E.F. April 01st, 2026



IoT for an intelligent power network

EcoStruxure™ Panel Server

EcoStruxure Panel Server is the next generation of gateway, providing a seamless connection of wired or unwired smart IoT devices to your edge control software or advisor. It is a foundational enabler for Schneider Electric EcoStruxure solutions.

Electrical safety

Panel Server is an integral part of Schneider Electric's continuous thermal monitoring application, helping reduce risk of electrical fires, increase people and assets protection. Implement the thermal monitoring of your electrical panel by connecting thermal and heat sensors to your Panel Server.

Power availability

Electrical distribution monitoring and power event analysis help avoid unplanned downtime caused by electrical failure. Panel server collects real-time data and alarms, presenting information through embedded webpages, making it available to edge control software or advisor for electrical system diagnostics. Use embedded webpages for first-level monitoring or monitor from your edge control.

Optimize energy efficiency

Improve your facility's energy efficiency and reduce energy consumption with energy usage analysis and performance tracking. Panel Server collects and shares energy data to help achieve your energy conservation initiatives. It is certified as part of an energy data management system according to ISO 50001, 50002, 50006.

Cybersecurity

Guarding your electrical assets and systems against cyberattacks is vital. Panel server is an IEC 62443 compliant device and is central to the IEC 62443-3-3 SL1 certified EcoStruxure Power system. Use Cybersecurity Admin Expert to manage user accounts, define your cybersecurity policy and retrieve security logs.



EcoStruxure Panel Server gives you access to the information you need to protect, maximize and optimize your power system.



Help keep people and assets safer



Maximize power availability



Optimize energy efficiency



Improve cybersecurity

EcoStruxure™ Panel Server

IoT for an intelligent power network

All-in-one gateway

- Separates your OT network from your IT network
- Wireless data concentrator
- Modbus RS485 to Modbus TCP
- Supports multiple Ethernet connections for serving information to edge control software and cloud applications

Simple commissioning

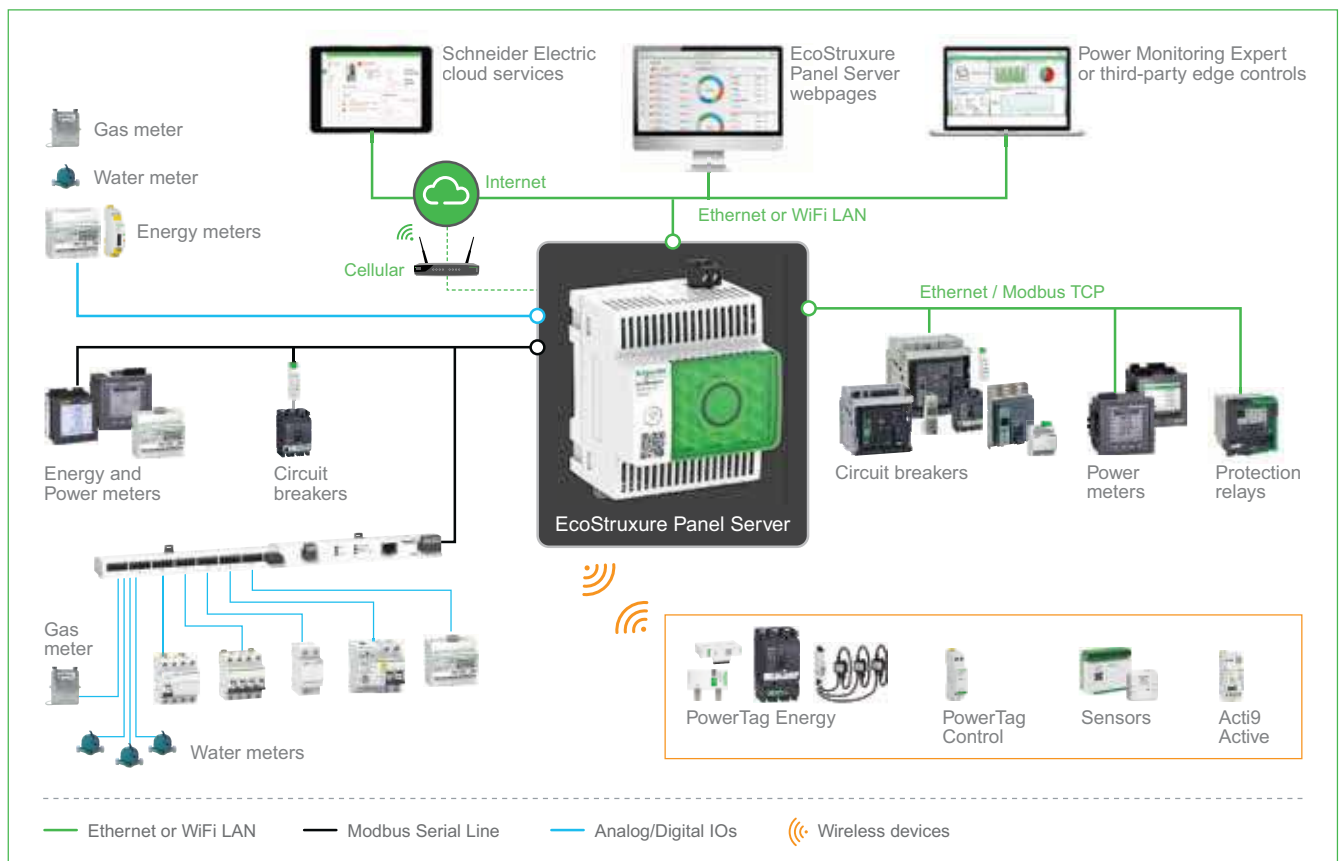
- EcoStruxure Power Commission software
- Device auto discovery
- Generation of acceptance reports to validate gateway configuration
- Commission via Bluetooth® or WiFi

Intuitive operation

- User-friendly webpages offer first-level monitoring
- Contextualized data and operational insights
- Simple alarm setup for email notification
- Standardized IEC 62974-1 compliant datalogger and energy server



Architecture overview



Please contact Customer Care Center for Stockable and Non stockable status of references.

☑ NORMAL STOCK ITEMS

W.E.F. April 01st, 2026

8. Ethernet Communication Gateways

8.1 Ethernet Communication Gateway Server / Converters

Panel Server



- > Retrieve data from wireless & Modbus devices.
- > Connect to edge control systems & cloud applications.
- > Plug & Play easy commissioning.
- > User friendly embedded webpages.
- > Cybersecurity at the core.

Product	Description	Reference	Unit MRP [₹]
Panel Server Universal	Panel Server Universal with 24V DC power supply	PAS600L	47982
	Panel Server Universal with 100-277 V AC/DC power supply	PAS600	47982
	ESX PANEL SERVER UNIV. WIRE DESIGN 24VDC	PAS600LWD	41500
Panel Server Entry	Panel Server Entry with 110-277VACDC	PAS400	29078
Panel Server Advanced	Panel Server Advanced with 110-277VACDC	PAS800	87234
	Panel Server Advanced with 24VDC	PAS800L	87234

Accessories for Power Monitoring NEW

Description	Reference	Unit MRP [₹]
IP65 protection cover for PM5XXX, PM2XXX, NG+ and Hexa	METSEIP65OP96X96FD	4466

Please contact Customer Care Center for Stockable and Non stockable status of references.

NORMAL STOCK ITEMS

W.E.F. April 01st, 2026

9. LCD Display Energy Meters & VAF+PF Meters



9.1 EM1000 / EM1200 Series

Power & Energy Meter for electrical load and energy monitoring

- > Accuracy Class 1.0, 0.5.
- > Elegant single row backlit LCD display.
- > Monitors: PF, W/VA/Var.
- > Three parameters, name and value at single glance with direct reading of primary values.
- > Smart line indicators to check the healthy phase of input voltage.
- > Pulse output / RS485 communication port with Modbus RTU protocol.

Product	Description	Reference	Unit MRP [₹]
EM1200	EM1200 CI0.5 RS	30002572	6148
EM1000	EM1000 CI0.5 POP	30002571	5278
EM1200	EM1200 CI1.0 RS	30002565	5067
EM1000	EM1000 CI1.0 POP	30002568	4175



9.2 DM 6100 Series

High durability, sleek LCD display VAF+PF meters

- > Accuracy Class 1.0, 0.5.
- > Elegant single row, backlit LCD display.
- > Monitors: V, A, F, PF.
- > Three parameters, name and value at single glance with direct reading of primary values.
- > Four smart keys for easy navigation.
- > Smart line indicators to check the healthy phase of input voltage.
- > RS485 communication port with Modbus RTU protocol.

Product	Description	Reference	Unit MRP [₹]
DM6300	DM6300 CI0.5 RS	30002570	5090
DM6100	DM6100 CI0.5	30002569	4019
DM6300	DM6300 CI1.0 RS	30002566	4848
DM6100	DM6100 CI1.0	30002567	3827

Please contact Customer Care Center for Stockable and Non stockable status of references.

NORMAL STOCK ITEMS

W.E.F. April 01st, 2026

10. CE compliance - Volt/Amp/ frequency meter



10.1 EasyLogic™ DM3000 / DM1000

Digital panel meters for measurement of Volt / Amps / Frequency electrical parameters.

- > Accuracy 0.5 % on full scale for Volt & Amps and 0.2 % for Frequency.
- > CE certification as per IEC 61010-1 Edition 3.
- > Easy to operate: Intuitive navigation with single button for self-guided menus.
- > EMI/EMC tests as per IEC 61326-1.
- > Control power options: Universal range 44 to 275 V L-N AC/DC.
- > Panel key: Single key for programming, navigation or as selector switch.
- > Green premium Ecolabel product.

Product	Description	Reference	Unit MRP [₹]
DM3210	Three phase Voltmeter CI0.5	30002965	3875
DM3110	Three phase Ammeter CI0.5	30002964	3875
DM1210	Single phase Voltmeter CI0.5	30002962	2630
DM1110	Single phase Ammeter CI0.5	30002961	2630
DM1310	Frequency meter CI0.2	30002963	2002

11. Just the Basics - Voltage / Ampere / Frequency Meters



11.1 Just the Basics - Voltage / Ampere / Frequency Meters

Digital panel meters which can be used in industrial and commercial settings for measurement of Volt / Amps / Frequency electrical parameters

- > Accuracy 0.5 % on full scale for Volt & Amps and 0.2 % for Frequency.
- > Easy to operate: Intuitive navigation with single button for self-guided menus.
- > Panel key: Single key for programming, navigation or as selector switch.
- > LED display: 7 segment numeric LEDs of height ~14.2 mm (0.55 in) with 4 digits display in one row with kilo value indicator.
- > Bright LED indicators - Kilo & Phase indications for measured value.
- > Compact meter with 43.5 mm depth behind the panel.

Product	Description	Reference	Unit MRP [₹]
DM3210	Three phase Voltmeter CI0.5	30002462	3157
DM3110	Three phase Ammeter CI0.5	30002461	3157
DM3210	Three phase Voltmeter CI1.0	30002386	2525
DM3110	Three phase Ammeter CI1.0	30002385	2525
DM1210	Single phase Voltmeter CI0.5	30002460	2138
DM1110	Single phase Ammeter CI0.5	30002459	2138
DM1210	Single phase Voltmeter CI1.0	30002366	1587
DM1110	Single phase Ammeter CI1.0	30002365	1587

* Conzerv is now EasyLogic™

Please contact Customer Care Center for Stockable and Non stockable status of references.

NORMAL STOCK ITEMS

W.E.F. April 01st, 2026



Purpose-built to keep your power reliable and efficient

EcoStruxure™ Power Monitoring Expert



Power is critical to your operations. Disruptions impact productivity and safety. Wasted energy and equipment failures affect your bottom line. Grid systems are also becoming more dynamic and regulations more challenging. You need a way to reveal hidden risk and new opportunities.

EcoStruxure Power Monitoring Expert drives performance with the next generation in power and energy management.

Award-winning EcoStruxure™ Power Monitoring Expert (PME) simplifies management of complex power systems. It brings unique new capabilities that protect people and assets, keeps operations running and saves time and money. As a key element in an EcoStruxure Power solution, PME takes full advantage of IoT connectivity and distributed intelligence to help maximize your uptime and operational efficiency:

- Smart events and alarm clustering for intuitive filtering, searching and categorization of events and alarms
- Graphical timelines easily analyze event and alarm sequence, location and potential impact
- Advanced energy visualization – analysis tools calculate, model, forecast and track energy performance indicators (EnPIs)
- Compliant with IEC62443 cybersecurity standards, for even the most demanding IT environments



Help keep people and assets safer



Optimize business reliability and continuity



Maximize operational lifecycle efficiency



Simplify compliance

se.com/in



The power of a SCADA uniquely designed for critical power management

EcoStruxure™ Power Operation

No matter the size or complexity of your electrical system, you need reliable power 24/7. Every second of downtime in a power-critical facility means business interruption and financial loss, unsafe conditions and damaged reputations. Your team requires the ability to react and correct issues immediately for every potential risk.

EcoStruxure Power Operation is a SCADA system uniquely designed to help large electrical distribution applications in facilities like data centers, industrials, airports and electro-intensive operations maximize uptime, unite medium and low voltage networks and integrate mechanical monitoring.

Power availability

Reduce downtime caused by electrical outages for optimum continuity and reliability. Using machine-learning algorithms and automation, Power Operation improves situational awareness to speed analysis and reduces the time required for your operators and engineers to discover root causes.

Energy efficiency

Power Operation helps you set energy targets, track consumption and monitor performance. Create overall efficiencies to avoid peak penalties, identify bill errors and allocate energy costs. Real-time management and KPI reporting improve your operational efficiency.

Cybersecurity

Stay connected while protecting people, electrical assets and valuable, sensitive information. Power Operation's third-party cybersecurity certifications provide peace of mind to give you operational confidence and helping you avoid malicious threats and safety hazards.



SCADA system for real-time situational awareness and cyber-resilient solutions



Maximize power reliability and uptime



Boost operational efficiency



Improve confidence in operations and security



Discover How You Can Save Approximately 150kg CO₂ Per kVA With Smart Power Factor Correction

Premium low voltage power factor correction capacitors

With 30% size optimization and 120k lifetime hours, ensure easy installation and easy maintenance. Equip yourself with easy quality assurance with 60% more continuous current-carrying capacity while also **enabling easy savings with our 100% commitment to testing and easy combinations with 30% energy wastage reduction.**

Now, ensure reliability and safety in **Buildings, Industries, Residential buildings, OEMs, and Energy Infrastructures.**



EasyLogic™ PFC+ **New**

Power Factor Correction Products



Capacitor for Heavy Duty application in Easy Range

- **Rated Voltage:** 480 and 525, 50/60Hz
- **Standard compliances:** IEC 60831 part 1 & 2, IS13340 Part 1-2, BIS certification, ASTA certified
- **Green Premium:** Compliant
- **Reliability:** Specially designed di-electric with Soft resin as coolant, the combination provides it extra reliability and extended working hours
- **Size Optimization:** This optimized design and compact size helps to save the panel space while its lower weight contributes to user experience during installation

EasyLogic™ PFC+ Capacitor

Description	kVA Rating	Reference	Unit MRP [₹]
EasyLogic™ PFC+			
MPP-EasyLogic™ H Duty Can 3Ph 50Hz 480V	14.4	MEHVCPDY144A48	9375
MPP-EasyLogic™ H Duty Can 3Ph 50Hz 480V	28.1	MEHVCPDY281A48	18192
MPP-EasyLogic™ H Duty Can 3Ph 50Hz 525V	12.5	MEHVCPDY125A52	8135
MPP-EasyLogic™ H Duty Can 3Ph 50Hz 525V	20.6	MEHVCPDY206A52	13405
MPP-EasyLogic™ H Duty Can 3Ph 50Hz 525V	25	MEHVCPDY250A52	16201
MPP-EasyLogic™ H Duty Can 3Ph 50Hz 525V	30.6	MEHVCPDY306A52	19920
MPP-EasyLogic™ H Duty Can 3Ph 50Hz 525V	33.1	MEHVCPDY331A52	21529

Please contact Customer Care Center for Stockable and Non stockable status of references.

NORMAL STOCK ITEMS

W.E.F. April 01st, 2026



VarPlus Box Xtreme

Built to perform in Xtreme conditions

- Designed for 60°C, offers upto 60% more life than products designed at 55°C
- Tested to perform upto 150,000 hrs life in standard operating conditions
- Xtreme inrush withstand of upto 350 x In
- Designed to work in Xtreme environments

se.com/in



Power Factor Correction Products



VarPlus Can

- **Performance:** High performance and flexibility
- **Offer configuration:** Available in three configurations as FastOn, Clampbite and Stud Offer
- **Product range:** 1-50 kvar from 440V-525V
- **Product compliance:** IEC 60831 Part 1-2014 and 2 -2014 compliant, **BIS Certified**, CE, CQC, UL, ASTA, Rohs and Green Premium
- **Type tested:** From LCIE France and ASTA Intertek
- **Temperature class:** Class D (+55°C for VarPlus Can)
- **Reliability:** Self healing, unique 3-phase disconnection mechanism with pressure sensitive disconnection (PSD)
- **Safety:** Tamper-proof discharge resistor, IP20 for FastOn and Clampbite offer
- **Robust design:** Al Can for casing, hermetically sealed, resin as coolant - better than gas
- **Enhanced life:** 130K hours with better current handling capacity due to wave cut films with slope metalization

Can (Cylindrical) Type 440V Capacitors

Description	kVAr Rating	Reference	Unit MRP [₹]
EasyCan (S Duty) 440V Range			
MPP - Standard Duty Can 3Ph 2kVAr 440V 50Hz	2	MEHVCSDY020A44	1325
MPP - Standard Duty Can 3Ph 3kVAr 440V 50Hz	3	MEHVCSDY030A44	1990
MPP - Standard Duty Can 3Ph 4kVAr 440V 50Hz	4	MEHVCSDY040A44	2654
MPP - Standard Duty Can 3Ph 5kVAr 440V 50Hz	5	MEHVCSDY050A44	2716
MPP - Standard Duty Can 3Ph 7.5kVAr 440V 50Hz	7.5	MEHVCSDY075A44	3801
MPP - Standard Duty Can 3Ph 10kVAr 440V 50Hz	10	MEHVCSDY100A44	4441
MPP - Standard Duty Can 3Ph 15kVAr 440V 50Hz	15	MEHVCSDY150A44	6652
MPP - Standard Duty Can 3Ph 20kVAr 440V 50Hz	20	MEHVCSDY200A44	8871
MPP - Standard Duty Can 3Ph 25kVAr 440V 50Hz	25	MEHVCSDY250A44	11092
VarPlus Can (H Duty) 440V Range			
MPP - Heavy Duty Can 3Ph 1kVAr 440V 50Hz	1	MEHVCHDY010A44	1186
MPP - Heavy Duty Can 3Ph 2kVAr 440V 50Hz	2	MEHVCHDY020A44	1860
MPP - Heavy Duty Can 3Ph 3kVAr 440V 50Hz	3	MEHVCHDY030A44	2793
MPP - Heavy Duty Can 3Ph 4kVAr 440V 50Hz	4	MEHVCHDY040A44	3720
MPP - Heavy Duty Can 3Ph 5kVAr 440V 50Hz	5	MEHVCHDY050A44	3862
MPP - Heavy Duty Can 3Ph 7.5kVAr 440V 50Hz	7.5	MEHVCHDY075A44	5661
MPP - Heavy Duty Can 3Ph 10kVAr 440V 50Hz	10	MEHVCHDY100A44	7046
MPP - Heavy Duty Can 3Ph 12.5kVAr 440V 50Hz	12.5	MEHVCHDY125A44	8848
MPP - Heavy Duty Can 3Ph 15kVAr 440V 50Hz	15	MEHVCHDY150A44	10565
MPP - Heavy Duty Can 3Ph 20kVAr 440V 50Hz	20	MEHVCHDY200A44	14090
MPP - Heavy Duty Can 3Ph 25kVAr 440V 50Hz	25	MEHVCHDY250A44	17609
MPP - Heavy Duty Can 3Ph 30kVAr 440V 50Hz	30	MEHVCHDY300A44	21231
MPP - Heavy Duty Can 3Ph 40kVAr 440V 50Hz(Single unit with IP00)	40	MEHVCHDY400A44	27578
MPP - Heavy Duty Can 3Ph 50kVAr 440V 50Hz(Single unit with IP00)	50	MEHVCHDY500A44	34313
VarPlus Can (GH Duty) 440V Range			
MPP - Standard Duty Can 3Ph 1kVAr 440V 50Hz	5	MEHVCGSF050A44	3909
MPP - Standard Duty Can 3Ph 2kVAr 440V 50Hz	7.5	MEHVCGSF075A44	5859
MPP - Standard Duty Can 3Ph 3kVAr 440V 50Hz	10	MEHVCGSF100A44	7226
MPP - Standard Duty Can 3Ph 4kVAr 440V 50Hz	12.5	MEHVCGSF125A44	9029
MPP - Standard Duty Can 3Ph 5kVAr 440V 50Hz	15	MEHVCGSF150A44	10830
MPP - Standard Duty Can 3Ph 7.5kVAr 440V 50Hz	20	MEHVCGSF200A44	14429
MPP - Standard Duty Can 3Ph 10kVAr 440V 50Hz	25	MEHVCGSF250A44	18054
MPP - Standard Duty Can 3Ph 20kVAr 440V 50Hz	50	MEHVCGSF500A44	35037

Please contact Customer Care Center for Stockable and Non stockable status of references.

NORMAL STOCK ITEMS

W.E.F. April 01st, 2026

Power Factor Correction Products



VarPlus Box

- **Performance:** High performance and flexibility
- **Product range:** 5-50 kvar from 440V-525V
- **Product compliance:** IEC 60831 Part 1-2014 and 2 -2014 compliant, **BIS Certified**, CE, CQC, UL, ASTA, Rohs and Green Premium
- **Type tested:** From LCIE France and ASTA Intertek
- **Temperature class:** +50°C for VarPlus Box APP, Class D (60°C for VarPlus Xtreme Box, 70°C for MD-XL)
- **Reliability:** Self healing, unique 3-phase disconnection mechanism with pressure sensitive disconnection (PSD)
- **Robust design:** Steel enclosure, resin as coolant - better than gas
- **Enhanced life:** 150K hours with better current handling capacity due to wave cut films with slope metalization

Box (Square) Type 440V Capacitors

Description	kVAr Rating	Reference	Unit MRP [₹]
VarPlus Box APP 440V Range			
APP - Box 3Ph 5kVAr 440V 50Hz	5	MEHVBAPP050A44	6915
APP - Box 3Ph 10kVAr 440V 50Hz	10	MEHVBAPP100A44	12135
APP - Box 3Ph 15kVAr 440V 50Hz	15	MEHVBAPP150A44	18209
APP - Box 3Ph 20kVAr 440V 50Hz	20	MEHVBAPP200A44	24277
APP - Box 3Ph 25kVAr 440V 50Hz	25	MEHVBAPP250A44	30349
APP - Box 3Ph 30kVAr 440V 50Hz	30	MEHVBAPP300A44	36482

Please contact Customer Care Center for Stockable and Non stockable status of references.

NORMAL STOCK ITEMS

W.E.F. April 01st, 2026

Power Factor Correction Products



Detuned Filter Application Capacitors

Description	kVAr Rating	Reference	Unit MRP [₹]
*Capacitors for 7%/5.7% , 440V Detuned Filter Application			
VarPlus Can (H Duty) 480V Range			
MPP - Heavy Duty Can 3Ph 5.6kVAr 480V 50Hz	5.6	MEHVCHDY056A48	4224
MPP - Heavy Duty Can 3Ph 11.3kVAr 480V 50Hz	11.3	MEHVCHDY113A48	7988
MPP - Heavy Duty Can 3Ph 12.5kVAr 480V 50Hz	12.5	MEHVCHDY125A48	8839
MPP - Heavy Duty Can 3Ph 14.4kVAr 480V 50Hz	14.4	MEHVCHDY144A48	10190
MPP - Heavy Duty Can 3Ph 15.5kVAr 480V 50Hz	15.5	MEHVCHDY155A48	10967
MPP - Heavy Duty Can 3Ph 17kVAr 480V 50Hz	17	MEHVCHDY170A48	12033
MPP - Heavy Duty Can 3Ph 22.4kVAr 480V 50Hz	22.4	MEHVCHDY224A48	15852
MPP - Heavy Duty Can 3Ph 25kVAr 480V 50Hz	25	MEHVCHDY250A48	17695
MPP - Heavy Duty Can 3Ph 28.1kVAr 480V 50Hz	28.1	MEHVCHDY281A48	19774
MPP - Heavy Duty Can 3Ph 31.5kVAr 480V 50Hz	31.5	MEHVCHDY315A48	22274
VarPlus Can (GH Duty) 480V Range			
MPP - GasHeavy Duty Can 3Ph 11.3kVAr 480V 50Hz	11.3	MEHVCGSF113A48	8157
MPP - GasHeavy Duty Can 3Ph 22.4kVAr 480V 50Hz	22.4	MEHVCGSF224A48	16168
MPP - GasHeavy Duty Can 3Ph 25kVAr 480V 50Hz	25	MEHVCGSF250A48	18045
MPP - GasHeavy Duty Can 3Ph 28.1kVAr 480V 50Hz	28.1	MEHVCGSF281A48	20358
MPP - GasHeavy Duty Can 3Ph 31.5kVAr 480V 50Hz	31.5	MEHVCGSF315A48	22821

Please contact Customer Care Center for Stockable and Non stockable status of references.

NORMAL STOCK ITEMS

W.E.F. April 01st, 2026

Power Factor Correction Products



Detuned Filter Application Capacitors

Description	kVAr Rating	Reference	Unit MRP [₹]
VarPlus Box APP 480V Range			
APP - Box 3Ph 11.3kVAr 480V 50Hz	11.3	MEHVBAPP113A48	13737
APP - Box 3Ph 14.4kVAr 480V 50Hz	14.4	MEHVBAPP144A48	17505
APP - Box 3Ph 22.4kVAr 480V 50Hz	22.4	MEHVBAPP224A48	27262
APP - Box 3Ph 25kVAr 480V 50Hz	25	MEHVBAPP250A48	30353
APP - Box 3Ph 28.1kVAr 480V 50Hz	28.1	MEHVBAPP281A48	34114
APP - Box 3Ph 31.5kVAr 480V 50Hz	31.5	MEHVBAPP315A48	38245
*Capacitors for 7%/ 5.7%/ 14%, 440V Filter Application			
VarPlus Can (H Duty) 525V Range			
MPP - Heavy Duty Can 3Ph 6.9kVAr 525V 50Hz	6.9	MEHVCHDY069A52	5211
MPP - Heavy Duty Can 3Ph 12.5kVAr 525V 50Hz	12.5	MEHVCHDY125A52	8843
MPP - Heavy Duty Can 3Ph 13.8kVAr 525V 50Hz	13.8	MEHVCHDY138A52	9764
MPP - Heavy Duty Can 3Ph 15.4kVAr 525V 50Hz	15.4	MEHVCHDY154A52	10892
MPP - Heavy Duty Can 3Ph 20.6kVAr 525V 50Hz	20.6	MEHVCHDY206A52	14570
MPP - Heavy Duty Can 3Ph 25kVAr 525V 50Hz	25	MEHVCHDY250A52	17609
MPP - Heavy Duty Can 3Ph 27.5kVAr 525V 50Hz	27.5	MEHVCHDY275A52	19461
MPP - Heavy Duty Can 3Ph 30.6kVAr 525V 50Hz	30.6	MEHVCHDY306A52	21652
MPP - Heavy Duty Can 3Ph 33.1kVAr 525V 50Hz	33.1	MEHVCHDY331A52	23400
MPP - Heavy Duty Can 3Ph 37.7kVAr 525V 50Hz	37.7	MEHVCHDY377A52	26649
VarPlus Can (GH Duty) 525V Range			
MPP-GH Duty Can 12.5 kvar 525V 3Ph 50Hz	12.5	MEHVCGSF125A52	9053
MPP-GH Duty Can 25 kvar 525V 3Ph 50Hz	25	MEHVCGSF250A52	18106
MPP-GH Duty Can 30.6 kvar 525V 3Ph 50Hz	30.6	MEHVCGSF306A52	22178
MPP-GH Duty Can 33.1 kvar 525V 3Ph 50Hz	33.1	MEHVCGSF331A52	23992
MPP-GH Duty Can 37.7 kvar 525V 3Ph 50Hz	37.7	MEHVCGSF377A52	27269

Please contact Customer Care Center for Stockable and Non stockable status of references.

NORMAL STOCK ITEMS

W.E.F. April 01st, 2026

Power Factor Correction Products



Detuned Filter Application Capacitors

Description	kVAr Rating	Reference	Unit MRP [₹]
VarPlus Box APP 525V Range			
APP - Box 3Ph 13.8kVAr 525V 50Hz	13.8	MEHVBAPP138A52	16746
APP - Box 3Ph 20.6kVAr 525V 50Hz	20.6	MEHVBAPP206A52	25012
APP - Box 3Ph 25kVAr 525V 50Hz	25	MEHVBAPP250A52	30358
APP - Box 3Ph 27.5kVAr 525V 50H	27.5	MEHVBAPP275A52	33391
APP - Box 3Ph 30.6kVAr 525V 50Hz	30.6	MEHVBAPP306A52	37171
APP - Box 3Ph 33.1kVAr 525V 50Hz	33.1	MEHVBAPP331A52	40187
APP - Box 3Ph 37.7kVAr 525V 50Hz	37.7	MEHVBAPP377A52	45794

Please contact Customer Care Center for Stockable and Non stockable status of references.

NORMAL STOCK ITEMS

W.E.F. April 01st, 2026



VarPlus MAX Detuned Reactors

MAXimize Efficiency
MAXimize Savings



se.com/in

PFC - Detuned Reactors



VarPlus Max Detuned Reactor

- **Performance:** Designed to operate at a stringent harmonic spectrum as per IEEE 519
- **Offer configuration:** 6.5 - 100 kvar, 440V
- **Product range:** Single footprint from 6.5 - 100 kvar
- **Product compliance:** Compliant to IEC 60076-6
- **Type tested:** Certified by CPRI
- **Temperature class:** Class H for insulation $\leq 180^{\circ}\text{C}$
- **Reliability:** Conductor design, designed as per maximum permissible current (Imp)
- **Safety:** Built-in thermal protection

Detuned Reactor 440V Range

Description	kVAr Rating	Reference	Unit MRP [₹]
VarPlus MAX Detuned Reactor 5.7%, 440V Range			
VarPlus MAX AL Detuned reactor 25 kVAr 440V 5.7 % 50Hz	25	LVR05250A44LO	41027
VarPlus MAX AL Detuned reactor 50 kVAr 440V 5.7 % 50Hz	50	LVR05500A44LO	61385
VarPlus MAX AL Detuned reactor 100 kVAr 440V 5.7 % 50Hz	100	LVR05X00A44LO	122727
VarPlus MAX Detuned Reactor 7%, 440V Range			
VarPlus MAX AL Detuned reactor 5 kVAr 440V 7% 50Hz	5	LVR07050A44LO	17834
VarPlus MAX AL Detuned reactor 10 kVAr 440V 7% 50Hz	10	LVR07100A44LO	25773
VarPlus MAX AL Detuned reactor 12.5 kVAr 440V 7% 50Hz	12.5	LVR07125A44LO	29473
VarPlus MAX AL Detuned reactor 15 kVAr 440V 7% 50Hz	15	LVR07150A44LO	31251
VarPlus MAX AL Detuned reactor 20 kVAr 440V 7% 50Hz	20	LVR07200A44LO	33172
VarPlus MAX AL Detuned reactor 25 kVAr 440V 7% 50Hz	25	LVR07250A44LO	33183
VarPlus MAX AL Detuned reactor 50 kVAr 440V 7% 50Hz	50	LVR07500A44LO	51244
VarPlus MAX AL Detuned reactor 75 kVAr 440V 7% 50Hz	75	LVR07750A44LO	79925
VarPlus MAX AL Detuned reactor 100 kVAr 440V 7% 50Hz	100	LVR07X00A44LO	103527
VarPlus MAX Detuned Reactor 14%, 440V Range			
VarPlus MAX AL Detuned reactor 10 kVAr 440V 14 % 50Hz	10	LVR14100A44LO	27690
VarPlus MAX AL Detuned reactor 25 kVAr 440V 14 % 50Hz	25	LVR14250A44LO	50744
VarPlus MAX AL Detuned reactor 50 kVAr 440V 14 % 50Hz	50	LVR14500A44LO	84639
VarPlus MAX AL Detuned reactor 100 kVAr 440V 14 % 50Hz	100	LVR14X00A44LO	175030

Please contact Customer Care Center for Stockable and Non stockable status of references.

NORMAL STOCK ITEMS

W.E.F. April 01st, 2026



Introducing VarPlus MAX Copper Wound Reactors



se.com/in

Copper Wound Detuned Reactor



VarPlus Max Copper Detuned Reactors

- **MAXimize your selection**
 - Wide range available in Copper windings.
- **MAXimize your OPEX optimization**
 - Up to 30% lower losses to reduce your OPEX
- **MAXimize your thermal efficiency**
 - Up to 20% lower working temperatures
- **MAXimize your operational efficiency**
 - Design current up to 1.3 x Rated Current
 - Saturation current limit up to 2.0 x Rated Current
 - Designed for Harsh environments (Maximum voltage harmonic limit up to 9%)

Copper Wound Detuned Reactor 440V Range

Description	kVAr Rating	Reference	Unit MRP [₹]
Varplus Copper Detuned Reactor 7%, 440V Range			
Detuned Reactor CU 5kVAr 440V 7% 50Hz	5	LVR07050A44CU	21724
Detuned Reactor CU 10kVAr 440V 7% 50Hz	10	LVR07100A44CU	35493
Detuned Reactor CU 12.5kVAr 440V 7% 50Hz	12.5	LVR07125A44CU	37745
Detuned Reactor CU 15kVAr 440V 7% 50Hz	15	LVR07150A44CU	43034
Detuned Reactor CU 20kVAr 440V 7% 50Hz	20	LVR07200A44CU	45680
Detuned Reactor CU 25kVAr 440V 7% 50Hz	25	LVR07250A44CU	52661
Detuned Reactor CU 50kVAr 440V 7% 50Hz	50	LVR07500A44CU	89563
Detuned Reactor CU 100kVAr 440V 7% 50Hz	100	LVR07X00A44CU	164489
Varplus Copper Detuned Reactor 14%, 440V Range			
Detuned Reactor CU 10kVAr 440V 14% 50Hz	10	LVR14100A44CU	43358
Detuned Reactor CU 25kVAr 440V 14% 50Hz	25	LVR14250A44CU	84344
Detuned Reactor CU 50kVAr 440V 14% 50Hz	50	LVR14500A44CU	140685

Please contact Customer Care Center for Stockable and Non stockable status of references.

NORMAL STOCK ITEMS

W.E.F. April 01st, 2026

VarPlus Logic APFC relay

- Automatic Initialization & sequence detection
- Measurement of Step kVAr & THDv up to 19th
- RS485 port as default feature
- 4 Quadrant measurement
- Dual Cos phi settings for two source operation



se.com/in

Power Factor Correction Products



APFC Relays

Description	No. of Step	Reference	Unit MRP [₹]
Varlogic APFC Relays - Classic Range			
RT6, 6 step, 440V, 5A	6	51207	25923
RT8, 8 step, 440V, 5A	8	51209	33601
RT12, 12 step, 440V, 5A	12	51213	38983
VarPlus Logic APFC Relays - Advanced Range			
VPL06, 6 step LCD Display , 90V - 550V 50/60Hz 1A/5A with RS485	6	VPL06N	57749
VPL12, 12 step LCD Display , 90V - 550V 50/60Hz 1A/5A with RS485	12	VPL12N	62355

Please contact Customer Care Center for Stockable and Non stockable status of references.

NORMAL STOCK ITEMS

W.E.F. April 01st, 2026



PowerLogic Accusine PCSP & PCSn



- All in one: Harmonics, PF, Load unbalance, Flicker
- 3ph/3wire & 3ph/4wire
- Fully selectable from 2nd to 51st order of harmonics
- Flexible CT connection: Load side/ source side
- Suitable to work in Harsh environment including marine application
- Product Certification & Design references: IEC 61439-1 & 2, (UL508), CE Certified, ABS
- Fastest control response time of 25Micro second
- Connectable to power management software (EcoStruxure PME) - real time performance and temperature monitoring

Industry segment



Heavy Industry



Oil & Gas (on/off shore)



Marine



Water Wastewater



Processing plants



Mining



Airport



HVAC



Healthcare

Infrastructure & Building segment

se.com/in



PowerLogic Accusine EVCP

Step less electronic VAR compensation

- Stepless power factor correction
- Reduce current harmonics
- Designed for fast changing loads
- Product Certification & Design references: IEC 61439-1 & 2, (UL508), CE Certified, ABS
- Robust design: Design for 50 Degree° C without derating
- Connectable to power management software (EcoStruxure PME)- real time performance and temperature monitoring

Building segment



Heavy Industry



Retail space



Healthcare



Hotel & Casino



Life sciences & University



Datacenter Cloud Farm

Industry segment



Light Industry



Food & Beverage

se.com/in

Active Harmonic Filtering Solutions

PowerLogic Accusine PCSP & PCSn



- 3ph/3wire & 3ph/4wire
- From 380V - 480V (+10% to -15%)
- Parallel connection up to 10 units
- Harmonic cancellation spectrum from 2nd to 51st order of current harmonics
- Load balancing of source current
- DPF correction
- Can be used with PF capacitors as Hybrid VAR compensation (HVC) system

PowerLogic Accusine PCSP & PCSn

Description	Amperage	Reference	Unit MRP [₹]
PowerLogic™ PCS+			
PowerLogic™ PCS+ 60A 380V- 480V 50- 60Hz IP00	60	PCSP060D5IP00	On Request
PowerLogic™ PCS+ 120A 380V - 480V 50- 60Hz IP00	120	PCSP120D5IP00	On Request
PowerLogic™ PCS+ 200A 380V- 480V 50- 60Hz IP00	200	PCSP200D5IP00	On Request
PowerLogic™ PCS+ 300A 380V- 480V 50- 60Hz IP00	300	PCSP300D5IP00	On Request
PowerLogic™ PCS+ 60A 380V- 480V 50- 60Hz IP31	60	PCSP060D5IP31	On Request
PowerLogic™ PCS+ 120A 380V - 480V 50- 60Hz IP31	120	PCSP120D5IP31	On Request
PowerLogic™ PCS+ 200A 380V- 480V 50- 60Hz IP31	200	PCSP200D5IP31	On Request
PowerLogic™ PCS+ 300A 380V- 480V 50- 60Hz IP31	300	PCSP300D5IP31	On Request
PowerLogic™ PCS+ 60A 380V-480V 50- 60Hz IP54	60	PCSP060D5IP54	On Request
PowerLogic™ PCS+ 120A 380V-480V 50- 60Hz IP54	120	PCSP120D5IP54	On Request
PowerLogic™ PCS+ 200A 380V- 480V 50- 60Hz IP54	200	PCSP200D5IP54	On Request
PowerLogic™ PCS+ 300A 380V- 480V 50- 60Hz IP54	300	PCSP300D5IP54	On Request
PowerLogic™ PCSn 30A 208-415Vac 3ph+N chassis IP00	30	PCSN030Y4CH00	On Request
PowerLogic™ PCSn 60A 208-415Vac 3ph+N chassis IP00	60	PCSN060Y4CH00	On Request
PowerLogic™ PCSn 30A 208-415Vac 3ph+N wall mount IP20	30	PCSN030Y4W20	On Request
PowerLogic™ PCSn 60A 208-415Vac 3ph+N wall mount IP20	60	PCSN060Y4W20	On Request

Note: Active Harmonic Filter prices On Request

PowerLogic Accusine EVCP



- Withstand up to +50°C without derating
- QR code for quick access to supporting field documentation and digital logbook
- Connectivity-ready, Cybersecure, Seismically tested to 2.47g, Built-in EMC filter
- USB communications port
- Firmware upgrades
- Download commissioning report, diagnostic files
- Available with IP00, IP20 and IP31

PowerLogic™ EVC+

Description	Rating (kVAR)	Reference	Unit MRP [₹]
PowerLogic™ EVC+			
PowerLogic™ EVC+ 75kVAR 208-480V IP00 chassis	75	EVCP075D5CH00	On Request
PowerLogic™ EVC+ 75kVAR 208-480V IP20	75	EVCP075D5W20	On Request
PowerLogic™ EVC+ 75kVAR 208-480V IP31 WM	75	EVCP075D5W31	On Request
PowerLogic™ EVC+ 100kVAR 208-480V IP00	100	EVCP100D5CH00	On Request
PowerLogic™ EVC+ 100kVAR 208-480V IP20 WM	100	EVCP100D5W20	On Request
PowerLogic™ EVC+ 100kVAR 208-480V IP31 WM	100	EVCP100D5W31	On Request

Note: Active Harmonic Filter prices On Request

Please contact Customer Care Center for Stockable and Non stockable status of references.

NORMAL STOCK ITEMS

W.E.F. April 01st, 2026



EasyLogic™ APF

• Compact • Economical • Scalable

- Stepless power factor correction
- Reduce current harmonics
- Correct network imbalance
- Designed for fast changing loads
- Fully certified
- Connectable to power management software (EcoStruxure PME) - real time performance and temperature monitoring



Building segment



Retail space



Healthcare



Hotel & Casino



Life sciences & University



Datacenter Cloud Farm

Industry segment



Light Industry



Food & Beverage

se.com/in

EasyLogic™ SVG



New

- Stepless PF compensation
- Harmonics mitigation upto 21st level
- Certified solution
- Reactive power compensation rate >99%

Building segment



Retail
space



Healthcare



Hotel &
Casino



Life sciences &
University



Datacenter
Cloud Farm

Industry segment



Light
Industry



Food &
Beverage

se.com/in

EasyLogic™ APF



- 3 Ph, 4 wire connection
- Parallel connection upto 12 units
- Total Harmonic compensation rate (Under rated working condition)>98%
- Load balancing of source current
- DPF correction
- Can be used with PF capacitors as Hybrid VAR compensation (HVC) system

EasyLogic™ APF

Description	Amperage	Reference	Unit MRP [₹]
EasyLogic™ APF New			
EasyLogic™ APF 50A 400V wall mount IP20	50	EZAPF05044W20	On Request
EasyLogic™ APF 100A 400V wall mount IP20	100	EZAPF10044W20	On Request
EasyLogic™ APF 150A 400V wall mount IP20	150	EZAPF15044W20	On Request
EasyLogic™ APF 100A 400V rack mount IP20	100	EZAPF10044R20N	On Request
EasyLogic™ APF 150A 400V rack mount IP20	150	EZAPF15044R20N	On Request
EasyLogic™ APF 7" HMI for rack and wall mount	-	EZAPF070HMIN	On Request

Note: Active Harmonic Filter prices On Request

EasyLogic™ SVG



- 3 Ph, 4 wire connection
- Parallel connection upto 12 units
- Load balancing of source current
- DPF correction
- Can be used with PF capacitors as Hybrid VAR compensation (HVC) system

EasyLogic™ SVG

Description	Rating (kVAR)	Reference	Unit MRP [₹]
EasyLogic™ APF New			
EasyLogic™ SVG 100kVAR 400V rack mount IP20	100	EZSVG10044R20	On Request
EasyLogic™ SVG 7" HMI for rack and wall mount	-	EZSVG070HMI	On Request

Note: Active Harmonic Filter prices On Request

Please contact Customer Care Center for Stockable and Non stockable status of references.

NORMAL STOCK ITEMS

W.E.F. April 01st, 2026



Digitize your power factor correction

PowerLogic™ PFC Capacitor Bank

Every electrical network can benefit from power factor correction. It's the fastest way to save money and improve energy efficiency.

An EcoStruxure™-ready PowerLogic™ PFC capacitor bank solution provides industry-leading diagnostics and IoT connectivity for superior performance monitoring and optimized maintenance.

Energy efficiency

- Lower utility bills by avoiding power factor penalties, lowering demand charges
- Unlock extra system capacity to expand and serve additional loads
- Increase equipment performance and lifespan with improved voltage
- Reduce CO² emissions with improved power efficiency

Reliability and performance

- With smart controller, embedded environmental sensors and energy gateway server
- Notify when problems are detected or maintenance is needed
- Self-monitoring and ready to connect to any system

Built to the highest standards

- Save time and effort with easy capacitor bank configuration selection and installation
- Tested and certified according to IEC 61439-1 & 2 and IEC 61921
- Engineered for safety and advanced performance
- Robust enclosure system with heavy-duty capacitors and detuned reactors
- Optimized for remote monitoring and preventative maintenance

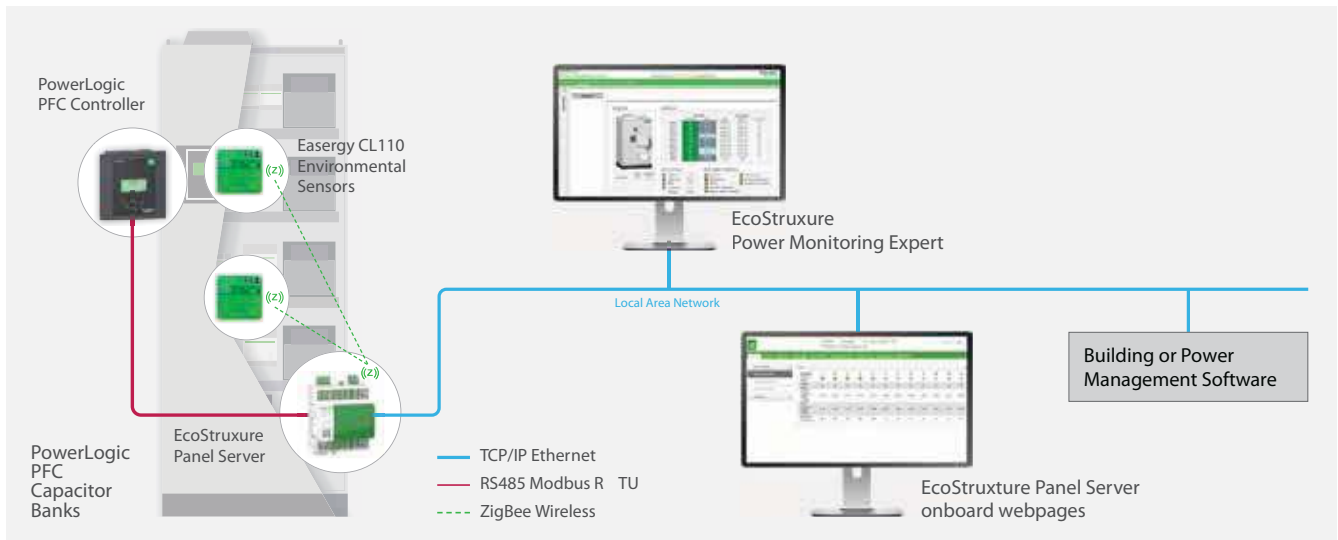


Remote power factor monitoring center

12 months
return on investment*

* Figures based on previous customer performance. Not a guarantee of performance in every case.

Gain operational intelligence with connected architectures



PowerLogic™ PFC Controller

- Intelligent capacitor bank controller manages reactive power levels
- Provides real-time measurements for voltage, current, power factor, power, THD and individual harmonics up to 19th harmonic
- Built-in temperature sensor with fan control
- Provides alarms for over/under voltage, low/high current, under/over compensation alarms, faulty step alarm with step number, individual step derating of capacitor indicator, total harmonic distortion alarm at 7% THDv



Smart environmental sensors (Optional Feature)

- Wireless environmental sensor measures surface temperature in contact (Tc) and humidity (RH)
- Two CL110, fixed in predefined locations in the Capacitor Bank, are paired with Zigbee-equipped PAS800 to communicate temperature and humidity values



Efficient gateway server (Optional Feature)

- Collects condition-monitoring data and alarms from PowerLogic™ PFC controller via Modbus RTU communications
- Collects enclosure temperature and humidity data from Easergy CL110 environmental sensors via ZigBee wireless communications
- Provides power information, key operational indicators, and alarms directly via onboard webpages and to remote software systems via Modbus TCP communications
- Fully supported by EcoStruxure Power Monitoring Expert (v9.0+) software

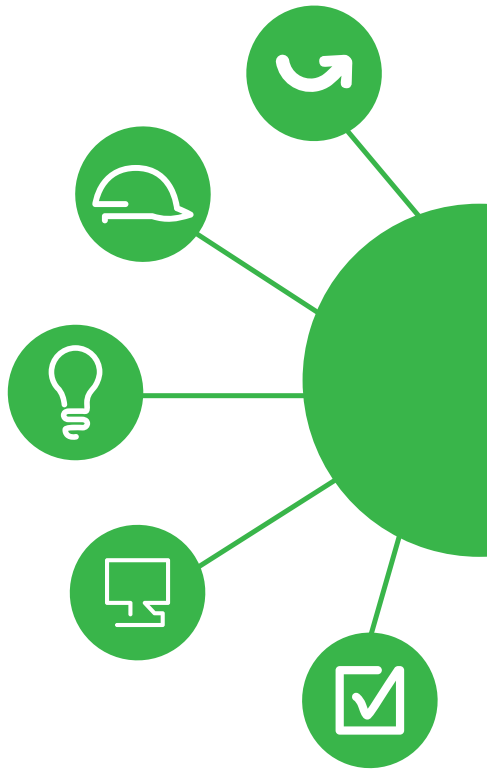
Features	Architecture 1 (Edge - basic)	Architecture 2 (Edge - advanced)	Architecture 3 (Apps & analytics)
Web page	Embedded EcoStruxure Panel Server pages	PME web pages	-
Customized web report	-	In PME for VPL and CL110	-
Dashboard and report	Predefined in EcoStruxure Panel Server for VPL and CL110	Predefined in PME	-
Events and alarms	Predefined in EcoStruxure Panel Server web pages	Predefined dashboards in PME	-
Advanced reporting	-	Predefined dashboards in PME	-
Temperature & safety monitoring	Predefined in EcoStruxure Panel Server web pages	Predefined dashboards in PME	-

Please contact Customer Care Center for Stockable and Non stockable status of references.

☑ NORMAL STOCK ITEMS

W.E.F. April 01st, 2026

Power Factor Correction Equipment



Reliable

- > Achieves Target set PF
- > Reduces demand kVA
- > Eliminates PF Penalty
- > Specify what exactly it means
- > Fuel savings in DG

Safe

- > Burst proof capacitors
- > Detuned Reactors - No Harmonic Amplification
- > Minimum switching transient

Embedded Intelligence

- > Auto start, Auto detection, Auto polarity check, Auto c/k
- > Thermal intelligence
- > Harmonic intelligence
- > Asset management and performance
- > PQ Disturbance detection (Optional)

Digitize

- > Flexible to move to connected world
- > Web page monitor facility through Schneider Gateway devices (Optional)
- > Seam less integration with PME, PSE

Quality of construction

- > Compliance to and which Indian Standards
- > Stringent quality control measures
- > Best Engineering practices
- > Best thermal design for heat dissipation



ISO 9001 ISO 14001
ISO 50001



IGBC Green building
Gold medal



IEC



RoHS
ROHS



REACH

Please contact Customer Care Center for Stockable and Non stockable status of references.

NORMAL STOCK ITEMS

W.E.F. April 01st, 2026

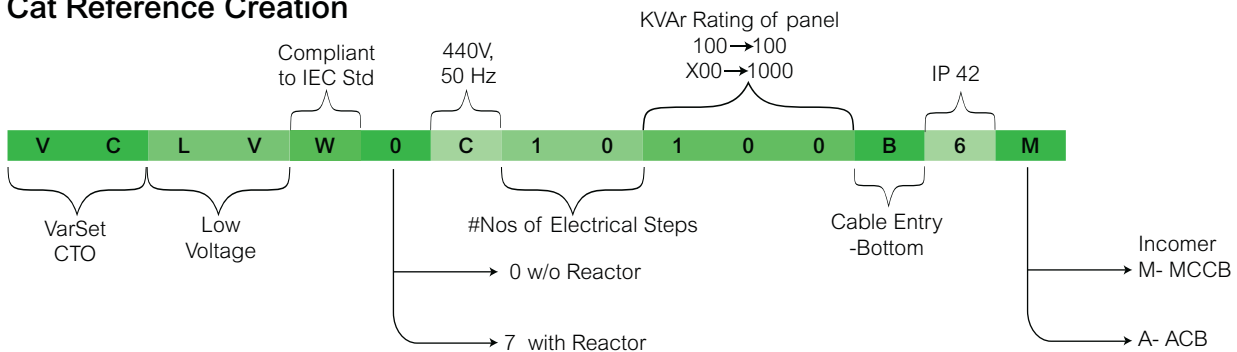
Power Factor Correction Equipment



VarSet LV APFC panels without reactors

Panel Ratings	Step Configuration in kVAR	Cat Reference No.	Dimensions (in mm) W x D x H	Unit MRP [₹]
APFC Ratings (kVAR)				
100	3x10kVAR + 1x20kVAR + 1x50kVAR	VCLW0C10100B6M	800 x 800 x 2325	On Request
125	2x12.5kVAR + 2x25kVAR + 1x50kVAR	VCLW0C10125B6M	800 x 800 x 2325	On Request
150	2x12.5kVAR + 1x25kVAR + 2x50kVAR	VCLW0C12150B6M	800 x 800 x 2325	On Request
200	2x12.5kVAR + 1x25kVAR + 3x50kVAR	VCLW0C16200B6M	800 x 800 x 2325	On Request
250	2x12.5kVAR + 1x25kVAR + 4x50kVAR	VCLW0C20250B6M	1200 x 800 x 2325	On Request
300	2x12.5kVAR + 1x25kVAR + 5x50kVAR	VCLW0C24300B6M	1200 x 800 x 2325	On Request
350	2x12.5kVAR + 1x25kVAR + 6x50kVAR	VCLW0C28350B6M	1200 x 800 x 2325	On Request
400	2x25kVAR + 3x50kVAR + 2x100kVAR	VCLW0C16400B6M	1200 x 800 x 2325	On Request
500	2x25kVAR + 3x50kVAR + 3x100kVAR	VCLW0C20500B6M	1200 x 800 x 2325	On Request
APFC Ratings (kVAR)				
500	2x25kVAR + 3x50kVAR + 3x100kVAR	VCLW0C20500B6A	1200 x 800 x 2325	On Request
600	2x25kVAR + 3x50kVAR + 4x100kVAR	VCLW0C24600B6A	1400 x 800 x 2325	On Request
700	2x25kVAR + 3x50kVAR + 5x100kVAR	VCLW0C28700B6A	1400 x 800 x 2325	On Request
750	2x25kVAR + 4x50kVAR + 5x100kVAR	VCLW0C30750B6A	1400 x 800 x 2325	On Request
800	2x25kVAR + 3x50kVAR + 6x100kVAR	VCLW0C32800B6A	2000 x 800 x 2325	On Request
900	2x25kVAR + 3x50kVAR + 7x100kVAR	VCLW0C36900B6A	2000 x 800 x 2325	On Request
1000	2x25kVAR + 1x50kVAR + 9x100kVAR	VCLW0C40X00B6A	2000 x 800 x 2325	On Request

Cat Reference Creation



Product offer: VarSet LV APFC panels with 7% / without Reactors Ratings = 100kVAR to 1000kVAR Capacitor = MPP HD Can 440/480V, with 3ph simultaneous PSD	General Features: System voltage = 440V Frequency = 50Hz Phase = 3 Design = Modular IP = IP42 Switching = Random	Incomer: Upto 350kVAR = MCCB, 36kA From 350 to 500kVAR = MCCB, 50kA From 500 to 1000kVAR = ACB, 65kA Step protection = MCCBs, 36kA	Switching: Capacitor duty Contactor - without Reactor design Power Contactors - with Reactor design
--	---	---	--

Please contact Customer Care Center for Stockable and Non stockable status of references.

NORMAL STOCK ITEMS

W.E.F. April 01st, 2026

Power Factor Correction Equipment



Branch Protection: MCCB

- > **Branch Protection: MCCB**
 - Reduces thermal stresses on the electrical distribution network
 - Unique electrical fault trip indication (SDE)



Incomer: ACB/MCCB

- > **Incomer: ACB/MCCB**
 - No derating upto 55°C as per IEC-60947 Part 1 & 2
 - Fastest Breaking time <25ms



Capacitor: LV Shunt MPP FILM

- > **Capacitor: LV MPP film**
 - IEC 60831-1,2 Compliant
 - Unique Pressure sensitive disconnecter
 - Class D (+55degC)



Detuned Reactor: Cu Wound

- > **Detuned Reactor: Cu Wound**
 - Compliant to IEC 60076-6
 - Class H insulation (180 °C)
 - Inbuilt thermal protection



APFC Controller: Varlogic RT/VarPlus Logic VPL

- > **APFC Controller: Varlogic RT/VarPlus Logic VPL**
 - Most Intelligent PFC relay in market with 6, 8, 12 steps
 - Ready to communicate with dedicated RS485 port



VarSet LV APFC panels with 7% reactors

Panel Ratings	Step Configuration in kVAR	Cat Reference No.	Dimensions (in mm)W x D x H	Unit MRP [₹]
APFC Ratings (kVAR)				
100	3x10kVAR + 1x20kVAR + 1x50kVAR	VCLW7C10100B6M	1200 x 800 x 2325	On Request
125	2x12.5kVAR + 2x25kVAR + 1x50kVAR	VCLW7C10125B6M	1200 x 800 x 2325	On Request
150	2x12.5kVAR + 1x25kVAR + 2x50kVAR	VCLW7C12150B6M	1200 x 800 x 2325	On Request
200	2x12.5kVAR + 1x25kVAR + 3x50kVAR	VCLW7C16200B6M	1200 x 800 x 2325	On Request
250	2x12.5kVAR + 1x25kVAR + 4x50kVAR	VCLW7C20250B6M	1800 x 800 x 2325	On Request
300	2x12.5kVAR + 1x25kVAR + 5x50kVAR	VCLW7C24300B6M	1800 x 800 x 2325	On Request
350	2x12.5kVAR + 1x25kVAR + 6x50kVAR	VCLW7C28350B6M	1800 x 800 x 2325	On Request
400	2x25kVAR + 3x50kVAR + 2x100kVAR	VCLW7C16400B6M	1800 x 800 x 2325	On Request
500	2x25kVAR + 3x50kVAR + 3x100kVAR	VCLW7C20500B6M	1800 x 800 x 2325	On Request
APFC Ratings (kVAR)				
500	2x25kVAR + 3x50kVAR + 3x100kVAR	VCLW7C20500B6A	1800 x 800 x 2325	On Request
600	2x25kVAR + 3x50kVAR + 4x100kVAR	VCLW7C24600B6A	2200 x 800 x 2325	On Request
700	2x25kVAR + 3x50kVAR + 5x100kVAR	VCLW7C28700B6A	2200 x 800 x 2325	On Request
750	2x25kVAR + 4x50kVAR + 5x100kVAR	VCLW7C30750B6A	2200 x 800 x 2325	On Request
800	2x25kVAR + 3x50kVAR + 6x100kVAR	VCLW7C32800B6A	3200 x 800 x 2325	On Request
900	2x25kVAR + 3x50kVAR + 7x100kVAR	VCLW7C36900B6A	3200 x 800 x 2325	On Request
1000	2x25kVAR + 1x50kVAR + 9x100kVAR	VCLW7C40X00B6A	3200 x 800 x 2325	On Request

Note:
VarSet prices will be On Request

Please contact Customer Care Center for Stockable and Non stockable status of references.

NORMAL STOCK ITEMS

W.E.F. April 01st, 2026



Schneider Electric India Pvt. Ltd.

Corporate Office: 15th Floor, DT-4 Downtown, DLF Phase 3, Sector 25A, Gurugram, Haryana - 122002

Ahmedabad

Schneider Electric India (P) Ltd.
1506-1507, 15th Floor Shapth-5
Opp.Karnavati Club, SG Highway,
Ahmedabad, Gujarat - 380015
Tel.: 079-66826701

Bengaluru

Schneider Electric India (P) Ltd.
No. 3/1, JP Techno Park
Mezzanine Floor, Millers Tank Bund
Road, Vasanth Nagar
Bengaluru - 560052
Tel.: 080-71481351

Bhubaneswar

Schneider Electric India (P) Ltd.
Workloop Co-Working in the property
Office No. 316, Esplanade One Mall
Rasulgarh, Bhubaneswar - 751010

Chennai

Schneider Electric India (P) Ltd.
No: 29, 2nd Floor,
Bannari Amman Towers, B-Block
Dr. Radhakrishnan Road, Mylapore
Chennai - 600 004
Tel.:044-71912000

Cochin

Schneider Electric India (P) Ltd.
Alapatt Properties Private Limited
(Trade Name: Centre A)
Main Door Number: 66/4971
(Old Door Number: 40/6584-H)
7th Floor Alapatt Heritage Building
MG Road Kochi - 682035

Coimbatore

Schneider Electric India Pvt. Ltd.
Mikro Grafeo Services Pvt Ltd.,
Elysium Tower, #21, A.T.T
Colony, Near Honda Office,
Coimbatore, Tamil Nadu - 641018

Hyderabad

Schneider Electric Pvt. Ltd.
4B-4th Floor, Gumidelli Towers,
Prakash Nagar, Begumpet,
Hyderabad - 500016

Indore

Schneider Electric India (P) Ltd.
219, Dhan Trident Building
Vijay Nagar, A.B.Road
Indore - 452001

Jaipur

Schneider Electric India (P) Ltd.
Jaipur Business Centre 309
3rd Floor, Sangam Tower 190
Church Road, Jaipur - 302001
Tel.: 0141-2374810

Kolkata

Schneider Electric (I) Pvt. Ltd.
BN3, Salt Lake, Sector V,
Kolkata - 700091

Lucknow

Schneider Electric India (P) Ltd.
Summit, Plot No. TCG 3/3
6th Floor, 604A/B/C, Vibhuti Khand
Gomti Nagar, Lucknow
Uttar Pradesh - 226010
Tel.: 0522-3500334

Ludhiana

Schneider Electric India (P) Ltd.
SCO 23, 2nd Floor,
Chandigarh Road, Sector 32
Ludhiana, Punjab -141010
Tel.: 0161- 5203011

Mohali

Schneider Electric India (P) Ltd.
2nd Floor, Tower-A
Bestech Business Tower
Mega Information & Technology Park
Industrial Plot No.1, Phase IX
(Expansion), Mohali - 160059
Tel.: 0172-7198200

Mumbai

Schneider Electric India Pvt. Ltd.
L&T Business Park, Tower B,
7th Floor, TC-II, Gate No.5,
Saki Vihar Road, Powai,
Mumbai - 400072

Nagpur

Schneider Electric India (P) Ltd.
6, Vasant Vihar Complex
W.H.C Road, Shankar Nagar
Nagpur - 440010
Tel.: 0712-2558581

Nashik

Schneider Electric India (P) Ltd.
401, 4th Floor, Rishi Raj Towers
Jehan Circle, Gangapur Road
Nashik - 422013
Tel.: 0253-2344333

New Delhi

Schneider Electric India (P) Ltd.
C-56, Mayapuri Industrial Area, Phase-2
New Delhi - 110064
Tel.: 011-61317400

Pune

Schneider Electric India (P) Ltd.
Amar Caliber, GTS No 911, BMCC Road,
OFF F.C. Road, Deccan Gymkhana,
Shivaji Nagar, Pune - 411007
Tel.: 020-67492500

Vadodara

Schneider Electric India (P) Ltd.
Notus IT Park, 10th Floor, Block-D
Sarabhai Campus, Vadiwadi
Vadodara, Gujarat - 390017

Vishakhapatnam

Schneider Electric India (P) Ltd.
D.N.10-1-43, 1st Floor
Ratnam's Business Centre,
Siripuram Fort, C.B.M.Compound
Visakhapatnam - 530016
Tel.: 0891-6675500

Customer Care Centre

Monday-Saturday, 9 a.m. to 8 p.m.

Toll-free numbers: 1800 419 4272, 1800 103 0011

Email: customercare.in@schneider-electric.com

For more information, visit our website at: www.se.com/in

- All Prices are in Indian Rupees
- Prices are subject to change without prior notice
- Product evolution is a continuous process and Schneider Electric reserves the right to modify/withdraw any product at any time without prior notice
- Prices charged will be as prevailing on the date of dispatch
- Invoice Amount = (MRP – less Applicable discount) + Applicable GST %
- Tax incidence on invoices is basis applicable GST rates
- Invoice amount not to exceed MRP
- Product pictures shown are for illustration purpose only; actual product may vary
- Kindly refer product datasheet for detailed specification
- SE recommends to procure products from our authorized sellers only, list of our authorized sellers can be found on <https://www.se.com/in/en/work/support/locator/partner-map/>

Distributor